



25
years of
experience



raccorderiemetalliche.com

1/2024

Legenda / Key

Color Code



kg
Peso / ca.
Weight / piece



Pezzi / scatola
Pieces / box



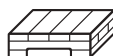
kg/m
Peso al metro
Weight per meter



Pezzi / sacchetto
Pieces / bag



g
Peso / ca.
Weight / piece



Pezzi / bancale
Pieces / pallet

Sistemi di raccordi a pressare

Press fitting systems • Pressfittingsysteme • Systèmes de raccords a sertir • Sistema de accesorios para presnar

color
CODE

Sistemi di scarico

Waste systems • Abflusssysteme • Systèmes de évacuation • Sistemas de evacuación

color
CODE

Raccordi a saldare e filettati in acciaio inossidabile

Stainless steel welding and threaded fittings • Schweiß- und Gewindefittings aus Edelstahl • Raccords à souder et filetés en acier inoxydable • Racores a soldar y rosacar en acero inoxidable

color
CODE

Raccordi a saldare e filettati in acciaio al carbonio

Carbon steel welding and threaded fittings • Schweiß- und Gewindefittings aus Stahl • Raccords à souder et filetés en acier au carbone • Racores a soldar y a rosacar en acero al carbono

color
CODE

Collari e sistemi di fissaggio

Brackets for pipe supports and fixing systems • Rohschellen und Rohrbefestigung Systeme • Colliers et systèmes de fixation • Abrazaderas y sistemas de fijacion

color
CODE

Tappi ed accessori per radiatori

Plugs and accessories for radiators • Stopfen und Heizkörperzubehör • Bouchons et accessoires pour radiateurs • Tapones y accesorios para radiador

color
CODE



happy
birthday



Aiutiamo gli installatori a lavorare in modo rapido, sicuro e conveniente, studiando e realizzando ogni giorno soluzioni innovative di prodotto e di processo prestando particolare attenzione all'impiego dei sistemi di raccordi a pressare.

**(Cav. Lav. Pier Luigi CECCARDI,
Fondatore e Presidente di Raccorderie Metalliche)**



La struttura del Catalogo

The catalog structure

- 1** **Indice Catalogo**
Table of contents • Inhaltsverzeichnis • Table des matières • Índice del catálogo
- 2** **Raccorderie Metalliche**
Profilo aziendale

Company profile • Firmenprofil • Profil d'entreprise • El perfil de la empresa
- 3** **Il sistema di offerta**
Catalogo prodotti completo

Offer system • Das Angebotssystem • Le système d'offre • El sistema de oferta
- 4** **La struttura commerciale**
Rete di vendita e informazioni per gli ordini

Commercial structure • Die kommerzielle Struktur unserer Firma • La structure commerciale
• La estructura comercial

> Raccorderie Metalliche	
> Profilo aziendale	6
Company profile • Firmenprofil • Profil d'entreprise • El perfil de la empresa	
> Principali prodotti	9
Main products • Unsere hauptsächlich Produkte • Produits principaux • Los productos principales	
> Campi di applicazione	11
Fields application • Anwendungsbereich • Domaines d'application • Ámbitos de aplicación	
> I Nostri Progetti	12
Our Projects • Unsere Projekte • Nos Projets • Nuestros Proyectos	
> Il sistema di offerta	
Offer system • Das Angebotssystem • Le système d'offre • El sistema de oferta	
> Sistemi di raccordi a pressione profilo M	18
Press fitting systems M profile • Pressfittingsysteme M-Profil • Système à Sertir Profil M • Sistema de Accesorios para presionar Perfil M	
> inoxPRES	26
AISI 316L - W. 1.4404	
> inoxPRES GAS	76
AISI 316L - W. 1.4404	
> inoxPRES HT FREE	95
AISI 316L - W. 1.4404	
> inoxPRES STEAM	107
AISI 316L - W. 1.4404	
> inoxPRES 304L	117
AISI 304L - W. 1.4307	
> steelPRES	125
Acciaio al carbonio zincato • Carbon steel • C-stahl verzinkt • Acier carbone • Acero carbono galvanizado	
> AES PRES	151
Rame/bronzo • Copper/bronze • Kupfer/Bronze • Cuivre/bronze • Cobre/bronze	
> AES PRES GAS	163
Rame/bronzo • Copper/bronze • Kupfer/Bronze • Cuivre/bronze • Cobre/bronze	
> MARINE PRES	174
CuNi10Fe1.6Mn	
> Attrezzature e accessori	194
Press tools and accessories • Presswerkzeuge zubehör • Outils de sertissage et accessories • Herramientas y accesorios	
> Sistemi di raccordi a pressione profilo UNIKO	216
Press fitting systems UNIKO profile • Pressfittingsysteme UNIKO-Profil • Système à Sertir Profil UNIKO • Sistema de Accesorios para presionar Perfil UNIKO	
> inoxPRES UNIKO	218
AISI 316L - W. 1.4404	
> AES PRES UNIKO	242
Rame/bronzo • Copper/bronze • Kupfer/Bronze • Cuivre/bronze • Cobre/bronze	
> AES PRES UNIKO GAS	258
Rame/bronzo • Copper/bronze • Kupfer/Bronze • Cuivre/bronze • Cobre/bronze	
> Attrezzature e accessori	274
Press tools and accessories • Presswerkzeuge zubehör • Outils de sertissage et accessories • Herramientas y accesorios	
> Sistemi di scarico	210
Waste systems • Abflusssysteme • Systèmes de évacuation • Sistemas de evacuación	
> DRAIN	278
AISI 316L - W. 1.4404	
> Raccordi a saldare e filettati in acciaio inossidabile	314
Stainless steel welding and threaded fittings • Gewindefittings aus edelstahl	
• Raccords en acier inoxydable filetés et à souder • Racores a soldar y rosacar en acero inoxidable	
> Raccordi a saldare	317
Welding fittings • Schweissfittings • Raccord à souder • Racores para soldar	
> Flange	327
Flanges • Flansche • Brides • Bidas	

➤ Accessori _____	343
Accessories • Zubehör • Accessoires • Accesorios	
➤ Raccordi filettati _____	346
Threaded fittings • Gewindefittings • Raccords filetés • Piezas de empalme roscadas	
➤ Valvole a sfera _____	367
Ball valves • Kugelhähne • Robinéts boisseau sphérique • Válvulas de bola	
➤ Collari e fissaggi inox _____	379
Stainless steel collars and fixing systems • Edelstahl Rohrschellen und Befestigung • Colliers et articles de fixation en acier inoxydable • Abrazaderas y artículos de fijación de acero inoxidable	
➤ Raccordi a saldare e filettati in acciaio al carbonio _____	392
Carbon steel welding and threaded fittings • Schweiss- und Gewindefitttinge aus stahl • Raccords en acier filetés et à souder • Racores a soldar y roscar en acero al carbono	
➤ Raccordi filettati neri e zincati _____	394
Black and galvanized threaded fittings • Schwarze und verzinkte gewindefittings • Raccords filetés noirs et galvanises • Racores roscados negros y galvanizados	
➤ Raccordi a saldare _____	412
Welding fittings • Schweissfittings • Raccord à souder • Racores para soldar	
➤ Flange _____	424
Flanges • Flansche • Brides • Bidas	
➤ Accessori _____	440
Accessories • Zubehör • Accessoires • Accesorios	
➤ Collari e sistemi di fissaggio _____	448
Brackets for pipe supports and fixing systems • Rohschellen und rohrbefestigungen systeme • Colliers de fixation pour tubes • Abrazaderas y artículos de fijación	
➤ Collari fissaggio tubi _____	450
Collars for pipe clamping • Befestigungen für rohre • Colliers de fixations pour tube • Abrazaderas fijación tubo	
➤ Sistemi di fissaggio _____	476
Fixing systems • Befestigungssysteme • Systèmes de fixation • Sistemas de fijaciones	
➤ Collari e fissaggi inox _____	507
Stainless steel collars and fixing systems • Edelstahl Rohrschellen und Befestigung • Colliers et articles de fixation en acier inoxydable • Abrazaderas y artículos de fijación de acero inoxidable	
➤ Sistemi di fissaggio sanitari _____	519
Sanitary fixing system • Befestigungssysteme für Sanitaranlage • Sanitaires systèmes de fixation • Sistemas de soportes para sanitarios	
➤ Tappi e accessori per radiatori _____	532
Plugs and accessories for radiators • Stopfen und Heizkörperzubehöre • Bouchons et réductions en acier au carbone pour radiateurs • Tapones y accesorios para radiadores	
➤ Tappi e riduzioni per radiatori _____	534
Radiators plugs and plugs reducing • Blind Stopfen und anschluss stopten für Radiatoren • Bouchons et réductions pour radiateurs • Tapones y tapones reducidos para radiadores	
➤ Accessori per radiatori _____	544
Radiator fittings • Radiatoren-zuberhorteile • Accessoires pour radiateurs • Accesorios para radiadores	
➤ Apparecchiature per impianti idrotermici _____	548
Equipment for hydro-thermal plants • Zuberhör für heizungen • Appareillages pour Installations hydrothermiques • Aparatos para instalaciones hidrotérmicas	
La struttura commerciale	
Commercial structure • Die kommerzielle Struktur unserer Firma • La structure commerciale • La estructura comercial	
➤ Come ordinare _____	557
How to order • Bestellungsverfahren • Comment commander • Cómo efectuar el pedido	
➤ Struttura commerciale Italia _____	558
Sales Organisation • Kommerzielle Struktur in Italien • Structure Commerciale Italie • Organización de ventas en Italia	
➤ Struttura commerciale Estero _____	559
Sales Organisation • Kommerzielle Struktur im Ausland • Organisation des ventes • Organización de ventas en el extranjero	
➤ Condizioni generali di vendita _____	561
General conditions sales • Allgemeine Verkaufsbedingungen • Conditions générales de vente • Condiciones generales de venta	

Raccorderie Metalliche

Azienda certificata

Certified Company

DNV

MANAGEMENT SYSTEM CERTIFICATE

Certificate No. CEN-00017-04-04-04-SINCERT Issue certification date: 07 November 2018 Valid: 07 October 2021 - 07 October 2024

This is to certify that the management system of **RACCORDERIE METALLICHE S.p.A. - Sede Legale e Operativa** Strada Sabbioneta, 59 - 46010 Campitello di Marcaria (MN) - Italy and the sites as mentioned in the appendix accompanying this certificate has been found to conform to the Quality Management System standard: **ISO 9001:2015**

This certificate is valid for the following scope:
Manufacture and trade of welding, threaded and press metal pipe fittings and dedicated insulation system; collars and clamping systems for pipes and radiators. Trade of mixing valves and automatic float air vents, products and accessories for heating and plumbing uses in conformity with national/international standards, specifications furnished by the customer and established company specifications (IAF 17, 29)

Place and date: **Venezia (VE), 08 October 2021**

For the issuing office:
**DNV - Business Assurance
 Via Energy Park, 14 - 20121 Venezia (VE) - Italy**

Enrica Belloni
 Management Representative

Lack of fulfilment of conditions as set out in the Certification Agreement may render this Certificate invalid.
 ACCREDITED UNIT: DNV Business Assurance Italy S.r.l. - Via Energy Park, 14 - 20121 Venezia (VE) - Italy - TEL: +39 049 93 935 www.dnv.it

ISO 9001:2015 - DNV

DNV

MANAGEMENT SYSTEM CERTIFICATE

Certificate No. 04F6-2016-04-ITA-SINCERT Issue certification date: 22 December 2019 Valid: 24 December 2022 - 23 December 2025

This is to certify that the management system of **RACCORDERIE METALLICHE S.p.A. - Sede Legale e Operativa** Strada Sabbioneta, 59 - 46010 Campitello di Marcaria (MN) - Italy and the sites as mentioned in the appendix accompanying this certificate has been found to conform to the Environmental Management System standard: **ISO 14001:2015**

This certificate is valid for the following scope:
Production (through cutting, deformation and thread phases) and marketing of metal fittings, welded, threaded, press-on and insulating collars and fixing systems for pipes and radiators. Marketing mix of valves and air vent, products and complementary accessories for use hydro-thermal health, according to national / international customer specifications and internal specifications established (IAF 17, 29)
 Evaluated according to the requirements of Technical Regulations RT-09

Place and date: **Venezia (VE), 09 November 2022**

For the issuing office:
**DNV - Business Assurance
 Via Energy Park, 14 - 20121 Venezia (VE) - Italy**

Enrica Belloni
 Management Representative

Lack of fulfilment of conditions as set out in the Certification Agreement may render this Certificate invalid.
 ACCREDITED UNIT: DNV Business Assurance Italy S.r.l. - Via Energy Park, 14 - 20121 Venezia (VE) - Italy - TEL: +39 049 93 935 www.dnv.it

ISO 14001:2015 - DNV

DNV

MANAGEMENT SYSTEM CERTIFICATE

Certificate No. 10000457222-MSO-ACCREDITA-ITA Issue certification date: 23 November 2015 Valid in accordance with: 08 October 2021 Valid: 07 October 2021 - 23 November 2024 Expiry date of last certification cycle: 23 November 2021 Date of last recertification: 08 October 2021

This is to certify that the management system of **RACCORDERIE METALLICHE S.p.A. - Sede Legale e Operativa** Strada Sabbioneta, 59 - 46010 Campitello di Marcaria (MN) - Italy and the sites as mentioned in the appendix accompanying this certificate has been found to conform to the Occupational Health and Safety Management System standard: **ISO 45001:2018**

This certificate is valid for the following scope:
Production and marketing of metal fittings, welded, threaded, press-on and insulating collars and fixing systems for pipes and radiators. Marketing mix of valves and air vent, products and complementary accessories for use hydro-thermal health, according to national/international customer specifications and internal specifications established. Marketing of metal pipes made of steel and other metals. (IAF 17, 29)

Place and date: **Venezia (VE), 27 December 2021**

For the issuing office:
**DNV - Business Assurance
 Via Energy Park, 14 - 20121 Venezia (VE) - Italy**

Enrica Belloni
 Management Representative

Lack of fulfilment of conditions as set out in the Certification Agreement may render this Certificate invalid.
 ACCREDITED UNIT: DNV Business Assurance Italy S.r.l. - Via Energy Park, 14 - 20121 Venezia (VE) - Italy - TEL: +39 049 93 935 www.dnv.it

ISO 45001:2018 - DNV



Profilo aziendale

Raccorderie Metalliche rappresenta dal 1970 una realtà di assoluto rilievo nel panorama europeo dei produttori di materiale per l'impiantistica nel **settore idrotermosanitario civile e industriale**. Dal 2014 è presente nel **settore navale** come unico operatore sul mercato in grado di offrire contemporaneamente sistemi pressfitting, sistemi di scarico in acciaio, raccorderia a saldare e filettata e sistemi di fissaggio.

Un'azienda formata da **oltre 400 dipendenti** che ogni giorno realizzano la missione di Raccorderie Metalliche.

“Aiutiamo gli installatori a lavorare in modo rapido, sicuro e conveniente, studiando e realizzando ogni giorno soluzioni innovative di prodotto e di processo prestando particolare attenzione all'impiego dei sistemi di raccordi a pressare.”

*(Pier Luigi CECCARDI,
Fondatore e Presidente di Raccorderie Metalliche)*

Presenza nel Mondo

Raccorderie Metalliche dispone di due siti produttivi in Italia, con un totale di oltre 93.000 mq, e 3 filiali commerciali estere (Germania, Francia e Spagna) che garantiscono una distribuzione in oltre 60 Paesi nel mondo.

- **InoxPRES S.A. (Barcellona, Spagna):**
commercializzazione di tubi e raccordi su tutto il territorio spagnolo e portoghese.
- **RM Pressfitting GmbH (Monaco di Baviera, Germania):**
sviluppo commerciale e coordinamento di un team di promoters sul territorio tedesco.
- **Raccorderie Metalliche FRANCESARL (Lione, Francia):**
sviluppo commerciale e coordinamento della struttura di vendita sul territorio francese.

I punti chiave

Il successo di Raccorderie Metalliche è da attribuire ad una pluralità di fattori: conoscenza, qualità, vasto assortimento di gamma ed estrema attenzione al cliente.

- **Costante ricerca e continuo sviluppo di soluzioni innovative** hanno permesso di realizzare il **primo raccordo tee pressfitting** al mondo in acciaio al carbonio privo di saldature.
- **Continui controlli e miglioramenti sulla qualità** hanno consolidato un elevato standard qualitativo.
- **Certificazione dei sistemi di gestione delle proprie attività** nel rispetto dell'ambiente e della sicurezza dei propri collaboratori.
- **Costante disponibilità e tracciabilità** di prodotti presso i nostri magazzini.
- **Tecnici che affiancano e consigliano** i progettisti nel loro lavoro.
- **Trasparenza, correttezza e rispetto reciproco** con i partner permettono di garantire standard elevati di servizio.
- **Continue attività formative e di aggiornamento** per far crescere professionalmente gli installatori.
- **Particolare attenzione al sociale** ritenendo che siano le persone a fare la differenza, quella differenza che permette di evolvere.

Dati di rilievo

Aggiornati a dicembre 2023

- **Area totale RM** 93.000 mq
- **Superficie coperta RM** 58.000 mq
- **N° dipendenti** oltre 400 persone
- **Fatturato Italia** 37%
- **Fatturato Export** 63%
- **Presenza** in oltre 60 paesi
- **N° articoli a catalogo** 6.114
- **Materia prima trasformata** 22.500 tons/anno
- **Brevetti** 4
- **Certificazioni prodotti** 102

Company profile

Since 1970, Raccorderie Metalliche is a leading manufacturer in the European **civil & industrial plumbing sector** landscape. Since 2014 we are present in the **shipbuilding sector** and the only one in the market being in a position to offer press fitting systems, steel wastewater systems, welding fittings, threaded fittings and fastening systems, at the same time.

Every day, **more than 400 employees** are committed to fulfil Raccorderie Metalliche's mission.

“We constantly offer innovative solutions in terms of both product and process and take the use of press fitting systems into particular consideration; these solutions allow fitters to work rapidly, safely and suitably.”

*(Pier Luigi CECCARDI,
Founder and President of Raccorderie Metalliche)*

Our Presence in the World

Raccorderie Metalliche has two production plants in Italy, extending over an area of more than 93.000 sq. m, as well as 3 branch offices in foreign Countries (Germany, France and Spain) ensuring the distribution of our products in more than 60 Countries of the world.

- **InoxPRES S.A. (Barcelona, Spain):**
marketing of pipes and fittings in the whole Spanish and portuguese territory.
- **RM Pressfitting GmbH (Munich, Germany):**
trade development and coordination of our team of promoters in Germany.
- **Raccorderie Metalliche FRANCE SARL (Lyon, France):**
trade development and coordination of our sales structure in France.

Key Points

Raccorderie Metalliche's success is the result of several factors: knowledge, quality, a wide range of products, particular ability to understand customer requirements.

- **Continuous research and development of innovative solutions** allowing us to be the first Company producing a seamless carbon steel **pressfitting Tee**.
- **Continuous quality control and improvement** resulting in a high quality level.
- **Certification of activities managing systems** in conformity with environment and workers' safety regulations.
- **Constant availability and traceability** of products in our warehouses.
- **Technicians collaborating with and giving advice** to the design engineers.
- **Fairness, transparency and mutual respect** between the partners to provide our customers with the best possible service.
- **Constant training and update** in order fitters to continue their professional development.
- **Particular attention to social issues**, because we think that people make the difference, which is the key ingredient for evolution.

Highlights

Updated on December 2023

- **RM total area** 93.000 sq.m
- **RM covered area** 58.000 sq.m
- **Human resources** more than 400 people
- **Domestic sales** 37%
- **Export sales** 63%
- **Presence** in over 60 countries
- **Item on catalouge** 6.114
- **Processed raw materials** 22.500tons/year
- **Patents** 4
- **Products Certifications** 102

Pressare, Innestare, Innovare!

I sistemi di Raccorderie Metalliche **prodotti in Italia** si dividono in:

Sistemi **Pressfitting**

inoxPRES

Acciaio inossidabile AISI 316L – 1.4404
Acciaio inossidabile AISI 304L – 1.4307

steelPRES

Acciaio al carbonio E195

MARINE PRES

Cupronichel 90/10

AES PRES

Rame Cu-DHP 99.9 – CW024A
Bronzo CuSn5Zn5Pb2-C – CC449K

inoxPRES

UNI KO

Acciaio inossidabile AISI 316L

AES PRES UNI KO

Rame Cu-DHP 99.9 – CW024A
Bronzo CuZn21Si3P – CW724R

I Sistemi Pressfitting di Raccorderie Metalliche sono composti da raccordi, tubazioni* e attrezzature.

Le nostre soluzioni sono progettate per impianti di distribuzione acqua potabile, antincendio, climatizzazione, aria compressa e trasporto fluido in genere.

**PRESSIONE DI ESERCIZIO FINO A PN16.
DISPONIBILITÀ NEI DIAMETRI DA 15 mm A 168 mm.**

Tutti i prodotti seguono un processo di tracciabilità che permette l'identificazione di ogni singolo componente per qualsiasi evenienza.

Sistemi **di scarico**

DRAIN è un sistema ad innesto composto da tubi e raccordi in acciaio inossidabile AISI 316L per il trasporto di acque di scarico bianche, grigie e nere; la soluzione ideale per la realizzazione reti di scarico sia in gravità che in vuoto.

I sistemi di fissaggio, raccorderia **a saldare / filettata, flange**

I nostri sistemi di fissaggio, la raccorderia a saldare e filettata, le flange rappresentano il giusto completamento per fornire un'intera gamma di prodotti che soddisfino a 360° l'esigenza per tutti i tipi di impianti.

* Tranne per il sistema AesPRES®

Raccorderie Metalliche Systems **produced in Italy** are divided as follows:

Pressfitting Systems

inoxPRES® Acciaio inossidabile AISI 316L – 1.4404
Acciaio inossidabile AISI 304L – 1.4307

steelPRES® Carbon Steel E195

MARINE PRES® Copper-nickel 90/10

AES PRES® Rame Cu-DHP 99.9 – CW024A
Bronzo CuSn5Zn5Pb2-C – CC449K

inoxPRES UNIKO® Stainless Steel AISI 316L

AES PRES UNIKO® Rame Cu-DHP 99.9 – CW024A
Bronzo CuZn21Si3P – CW724R

Raccorderie Metalliche Pressfitting Systems include fittings, piping* and tools. Raccorderie Metalliche Pressfitting Systems are designed for multiple application fields: distribution systems of drinking water, fire protection systems, air conditioning, compressed air, and fluid transport systems in general.

**WORKING PRESSURE UP TO PN16.
AVAILABLE FROM 15 mm TO 168 mm.**

All products follow a traceability process which allows each and every component to be identified.

Waste Systems

DRAIN is a push-fit system composed of pipes and fittings in AISI 316L stainless steel for the transport of white, grey and black wastewater; the ideal solution for the construction of gravity and vacuum drainage networks.

Fastening, welding / threaded fitting systems, flanges

Our fastening, welding/threaded fitting systems and flanges represent the correct completion of products to provide a full range which meets the 360° requirements for all installations.

* Except for AesPRES® system

Press, Push, Innovate!



Campi di **applicazione** Fields of **application**

Raccorderie Metalliche offre tutte le soluzioni per l'adduzione e lo scarico di acqua ed il trasporto di svariati fluidi.

I sistemi Pressfitting di Raccorderie Metalliche si distinguono per **semplicità, rapidità e sicurezza**.

- La **semplicità** è intrinseca nelle caratteristiche del sistema: taglia, innesta e pinza, nessun patentino, nessuna fiamma.
- La **rapidità** permette di abbattere i tempi di installazione fino al 60% rispetto ai sistemi tradizionali.
- La **sicurezza** è data dall'assenza di rischi d'incendio e dal mantenimento di un ambiente di lavoro pulito ed ordinato, anche in condizioni di spazio ristretto.

Raccorderie Metalliche offers all possible solutions for the supply and drainage of water and for the transport of diverse fluids.

Raccorderie Metalliche Pressfitting systems stand for **simplicity, speed and security**.

- **Simplicity** is inherent in the system's characteristics: cut, insert and press, no flame, no licence needed.
- **Speed of installation** makes it possible to reduce labour time by up to 60% and high safety levels compared to traditional systems.
- **Security** is provided by the absence of fire risks and by maintaining a clean working environment, even in a restricted working space.

inoxPRES®
inoxPRES UNIKO®

steelPRES®

AES PRES®
AES PRES UNIKO®


MARINE PRES®


DRAIN

Applicazioni Applications	Acciaio inossidabile Stainless Steel	Acciaio al carbonio Carbon Steel	Rame / Bronzo Copper / Bronze	Cupronichel Copper-nickel	Acciaio inossidabile Stainless Steel
Acqua potabile Potable Water	✓		✓		
Gas metano / GPL Natural Gas / LPG	✓		✓		
Riscaldamento Heating	✓	✓	✓	✓	
Raffrescamento Cooling	✓	✓	✓	✓	
Solare termico Solar Thermal	✓	✓	✓	✓	
Aria compressa Compressed Air	✓	✓	✓	✓	
Antincendio Fire Protection Systems	✓		✓	✓	
Acque di processo Process Water	✓			✓	✓
Scarichi Wastewater				✓	✓
Nebulizzazione Nebulisation	✓				
Silicone free Silicone Free	✓				
Vapore Steam	✓				

**Scopri tutte le nostre applicazioni
e i vantaggi dei sistemi a pressare**

*Discover all our applications
and the advantages of pressfitting systems*







Condividi le foto dei tuoi **impianti!**

SHARE PHOTOS OF YOUR PLANTS !

Hai realizzato un impianto utilizzando i nostri sistemi pressare?
Inviaci le foto e i dettagli della tua installazione
all'indirizzo mail marketing@racmet.com,
le pubblicheremo sui nostri canali web.

*Did you build a system using our pressfitting systems?
Send us the photos and details of your installation
to the email address marketing@racmet.com and
we will post them on our web channels.*



La nostra **RacMet Academy**

OUR RACMET ACADEMY

La **RacMet Academy** è il risultato dell'importanza che viene data alla crescita professionale e alla formazione di installatori e collaboratori.

Una struttura formata da ampi spazi dotati delle più avanzate e moderne tecnologie per supportare meeting e convention, un laboratorio tecnico che include una ambientazione specifica per ogni applicazione dedicata ai sistemi di raccordi a pressare, una school dedicata alla formazione ed una zona lounge per l'accoglienza degli ospiti e il relax.

Scopri-la sul nostro sito!

*The **RacMet Academy** is the result of the importance given to professional growth and the training of installers and employees.*

A structure consisting of large spaces equipped with the most advanced and modern technologies to support meetings and conventions, a technical laboratory with a specific setting for each application dedicated to press fittings, a school dedicated to training and a lounge area for the reception of guests and relaxation.

Discover it on our website!

UNA STRUTTURA TECNICA SEMPRE **PIÙ VICINA AI NOSTRI CLIENTI**

A TECHNICAL STRUCTURE CLOSER TO OUR CUSTOMERS

 tecnico@racmet.com



Raccorderie Metalliche

BIM PLUG-IN per AUTODESK® REVIT®

RACCORDERIE METALLICHE BIM PLUG-IN FOR AUTODESK® REVIT®

Modellazione a estrema precisione e contenuti aggiornati, leggeri e compatti con BIM (Building Information Modeling), l'App gratuita di Raccorderie Metalliche!

Per contribuire al processo di progettazione, mettiamo a disposizione tutti i modelli BIM dei nostri sistemi a pressare: oggetti altamente semplificati con tutti i metadati rilevanti ai fini del progetto.

Progetta gli impianti con i nostri sistemi a pressare in modo rapido e semplice!

*Design with great accuracy and work with up-to-date, light and compact **BIM (Building Information Modeling)** content with the free App of Raccorderie Metalliche!*

To contribute to the design process, we provide all BIM models available of our pressing systems: highly simplified objects with all the metadata relevant to the project.

Design piping systems easily and fast!

Anche i progettisti che utilizzano **MagiCAD** in ambiente Revit possono scaricare e utilizzare l'applicativo di Raccorderie Metalliche. I progettisti che utilizzano **StabiCAD** in ambiente Revit possono lavorare con l'App di Raccorderie Metalliche in Revit. Le versioni Revit supportate per l'App Raccorderie Metalliche Product Line Placer sono il 2024, 2023, 2022 e 2021.

*Even designers who use **MagiCAD** in a Revit environment can download and use the Raccorderie Metalliche application.*

*Designers using **StabiCAD** in Revit environment can work with the Revit Raccorderie Metalliche App.*

The Revit versions supported for the Product Line Placer in the Raccorderie Metalliche App are 2024, 2023, 2022 and 2021.



SCARICA L'APP GRATUITA SUL NOSTRO SITO WEB

DOWNLOAD THE FREE
APP ON OUR WEBSITE



Librerie BIM per REVIT - BIM library for REVIT

Free Download



Raccorderie Metalliche presenta la nuova My RacMet APP

RACCORDERIE METALLICHE PRESENTS THE NEW MY RACMET APP

**BE INNOVATIVE.
BE SMART.**



My RacMet APP

È disponibile un nuovo servizio a supporto del tuo lavoro **MY RACMET APP**: la nuova APP di Raccorderie Metalliche **creata per accedere al mondo RacMet attraverso un semplice e veloce click!**

Potrai vedere gli ultimi aggiornamenti e news, video e tutorial, sfogliare online il catalogo prodotti e soprattutto accedere a servizi esclusivi come la tracciabilità di prodotti e di tutti i suoi componenti.

My RACMET APP per avere sempre con te tutte le informazioni di cui hai bisogno!

*A new service is now available to support our customers' work, **MY RACMET APP**: the new app from Raccorderie Metalliche developed for a quick and easy access to the RacMet world!*

You can check the latest updates and news, videos and tutorials, browse the online product catalog, and most importantly, access exclusive services such as the traceability of products and all of their components.

MY RACMET APP: having Raccorderie Metalliche always at your fingertips!


GUARDA IL VIDEO DI PRESENTAZIONE

WATCH THE VIDEO



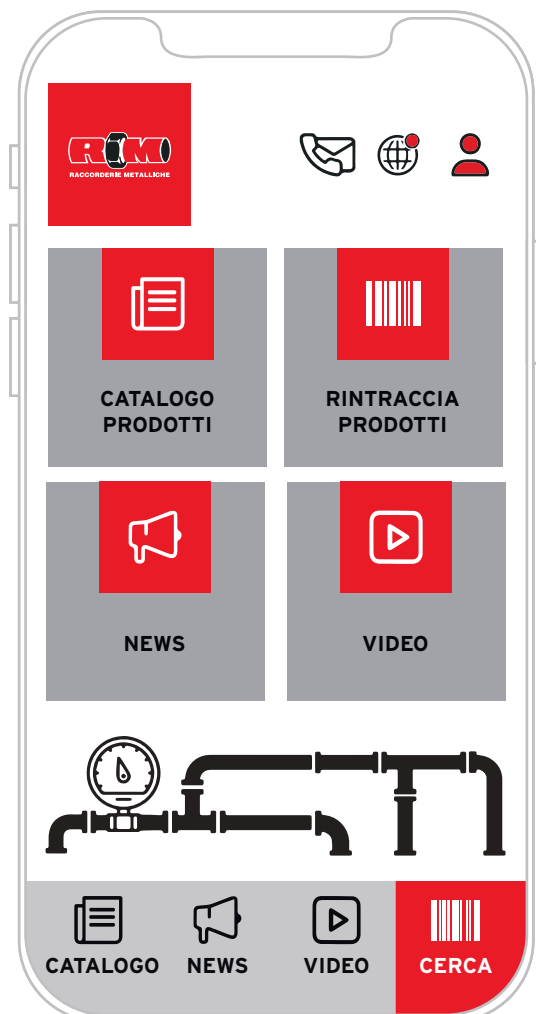
SCARICA LA NOSTRA NUOVA RACMET APP

DOWNLOAD OUR NEW RACMET APP



Raccorderie Metalliche ha realizzato **il catalogo online per una facile e veloce consultazione dei propri prodotti**. Una modalità semplice per consultare le gamme prodotto online.

*Raccorderie Metalliche designed its **online catalogue for an easy and quick consultation of its products**. An easy way to browse product ranges online.*





Sistemi di raccordi a pressare profilo M

PRESS FITTING SYSTEMS M PROFILE

PRESSFITTINGSYSTEME M-PROFIL

SYSTÈME À SERTIR PROFIL M

SISTEMA DE ACCESORIOS PARA PRENSAR PERFIL M

Il sistema pressfitting - profilo M

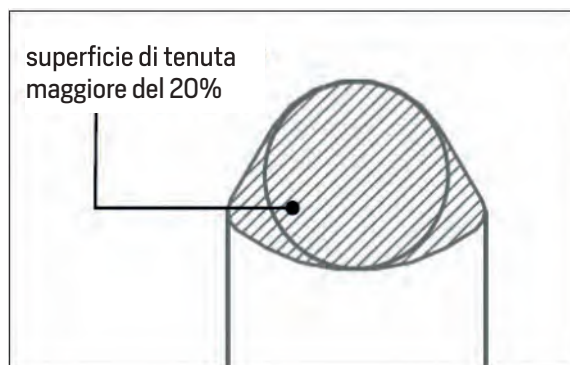
RACCORDERIE METALLICHE utilizza per i propri prodotti la tecnica di giunzione con profilo "M". Durante la pressatura avviene una deformazione a 2 livelli. Il primo livello di resistenza si realizza in seguito alla deformazione meccanica del raccordo e della tuba-

zione, un collegamento indissolubile che garantisce la resistenza meccanica dello stesso. La tenuta idraulica viene garantita dall'O-Ring deformato nella sua sezione: grazie alla sua elasticità, garantisce l'ermeticità permanente della giunzione.

Il profilo dell'anello di tenuta (O-Ring)

I tradizionali sistemi di raccordi a pressare utilizzano anelli di tenuta (O-Ring) a sezione circolare che in caso di lavorazione non appropriata, sono facilmente soggetti ad essere danneggiati. Raccorderie Metalliche usa un'anello di tenuta brevettato a profilo lenticolare (lenring) che aderisce perfettamente alla camera toroidale. Ne conseguono i seguenti vantaggi:

- > Una superficie di tenuta maggiore del 20%;
- > Notevole diminuzione del rischio di danneggiamento dell'anello di tenuta;
- > Facilita l'inserimento del tubo.



Il materiale impiegato nella realizzazione dei raccordi e dei tubi

I raccordi ed i tubi della linea INOXPRES® sono in acciaio inossidabile AISI 316L. A differenza dei tradizionali sistemi in acciaio AISI316, i prodotti INOXPRES® presentano un minor contenuto di carbonio che conferisce all'acciaio una maggiore resistenza alla corrosione.

Anelli di tenuta - Campi di impiego e caratteristiche tecniche

INDICAZIONI TECNICHE	COLORI	TEMPERATURE D'ESERCIZIO MIN / MAX GRADI CELSIUS	PRESSIONE D'ESERCIZIO MAX IN BAR	OMOLOGAZIONE E NORME	CAMPI D'IMPIEGO	INSERITO IN FABBRICA
EPDM	■ Nero	-20 / +120 °C	16	KTW W 270 DVGW W 534	Acqua potabile, Riscaldamento Circuiti di raffreddamento, Acque trattate, Acque completamente dissalate, Acqua piovana, Aria compressa (Classe 1 ÷ 4)	sì
NBR HNBR	■ Giallo	-20 / +70 °C	5	G 260HTB DVGW G 5614	Gas naturale, Gas metano, GPL (fase gassosa)	sì
FKM	■ Verde	-20 / +220 °C	16	-	Solare, Aria compressa (Classe 5), Acqua salmastra	sì
STEAM	□ Bianco	-20 / 165 °C	7 bara / 6 barg	-	Vapore saturo	sì
MVQ	■ Rosso	-20 / +180 °C	16	-	Applicazioni industriali dopo la verifica da parte di RM	no

Norma di riferimento EN 10217-7:2014

WERKSTOFF NR.	C ≤ %	SI ≤ %	MN ≤ %	P ≤ %	S ≤ %	N ≤ %	CR %	MO %	NI %
AISI316 / W.1.4401	0,07	1	2	0,05	0,02	0,11	16,5	2	10
X5CrNiMo 17-12-2							18,5	2,5	13
AISI316L / W. 1.4404	0,03	1	2	0,05	0,02	0,11	16,5	2	10
X2CrNiMo 17-12-2							18,5	2,5	13

Pressfitting system - **M**profile

The junction connection of RACCORDERIE METALLICHE press fitting systems is with "M" contour. During the pressing process a deformation takes place on two planes.

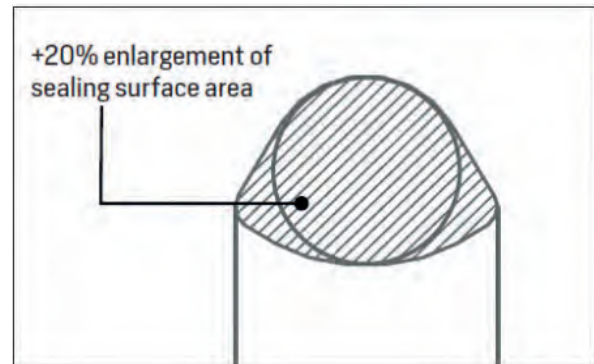
The first plane creates a permanent connection and provides

mechanical strength through the mechanical deformation of the press fitting and the pipe. On the second plane the seal ring is deformed in its cross section and through its elastic properties creates the permanently tight joint.

Sealing ring profile (O-Ring)

Traditional press fitting systems use round sealing rings, which can easily be damaged by careless fitting. RM on the other hand uses a patented sealing ring with a lenticular profile which fits the press crimp groove. This provides the following advantages:

- > A 20% enlargement of the sealing surface area;
- > Major reduction of the risk of the sealing ring being pressed out or damaged;
- > It makes the pipes insertion easier.



Description of the material used to produce stainless steel pipes and fittings

Pipes and fittings of INOXPRES® are made in stainless steel AISI 316L. Unlike traditional systems made with AISI316, INOXPRES® products present a lower content of carbon that gives a higher resistance to corrosion.

Sealing rings - Fields of applications and technical data

TECHNICAL TERM	COLOUR	OPERATING TEMPERATURE MIN. -/MAX. DEGREES CENTIGRADE	OPERATING PRESSURE MAXIMUM IN BAR	APPROVALS AND CERTIFICATION BASIS	FIELDS OF APPLICATION	FACTORY FITTED
EPDM	black	-20 / +120 °C	16	KTW W 270 DVGW W 534	Potable water, Heating, Cooling and refrigeration circuits, Treated water, Desalinated water, Rain-water, Compressed air (Class 1÷4)	yes
NBR HNBR	yellow	-20 / +70 °C	5	G 260HTB DVGW G 5614	Natural gas, Methane gas, GPL (gaseous state)	yes
FKM	green	-20 / +220 °C	16	-	Solar, Compressed air (Class 5), Salt water	yes
STEAM	white	-20 / 165 °C	7 bara / 6 barg	-	Saturated Steam	yes
MVQ	red	-20 / +180 °C	16	-	Industrial applications following approval by RM	no

Reference norm EN 10217-7:2014

WERKSTOFF NR.	C ≤ %	SI ≤ %	MN ≤ %	P ≤ %	S ≤ %	N ≤ %	CR %	MO %	NI %
AISI316 / W.1.4401	0,07	1	2	0,05	0,02	0,11	16,5	2	10
X5CrNiMo 17-12-2									
AISI316L / W. 1.4404	0,03	1	2	0,05	0,02	0,11	18,5	2,5	13
X2CrNiMo 17-12-2									

Le fasi di installazione - **profilo M**

Installation process - M profile



Attrezzatura per la preparazione del tubo / Tools for the pipe set-up



Macchine e attrezzature per la pressata / Pressing machines and tools



Taglio del tubo / Cutting the pipe to length



Sbavatura del tubo / Deburring the pipe



Controllo O-ring / Checking the sealing ring



Marcatura della profondità d'innesto / Marking the insertion depth



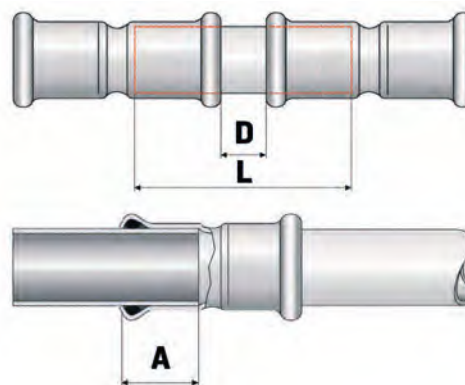
Preparazione della macchina pressatrice / Press machine preparation



Assemblaggio attraverso pressatura / Making the press connection



Controllo della pressatura / Checking the press connection



A = Quota d'innesto
 D = Distanza minima
 L = Lunghezza minima di tubo

A = insertion depth
 D = minimum distance
 L = minimum pipe length tubo

Profondità d'innesto e distanze minime

Insertion depth and minimum distances

VIDEO TUTORIAL

Scopri sul nostro canale YouTube, come installare il sistema Pressfitting !

Find out more on our YouTube channel, how to install Pressfitting system !

YouTube

RACCORDERIE METALLICHE

Diametro esterno tubi in mm Pipe outside diameter in mm	A mm	D mm	L mm
12	18	20	56
15	20	20	60
18	20	20	60
22	21	20	62
28	23	20	66
35	26	20	72
42	30	40	100
54	35	40	110
76,1	55	60	170
88,9	60	60	180
108	75	60	210
139,7	95	100	290
168,3	113	100	326

FOCUS ON 

LA GIUNZIONE OVERSIZE DIAMETRO 139-168 mm

THE OVERSIZE RANGE DIAMETER 139-168 mm

OVERSIZE è una nuova gamma a pressare in acciaio inossidabile AISI 316L disponibile nei diametri 139.7 e 168.3 mm.

Diversamente dai diametri fino al 108 mm, le fasi di pressatura delle dimensioni Oversize 139,7 e 168,3 mm devono essere realizzate attraverso due fasi di pressatura distinte.

Con la catena dedicata si procede secondo le sottostanti fasi di lavoro.

The Oversize is a new pressfitting range, made of AISI 316L stainless steel available in 139 and 168mm diameters.

Unlike diameters up to 108 mm, the pressing phases of the Oversize 139.7 and 168.3 mm dimensions must be carried out in two distinct pressing phases.

Using the dedicated chain, follow the instructions listed below.



1° FASE di PRESSATURA

- Aprire la catena e posizionarla sul raccordo: la scanalatura della catena deve essere posizionata esattamente sopra la camera toroidale del raccordo.
- Chiudere la catena e premere il pulsante di blocco.
- Ruotare il fermo verso l'interno ed innestare il blocco.
- Effettuare l'operazione di pressatura n° 1.
- Sganciare e ruotare il fermo, aprire la catena e rimuoverla dal raccordo.

1st PRESSING PHASE

- Open the chain and place it around the fitting: the groove of the chain must be positioned exactly above the toroidal chamber of the fitting.
- Close the chain and press the lock button.
- Rotate the latch inwards and engage the lock.
- Carry out pressing operation n° 1.
- Unhook and rotate the latch, open the chain and remove it from the fitting.

Assemblaggio pressatura n°1 / Press assembly phase 1



Scanalatura della catena sopra la sede di contenimento dell'o-ring
Chain groove above the o-ring groove



VIDEO TUTORIAL

Scopri sul nostro canale YouTube come installare la nuova gamma Oversize!

YouTube

RACCORDERIE METALLICHE

Find out more on our YouTube channel, how to install the new Oversize range!

2° FASE di PRESSATURA

- a) Posizionare la catena nella zona del “bicchiere”, allineandola con le apposite guide sopra la sede di contenimento dell’o-ring.
- b) Chiudere la catena e premere il pulsante di blocco.
- c) Ruotare il fermo verso l'interno ed innestare il blocco.
- d) Effettuare l'operazione di pressatura n° 2.
- e) Sganciare e ruotare il fermo, aprire la catena e rimuoverla dal raccordo.

Assemblaggio pressatura n°2 / Press assembly phase 2



Controllo visivo pressatura Oversize /
 Visual inspection of oversize pressing

L'installatore deve inoltre assicurarsi che tutte le giunzioni siano effettivamente state pressate.

A pressatura avvenuta, le giunzioni non devono più essere sollecitate meccanicamente.

L'allineamento della tubazione e il fissaggio dei collegamenti filettati devono quindi essere effettuati prima della pressatura.

È comunque consentito muovere e sollevare leggermente la tubazione, ad es. per lavori di verniciatura.

2nd PRESSING PHASE

- a) Position the chain around the pipe socket, aligning it with the appropriate guides above the containment groove of the o-ring.
- b) Close the chain and press the lock button.
- c) Rotate the latch inwards and engage the lock.
- d) Carry out pressing operation n° 2.
- e) Unhook and rotate the latch, open the chain and remove it from the fitting.

Guide sopra la sede di contenimento dell'o-ring

Guides over the o-ring groove



Dopo la pressatura occorre verificare che la giunzione sia stata realizzata correttamente e che la profondità d'innesto sia stata rispettata.

After pressing, the connection must be checked to ensure that the work has been carried out correctly and that the insertion depth is correct.

The fitter must also ensure that all connections have been adequately pressed.

Once pressing has been complete, the connections must not be subjected to further mechanical loads.

The alignment of the pipeline and the fixing of the threaded connections must therefore be carried out before pressing.

Slight movement and lifting of pipes, e.g. for painting work, is permitted.

Certificazioni / Certifications

SETTORE CIVILE / CIVIL SECTOR

		PRODUKTE DER WASSERVERSORGUNG	DW-8511AU2084 (W 534)	Ø 15 – 168 mm
		EDELSTAHLROHR "INOXPRES" - 1.4404	DV-7301 BM3426 (GW 541)	Ø 15 – 108 mm
		EDELSTAHLROHR "INOXPRES" - 1.4521	DW-7301 BT0667 (GW 541)	Ø 15 – 54 mm
		ROHRSYSTEM EDELSTAHL "INOXPRES" PRESSFITTINGSYSTEM AUS EDELSTAHL DN 20 BIS DN 80 VERWENDUNG: IN ORTSFESTEN WASSERLÖSCHANLAGEN	G 4060006 (VdS 2344 – VdS 2100)	Ø 22 – 88,9 mm
		TRINKWASSERHAUSINSTALLATIONSSYSTEM = INOXPRES®=	W 1.402 (W 402)	Ø 15 – 108 mm
		TRINKWASSERVERTEILSYSTEME	0007-4278 (ZW 132-GW514-W534)	Ø 15 – 108 mm
		INOXPRES RANGE OF STAINLESS STEEL FITTINGS	1710345	Ø 15 – 108 mm
		SYSTÈMES DE CANALISATIONS DE DISTRIBUTION D'EAU - SYSTÈME INOXPRES	79-2217_V1	Ø 15 – 108 mm
		ATTESTATION DE CONFORMITE SANITAIRE - SYSTÈME INOXPRES	18 ACC LY 875	Ø 15 – 108 mm
		PRESFITTINGS TIL RUSTFRI STÅLRØR INOXPRES RUSTFRI STÅLRØR TIL BRUGSVANDSINSTALLATIONER I BYGNING OG JORD INOXPRES	VA 1.22/19224 VA 1.12/18410	Ø 15 – 108 mm
		INOXPRES PIPES INOXPRES FITTINGS	02/00016 03/00224	Ø 15 – 108 mm
		PRESSKOPPLINGAR FÖR ROSTFRIA STÅLRÖR	1174/99	Ø 15 – 108 mm
		STAINLESS STEEL PRESS FITTING - INOXPRES® - (WATER SUPPLY) STAINLESS STEEL TUBE - INOXPRES® - (WATER SUPPLY)	K40834 K40835	Ø 15 – 108 mm
		INOXPRES PRESSFITTINGSYSTEM I RUSTFRITT STÅL	Nr. 1623	Ø 15 – 108 mm
		INOXPRES PRESSFITTING SYSTEM	POCC IT. AM05.H05079	Ø 15 – 108 mm
		STAINLESS STEEL INOXPRES CRIMP FITTINGS (WATER SUPPLY)	TEST REPORT ZH 173	Ø 15 – 108 mm
		ROZSDAMENTES ACÉL CSÖVEK ÉS PRÉSIDOMOK INOXPRES	A-42/2017	Ø 15 – 108 mm
		INOXPRES ROZSDAMENTES ACÉL PRÉSKÖTÉSŰ CSŐRENDSZER	20-CPR-282-(C-22/2017)	Ø 15 – 108 mm
		LĄCZNIKI ZAPRASOWYWANE ZE STALI SYSTEMU INOXPRES I STEELPRES DO ŁĄCZENIA RUR ZE STALI	ITB-KOT-2019/1222 WYDANIE 1	Ø 15 – 108 mm
		RURY I ŁĄCZNIKI ZAPRASOWYWANE INOXPRES DN20 ÷ DN100 DO STAŁYCH URZĄDZEŃ GAŚNICZYCH WODNYCH	ITB-KOT-2020/1502 WYDANIE 2	Ø 22 – 108 mm
		SYSTEM ZACISKOWY INOXPRES: RURY I ZŁĄCZKI ZACISKOWE	B.BK.60110.1527.2022	Ø 15 – 108 mm
		SYSTÉM TRUBEK A LISOVACÍCH TVAROVEK Z NEREZOVÉ OCELI	202/C5/2022/B-00659-22	Ø 15 – 108 mm
		RACCORDI A PRESSARE IN ACCIAIO INOSSIDABILE / STAINLESS STEEL PRESSFITTINGS PRODOTTI E COMPONENTI UTILIZZATI A CONTATTO CON ACQUA POTABILE PRODUCT AND ELEMENTS IN CONTACT WITH DRINKING WATER	ICIM-CAP-009671-01	Ø 15 – 168,3 mm
		WATER SUPPLY - METALLIC FITTINGS AND END CONNECTORS; STAINLESS STEEL PIPES AND TUBE FOR PRESSURE APPLICATIONS	WMK25928 WMK25929	Ø 15 – 108 mm

Certificazioni / Certifications

SETTORE NAVALE / SHIPYARD SECTOR

		MECHANICAL JOINTS COMPRESSION COUPLINGS PRESSTYPE	38058/B0 BV	Ø 15 – 108 mm
		TUBE FITTINGS - INOXPRES	TAP000017J	Ø 15 – 108 mm
		PIPE, DUCT, TRUNK - INOXPRES	MEDB00007F0	Ø 15 – 108 mm
		PRESS FIT SYSTEM OF COMPRESSION TYPE FOR PIPING SYSTEMS	LR 22130438 TA	Ø 15 – 108 mm
		INOXPRES, PIPING SYSTEM AND FITTING	MIL46378-PE002	Ø 15 – 108 mm
		GIUNTI MECCANICI PER TUBOLATURE - INOXPRES MECHANICAL JOINTS FOR PIPES - INOXPRES	MAC 216718CS/002 - 003	Ø 15 – 108 mm
		INOXPRES, PIPING SYSTEM AND FITTING	19-GE1920310-PDA	Ø 15 – 108 mm
		INOXPRES, MECHANICAL JOINTS	ML 20PTB00014	Ø 15 – 108 mm

Campi di applicazione / Fields of application



Acqua potabile
Potable water



Riscaldamento
Heating



Raffrescamento
Cooling



Acque di processo
Process water




Aria compressa
Compressed air



Antincendio
Fire protection systems

inoxPRES O-ring EPDM

Nero | Black | Schwarz | Noir | Negro



SCOPRI
LA GAMMA
inoxPRES
DISCOVER
THE RANGE



Un marchio di qualità per i materiali a contatto con l'acqua potabile

A QUALITY BRAND FOR MATERIALS COMING IN CONTACT WITH DRINKING WATER

ICIM attesta che gli oggetti prodotti e/o commercializzati dall'Organizzazione **Raccorderie Metalliche S.p.A.:**

- Tubi e raccordi a pressare in acciaio inox (inoxPRES);
- Tubi e raccordi a pressare in rame e bronzo (aesPRES);
- Tubi e raccordi a pressare in cupronickel (marinePRES);
- Raccordi a saldare in acciaio inox;

sono idonei al contatto con acqua potabile destinata al consumo umano. (riferimento D.M. n.174 del 6 aprile 2004)



ICIM certifies that the products manufactured and/or marketed by **Raccorderie Metalliche S.p.A.:**

- Stainless steel pipes and pressfittings (inoxPRES);
- Copper and bronze pipes and pressfittings (aesPRES);
- Cupronickel pipes and pressfittings (marinePRES);
- Welding fittings in stainless steel;

are suitable for contact with drinking water intended for human consumption.

(Re: Ministerial Decree No. 174 dated 6 April 2004)

inoxPRES®




**116/200 6 m**
≤54 B 30 31
76÷108 B 30 32
**TUBO IN ACCIAIO
INOSSIDABILE**

- STAINLESS STEEL PIPE
- EDELSTAHL ROHR
- TUBE EN ACIER INOXYDABLE
- TUBO DE ACERO INOXIDABLE

NORM: EN 10217-7 (DIN 17455) - EN 10312

Mat. Nr.: 1.4404 (AISI 316L) L=6 m
Crudo - Not annealed - Ungeglüht - Non-hypertrempé - Crudo


CODE	Dimensions mm x mm	Ø int mm	L m	 kg/m	Volume l/m	Minimum package m	Bundle m	€/m
116015200	15 x 1,0	13	6	0,351	0,133	60	1014	16,39
116018200	18 x 1,0	16	6	0,426	0,201	60	1014	18,64
116022200	22 x 1,2	19,6	6	0,625	0,302	60	762	25,98
116028200	28 x 1,2	25,6	6	0,805	0,514	30	546	32,78
116035200	35 x 1,5	32	6	1,258	0,804	30	546	49,52
116042200	42 x 1,5	39	6	1,521	1,194	30	366	59,16
116054200	54 x 1,5	51	6	1,972	2,042	30	366	76,00
116076200	76,1 x 2,0	72,1	6	3,711	4,080	6	114	136,48
116088200	88,9 x 2,0	84,9	6	4,352	5,660	6	114	157,98
116108200	108 x 2,0	104	6	5,308	8,490	6	114	194,32

**116/Oversize 6 m****B 30 36****TUBO IN ACCIAIO INOSSIDABILE**

- STAINLESS STEEL PIPE
- EDELSTAHL ROHR
- TUBE EN ACIER INOXYDABLE
- TUBO DE ACERO INOXIDABLE

NORM: EN 10217-7 (DIN 17455) - EN 10312

Mat. Nr.: 1.4404 (AISI 316L) L=6 m
Crudo - Not annealed - Ungeglüht - Non-hypertrempé - Crudo


CODE	Dimensions mm x mm	Ø int mm	L m	 kg/m	Volume l/m	Minimum package m	Bundle m	€/m
116139200*	139,7 x 2,0	135,7	6	6,896	14,460	6	60	309,33
116168200*	168,3 x 2,0	164,3	6	8,328	21,200	6	54	339,41
116139260	139,7 x 2,6	134,5	6	8,926	14,208	6	60	549,52
116168260	168,3 x 2,6	163,1	6	10,788	20,893	6	54	641,08

[*]: non certificato DVGW - not certified DVGW - keine Zertifizierung DVGW - pas certifié DVGW - DVGW no certificado

**116/203 3 m**
≤54 B 30 31
76÷108 B 30 32
**TUBO IN ACCIAIO
INOSSIDABILE**

- STAINLESS STEEL PIPE
- EDELSTAHL ROHR
- TUBE EN ACIER INOXYDABLE
- TUBO DE ACERO INOXIDABLE


NORM: EN 10217-7 (DIN 17455) - EN 10312**Mat. Nr.: 1.4404 (AISI 316L) L=3 m****Crudo - Not annealed - Ungelüht - Non-hypertrempé - Crudo**

CODE	Dimensions mm x mm	Ø int mm	L m	 kg/m	Volume l/m	Minimum package m	€/m
116015203	15 x 1,0	13	3	0,351	0,133	60	17,21
116018203	18 x 1,0	16	3	0,426	0,201	60	19,59
116022203	22 x 1,2	19,6	3	0,625	0,302	36	27,28
116028203	28 x 1,2	25,6	3	0,805	0,514	30	34,41
116035203	35 x 1,5	32	3	1,258	0,804	18	51,97
116042203	42 x 1,5	39	3	1,521	1,194	12	62,15
116054203	54 x 1,5	51	3	1,972	2,042	12	79,81
116076203	76,1 x 2,0	72,1	3	3,711	4,080	6	143,24
116088203	88,9 x 2,0	84,9	3	4,352	5,660	6	165,87
116108203	108 x 2,0	104	3	5,308	8,490	6	204,06

**116/300 6 m**
≤54 B 30 31
76÷108 B 30 32
**TUBO IN ACCIAIO
INOSSIDABILE**

- STAINLESS STEEL PIPE
- EDELSTAHL ROHR
- TUBE EN ACIER INOXYDABLE
- TUBO DE ACERO INOXIDABLE

NORM: EN 10217-7 (DIN 17455) - EN 10312**Mat. Nr.: 1.4404 (AISI 316L) L=6 m****Ricotto - Annealed - Geglüht - Hypertrempé - Recocido**


CODE	Dimensions mm x mm	Ø int mm	L m	 kg/m	Volume l/m	Minimum package m	Bundle m	€/m
116015300	15 x 1,0	13	6	0,351	0,133	60	1014	25,00
116018300	18 x 1,0	16	6	0,426	0,201	60	1014	26,87
116022300	22 x 1,2	19,6	6	0,625	0,302	60	762	36,05
116028300	28 x 1,2	25,6	6	0,805	0,514	30	546	44,22
116035300	35 x 1,5	32	6	1,258	0,804	30	546	65,16
116042300	42 x 1,5	39	6	1,521	1,194	30	366	78,13
116054300	54 x 1,5	51	6	1,972	2,042	30	366	99,09
116076300	76,1 x 2,0	72,1	6	3,711	4,080	6	114	165,27
116088300	88,9 x 2,0	84,9	6	4,352	5,660	6	114	193,93
116108300	108 x 2,0	104	6	5,308	8,490	6	114	238,01

**116/030 6 m****B 30 33****TUBO IN ACCIAIO INOSSIDABILE**

- STAINLESS STEEL PIPE
- EDELSTAHL ROHR
- TUBE EN ACIER INOXYDABLE
- TUBO DE ACERO INOXIDABLE

NORM: EN 10217-7 (DIN 17455) - EN 10312

Mat. Nr.: 1.4521 (AISI 444) L=6 m
Ricotto - Annealed - Geglüht - Hypertrempé - Recocido

CODE	Dimensions mm x mm	Ø int mm	L m	 kg/m	Volume l/m	Minimum package m	Bundle m	€/m
116015030	15 x 1,0	13	6	0,351	0,133	60	1014	10,60
116018030	18 x 1,0	16	6	0,426	0,201	60	1014	12,19
116022030	22 x 1,2	19,6	6	0,625	0,302	60	762	17,57
116028030	28 x 1,2	25,6	6	0,805	0,514	30	546	22,60
116035030	35 x 1,5	32	6	1,258	0,804	30	546	34,10
116042030	42 x 1,5	39	6	1,521	1,194	30	366	41,43
116054030	54 x 1,5	51	6	1,972	2,042	30	366	53,14

NOTA / NOTE

Per le specifiche certificazioni delle tubazioni in ogni singolo paese, vedere sito web raccorderiemetalliche.com

For pipes certification's details of each country, please check our website raccorderiemetalliche.com

Die für jedes einzelne Land spezifischen Zertifizierungen der Rohre finden Sie auf die Website raccorderiemetalliche.com

Pour toute certification de tubes dans chaque pays, voir le site internet raccorderiemetalliche.com

Para conocer las certificaciones específicas de las tuberías en cada país, consulte el sitio web raccorderiemetalliche.com

**114/200 6 m**


≤54	B 30 34
76÷108	B 30 35

**TUBO IN ACCIAIO
INOSSIDABILE**

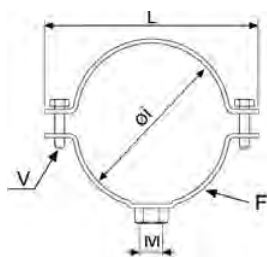
- STAINLESS STEEL PIPE
- EDELSTAHL ROHR
- TUBE EN ACIER INOXYDABLE
- TUBO DE ACERO INOXIDABLE

NORM: EN 10217-7 (DIN 17455) - EN 10312**NOTE:** Paese Italia - conforme al DM 174 per
veicolazione acqua potabile;
Italy country - according to DM 174 for
drinking water transport;

Mat. Nr.: 1.4307 (AISI 304L) L=6 m
Crudo - Not annealed - Ungeglüht - Non-hypertrempé - Crudo

CODE	Dimensions mm x mm	Ø int mm	L m	 kg/m	Volume l/m	Minimum package m	Bundle m	€/m
114015200	15 x 1,0	13	6	0,351	0,133	60	1014	10,82
114018200	18 x 1,0	16	6	0,426	0,201	60	1014	12,74
114022200	22 x 1,2	19,6	6	0,625	0,302	60	762	17,97
114028200	28 x 1,2	25,6	6	0,805	0,514	30	546	23,14
114035200	35 x 1,5	32	6	1,258	0,804	30	546	34,92
114042200	42 x 1,5	39	6	1,521	1,194	30	366	42,97
114054200	54 x 1,5	51	6	1,972	2,042	30	366	56,90
114076200	76,1 x 2,0	72,1	6	3,711	4,080	6	114	107,51
114088200	88,9 x 2,0	84,9	6	4,352	5,660	6	114	113,32
114108200	108 x 2,0	104	6	5,308	8,490	6	114	122,39

A 50 50



156

COLLARE PER TUBO INOXPRES

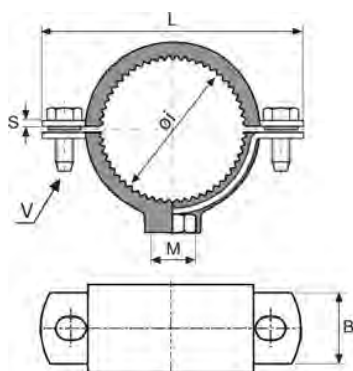
- CLAMP FOR INOXPRES PIPE
- ROHRSCHELLE FÜR INOXPRES ROHR
- COLLIER POUR TUBE INOXPRES
- ABRAZADERA PARA TUBO INOXPRES

MATERIAL: AISI 304 - 1.4301

NOTE: dado saldato con puntatura elettrica spot welded nut

CODE	DN mm	M	F Lg x Sp mm	V mm	L mm	g	g	g	€
156015304	15	M 8	20 x 2,5	M 6 x 20	48	52	1	50*	5,67
156308304	18	M 8	20 x 2,5	M 6 x 20	53,5	58	1	50*	5,67
156102304	22	M 8	20 x 2,5	M 6 x 20	58	62	1	50*	5,46
156304304	28	M 8	20 x 2,5	M 6 x 20	63,5	68	1	50*	5,65
156100304	35	M 8	20 x 2,5	M 6 x 20	70	76	1	50*	6,32
156114304	42	M 8	20 x 2,5	M 6 x 20	79	88	1	50*	7,00
156054304	54	M 8	20 x 2,5	M 6 x 25	94	102	1	50*	8,23
156212304	76,1	M 10	30 x 2,5	M 6 x 25	115	200	1	20*	14,42
156300304	88,9	M 10	30 x 2,5	M 6 x 25	128	221	1	20*	15,72
156108304	108	M 10	30 x 2,5	M 6 x 25	149	252	1	20*	18,22

[*] unità minima di vendita / minimum selling quantity



Conforme a
 Conform to
 Entsprechend
 Correspondant
 Conforme a la

DIN 4109

A 50 50

156/G

COLLARE GOMMA PER TUBO INOXPRES

- CLAMP WITH RUBBER FOR INOXPRES PIPE
- ROHRSCHELLE MIT GUMMIEINLAGE FÜR INOXPRES ROHR
- COLLIER DE FIXATION GARNITURE ISOPHONIQUE POUR TUBE INOXPRES
- ABRAZADERA ISOFÓNICA PARA TUBO INOXPRES

MATERIAL: AISI 304 - 1.4301

VULCANIZED RUBBER:

EPDM [-20° C/+120° C]
 durezza/hardness
 55 Shore

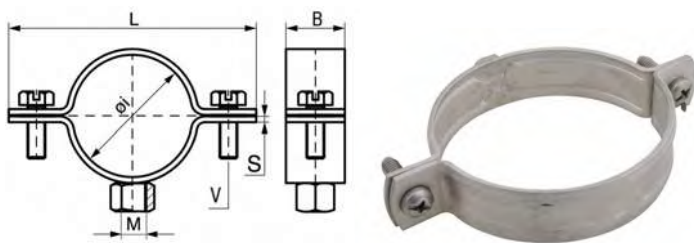
NOTE: dado saldato con puntatura elettrica spot welded nut

CODE	DN mm	M	V mm	B mm	S mm	L mm	g	g	g	€	
156150304G	15	M 8	M 6 x 20	20	2,5	58	72	1	50*	11,53	
156308304G	18	M 8	M 6 x 20	20	2,5	58	76	1	50*	11,53	
156102304G	22	M 8	M 6 x 20	20	2,5	63,5	86	1	50*	11,75	
156304304G	28	M 8	M 6 x 20	20	2,5	70	94	1	50*	12,22	
156100304G	35	M 8	M 6 x 20	20	2,5	79	112	1	50*	12,95	
156114304G	42	M 8	M 6 x 20	20	2,5	85	120	1	50*	15,09	
156112304G	54	M 8	M 6 x 25	20	2,5	97	142	1	50*	16,45	
156212304G	76,1	M 10	M 6 x 25	30	2,5	128	308	1	10*	24,98	
156300304G	88,9	M 10	M 6 x 25	30	2,5	148	346	1	10*	27,07	
156108316G	**	108	M 8 / 10	M 6 x 25	20	2	168	200	1	10*	22,67

[*] unità minima di vendita / minimum selling quantity



[**] Gomma staccabile - Detachable rubber - Abnehmbare Gummi - Caoutchouc amovible - Goma desmontable
 AISI 316 / 1.4401 (famiglia / family A 50 51)

A 50 51

**156/316L****COLLARE FISSAGGIO TUBO - SERIE PESANTE**

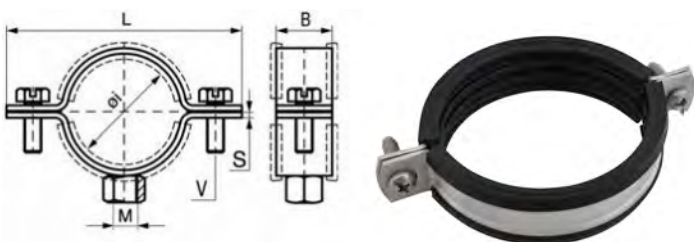
- CLAMP - HEAVY SERIES
- ROHRSCHELLE - SCHWERE SERIE
- COLLIER DE FIXATION - SÉRIE LOURDE
- ABRAZADERA - SERIE PESADA

MATERIAL: AISI 316L - 1.4404**NOTE:** dado saldato con puntatura elettrica spot welded nut

CODE	DN mm	M	V mm	B mm	S mm	L mm	 g		€
156500316	139,7	M10	M6 x 25	20	2,5	179	210	10*	24,99
156600316	168,3	M10	M6 x 25	20	2,5	203	240	10*	26,43



[*] unità minima di vendita / minimum selling quantity

A 50 51

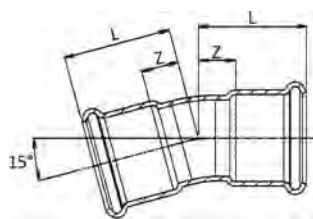
**156/316L G****COLLARE CON GOMMA - SERIE PESANTE**

- CLAMP WITH RUBBER - HEAVY SERIES
- ROHRSCHELLE MIT GUMMIEINLAGE - SCHWERE SERIE
- COLLIER DE FIXATION GARNITURE ISOPHONIQUE - SÉRIE LOURDE
- ABRAZADERA ISOFÓNICA - SERIE PESADA

MATERIAL: AISI 316L - 1.4404**VULCANIZED RUBBER:** EPDM [-20° C/+120° C]
durezza/hardness 55 Shore**NOTE:** dado saldato con puntatura elettrica spot welded nut

CODE	DN mm	M	V mm	B mm	S mm	L mm	 g		€
156500316G	139,7	M10	M6 x 25	20	2,5	179	250	10*	28,05
156600316G	168,3	M10	M8 x 35	25	2,5	233	470	10*	30,75

[*] unità minima di vendita / minimum selling quantity



181/150

≤54 B 10 11
 76÷108 B 10 12

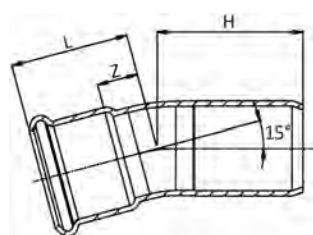
CURVA 15° FF

- 15° ELBOW FF
- BOGEN 15° II
- COUDE FF 15°
- CURVA 15° HH

MATERIAL: AISI 316L - 1.4404

O-RING: EPDM nero - black - Schwarz - noir - negro

CODE	De mm	L mm	Z mm				€
181015150	15	30	10	50	20	300	15,91
181018150	18	32	12	52	20	300	17,60
181022150	22	33	12	82	20	100	20,43
181028150	28	36	13	112	10	100	24,61
181035150	35	37	11	123	10	60	31,51
181042150	42	42	12	175	4	40	45,49
181054150	54	49	12	268	2	20	58,41
181076150C	76,1	87,5	32,5	777	2	2	217,85
181088150C	88,9	100,5	40,5	1032	2	2	259,57
181108150C	108	109,5	34,5	1412	2	2	353,92



181/151

≤54 B 10 11
 76÷108 B 10 12

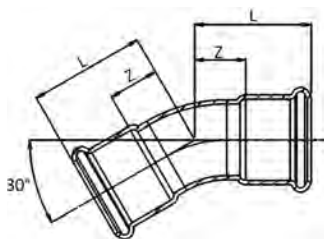
CURVA 15° MF

- 15° ELBOW MF
- BOGEN 15° IA
- COUDE MF 15°
- CURVA 15° HM

MATERIAL: AISI 316L - 1.4404

O-RING: EPDM nero - black - Schwarz - noir - negro

CODE	De mm	L mm	H mm	Z mm				€
181015151	15	30	40	10	50	20	300	15,91
181022151	22	33	41	12	82	20	100	19,28
181028151	28	36	43	13	112	10	100	22,94
181035151	35	37	41	11	133	10	60	29,35
181042151	42	42	55,5	12	165	4	40	43,80
181054151	54	49	55	13	293	2	20	56,17
181076151C	76,1	87,5	95,5	32,5	743	2	2	199,88
181088151C	88,9	100,5	108,5	40,5	988	2	2	238,61
181108151C	108	109,5	118	34,5	1332	2	2	325,86

**181/300**

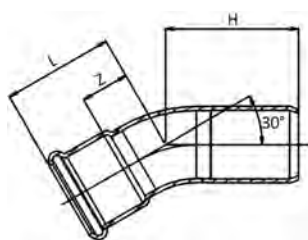
≤54 B 10 11
76÷108 B 10 12

CURVA 30° FF

- 30° ELBOW FF
- BOGEN 30° II
- COUDE FF 30°
- CURVA 30° HH

MATERIAL: AISI 316L - 1.4404**O-RING:** EPDM nero - black - Schwarz - noir - negro

CODE	De mm	L mm	Z mm				€
181015300	15	33	13	50	20	300	15,91
181018300	18	32	12	52	20	300	17,60
181022300	22	37	16	82	20	100	20,43
181028300	28	41	18	112	10	100	24,61
181035300	35	37	11	123	10	60	31,51
181042300	42	44	14	175	4	40	45,49
181054300	54	52	17	268	2	20	58,41
181076300	76,1	100	55	900	2	2	217,85
181088300	88,9	115	64	1250	2	2	259,57
181108300	108	127	68	1700	2	2	353,92

**181/301**

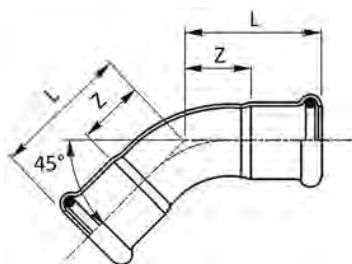
≤54 B 10 11
76÷108 B 10 12

CURVA 30° MF

- 30° ELBOW MF
- BOGEN 30° IA
- COUDE MF 30°
- CURVA 30° HM

MATERIAL: AISI 316L - 1.4404**O-RING:** EPDM nero - black - Schwarz - noir - negro

CODE	De mm	L mm	H mm	Z mm				€
181015301	15	33	43	13	50	20	300	15,91
181022301	22	37	46	16	82	20	100	19,28
181028301	28	41	48	18	112	10	100	22,94
181035301	35	37	46	11	133	10	60	29,35
181042301	42	44	54	14	195	4	40	43,80
181054301	54	52	63	17	293	2	20	56,17
181076301	76,1	100	108	55	900	2	2	199,88
181088301	88,9	115	123	64	1250	2	2	238,61
181108301	108	127	136	68	1700	2	2	325,86



181/450

CURVA 45° FF

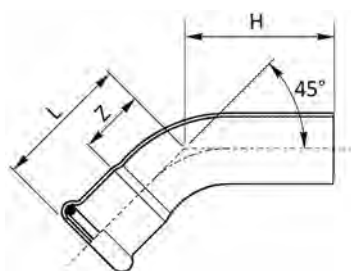
- 45° ELBOW FF
- BOGEN 45° II
- COUDE FF 45°
- CURVA 45° HH

MATERIAL: AISI 316L - 1.4404

O-RING: EPDM nero - black - Schwarz - noir - negro

≤54 B 10 11
 76÷108 B 10 12
 ≥139 B 10 17

CODE	De mm	Radius	L mm	Z mm				€
181015450C	15	1,2 De	27,5	7,5	39	20	400	14,01
181018450C	18	1,2 De	29,5	9,5	48	20	300	15,51
181022450C	22	1,2 De	32	11	63	20	200	18,00
181028450C	28	1,2 De	37	14	90	10	100	21,66
181035450	35	1,2 De	43	17	127	10	60	25,63
181042450	42	1,2 De	51	21	177	4	40	41,47
181054450	54	1,2 De	62	30	273	2	20	53,24
181076450	76,1	1,2 De	131,5	76,5	900	2	2	178,38
181088450	88,9	1,2 De	144	84	1250	2	2	212,54
181108450	108	1,2 De	169	94	1700	2	2	289,82
181139450	139,7	-	203	108	3052	1	1	632,57
181168450	168,3	-	252	139	4556	1	1	820,20



181/451

CURVA 45° MF

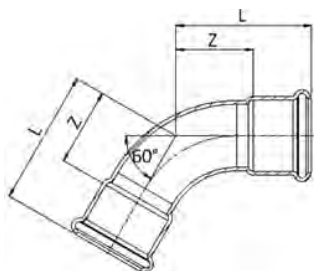
- 45° ELBOW MF
- BOGEN 45° IA
- COUDE MF 45°
- CURVA 45° HM

MATERIAL: AISI 316L - 1.4404

O-RING: EPDM nero - black - Schwarz - noir - negro

≤54 B 10 11
 76÷108 B 10 12
 ≥139 B 10 17

CODE	De mm	Radius	L mm	H mm	Z mm				€
181015451C	15	1,2 De	27,5	36	7,5	38	20	400	14,01
181018451C	18	1,2 De	29,5	38	9,5	47	20	300	15,01
181022451C	22	1,2 De	32	42	11	63	20	200	16,98
181028451C	28	1,2 De	37	46	14	90	10	100	20,22
181035451	35	1,2 De	43	57,5	17	132	10	60	23,85
181042451	42	1,2 De	51	72	21	196	4	40	39,92
181054451	54	1,2 De	62	82	26	296	2	20	51,19
181076451	76,1	1,2 De	131,5	149	76,5	900	2	2	163,67
181088451	88,9	1,2 De	144	159	84	1250	2	2	195,38
181108451	108	1,2 De	169	199	94	1700	2	2	266,85
181139451	139,7	-	203	210	108	2947	1	1	632,57
181168451	168,3	-	252	261	139	4346	1	1	820,20

**181/600**

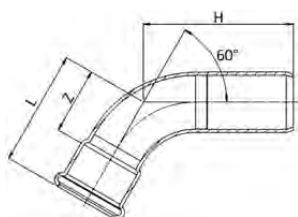
≤54 B 10 11
76÷108 B 10 12

CURVA 60° FF

- 60° ELBOW FF
- BOGEN 60° II
- COUDE FF 60°
- CURVA 60° HH

MATERIAL: AISI 316L – 1.4404**O-RING:** EPDM nero – black – Schwarz – noir – negro

CODE	De mm	L mm	Z mm				€
181015600	15	30,5	10,5	41	20	300	15,91
181018600	18	32	12	50	20	300	17,60
181022600	22	36	15	68	20	100	20,43
181028600	28	42	19	98	10	100	24,61
181035600	35	50	24	141	10	60	31,51
181042600	42	59	29	204	4	40	45,49
181054600	54	72,5	37	313	2	20	58,41
181076600	76,1	146,5	91,5	1178	2	2	217,85
181088600	88,9	162	102	1517	2	2	259,57
181108600	108	190	115	2194	2	2	353,92

**181/601**

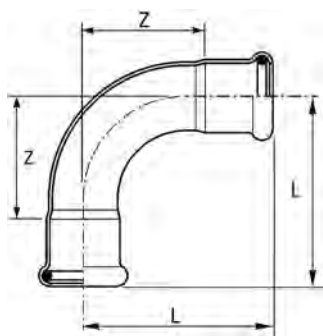
≤54 B 10 11
76÷108 B 10 12

CURVA 60° MF

- 60° ELBOW MF
- BOGEN 60° IA
- COUDE MF 60°
- CURVA 60° HM

MATERIAL: AISI 316L – 1.4404**O-RING:** EPDM nero – black – Schwarz – noir – negro

CODE	De mm	L mm	H mm	Z mm				€
181015601	15	30,5	39	10,5	40	20	300	15,91
181018601	18	32	41	12	50	20	300	17,04
181022601	22	36	46	15	68	20	100	19,28
181028601	28	42	51	19	98	10	100	22,94
181035601	35	50	64	24	149	10	60	29,35
181042601	42	59	80	29	220	4	40	43,80
181054601	54	72,5	92,5	37	332	2	20	56,17
181076601	76,1	146,5	164	91,5	1179	2	2	199,88
181088601	88,9	162	177	102	1503	2	2	238,61
181108601	108	190	205	115	2148	2	2	325,86



181/900

CURVA 90° FF

- 90° ELBOW FF
- BOGEN 90° II
- COUDE FF 90°
- CURVA 90° HH

MATERIAL: AISI 316L - 1.4404

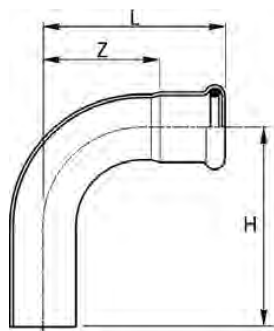
O-RING: EPDM nero - black - Schwarz - noir - negro

≤54 B 10 11

76÷108 B 10 12

≥139 B 10 17

CODE	De mm	Radius	L mm	Z mm				€
181015900C	15	1,2 De	38	18	46	20	400	10,68
181018900C	18	1,2 De	41,5	21,5	58	20	300	12,23
181022900C	22	1,2 De	47	26	78	10	150	14,79
181028900C	28	1,2 De	56	33	116	10	100	19,63
181035900	35	1,2 De	68	42	162	5	50	31,88
181042900	42	1,2 De	80	50	231	2	30	54,67
181054900	54	1,2 De	100	64	367	2	18	76,29
181076900	76,1	1,2 De	160	105	1150	2	2	181,46
181088900	88,9	1,2 De	182	122	1580	2	2	220,76
181108900	108	1,2 De	220	145	2250	2	2	301,11
181139900	139,7	-	314	219	4082	1	1	643,28
181168900	168,3	-	386	273	6059	1	1	830,90



181/901

CURVA 90° MF

- 90° ELBOW MF
- BOGEN 90° IA
- COUDE MF 90°
- CURVA 90° HM

MATERIAL: AISI 316L - 1.4404

O-RING: EPDM nero - black - Schwarz - noir - negro

≤54 B 10 11

76÷108 B 10 12

≥139 B 10 17

CODE	De mm	Radius	L mm	H mm	Z mm				€
181015901C	15	1,2 De	38	48	18	46	20	400	11,23
181018901C	18	1,2 De	41,5	48,5	21,5	56	20	300	12,72
181022901C	22	1,2 De	47	57	26	79	10	150	15,28
181028901C	28	1,2 De	56	64	33	115	10	100	19,13
181035901	35	1,2 De	68	82	42	176	5	50	29,16
181042901	42	1,2 De	80	101	50	253	2	30	52,97
181054901	54	1,2 De	100	120	64	390	2	18	76,74
181076901	76,1	1,2 De	160	180	105	1150	2	2	186,68
181088901	88,9	1,2 De	182	197	122	1580	2	2	227,05
181108901	108	1,2 De	220	236	145	2250	2	2	309,73
181139901	139,7	-	314	322	219	3984	1	1	643,28
181168901	168,3	-	386	395	273	5991	1	1	830,90

OVERSIZE

5"-6"

Ø 139,7

Ø 168,3

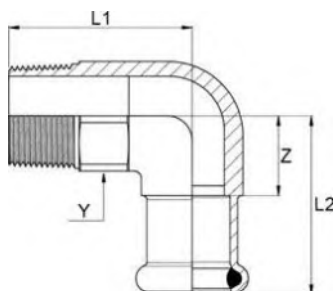
inoxPRES®

AISI 316L Stainless Steel


DVGW

inoxPRES
Ø 168.3
316-L
141800

B 10 11



197

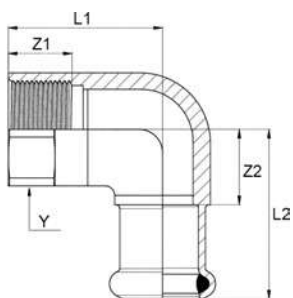
GOMITO MISTO 90° FILETTO M

- ELBOW ADAPTER 90° WITH MALE THREAD
- ÜBERGANGSWINKEL 90° AG
- EQUERRE 90° AVEC FILETAGE M
- CODO MACHO

MATERIAL: AISI 316L - 1.4404
O-RING: EPDM nero - black - Schwarz - noir - negro
THREAD: EN 10226-1 (ex ISO 7/1)

CODE	De x R mm x inch	L1 mm	L2 mm	Z mm	Y mm				€
197102015	15 x 1/2"	37	36	16	22	87	10	200	22,64
197102018	18 x 1/2"	37	36	16	22	93	10	200	25,91
197102022	22 x 1/2"	41	37	16	22	106	10	100	29,64
197304022	22 x 3/4"	44	43	22	28	164	10	100	33,19
197304028	28 x 3/4"	44	45	22	28	195	5	50	44,29
197100028	28 x 1"	56	50	27	36	332	5	50	44,71
197114035	35 x 1 1/4"	63	76,5	50,5	46	476	5	40	56,80
197112042	42 x 1 1/2"	67,5	80	50	50	533	2	30	95,56
197200054	54 x 2"	78,5	91,5	56	65	899	2	20	121,41

B 10 11



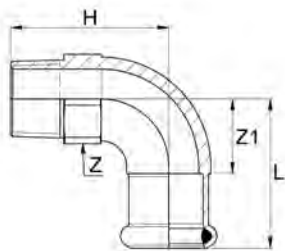
198

GOMITO MISTO 90° FILETTO F

- ELBOW ADAPTER 90° WITH FEMALE THREAD
- ÜBERGANGSWINKEL 90° IG
- EQUERRE 90° AVEC FILETAGE F
- CODO HEMBRA

MATERIAL: AISI 316L - 1.4404
O-RING: EPDM nero - black - Schwarz - noir - negro
THREAD: EN 10226-1 (ex ISO 7/1)

CODE	De x Rp mm x inch	L1 mm	L2 mm	Z1 mm	Z2 mm	Y mm				€
198102015	15 x 1/2"	33	36	15	16	24	92	10	100	23,89
198304015	15 x 3/4"	38	42	19	22	30	139	10	100	32,03
198102018	18 x 1/2"	33	36	15	16	24	99	10	100	27,45
198102022	22 x 1/2"	33	37	15	16	24	106	10	100	30,59
198304022	22 x 3/4"	38	43	19	22	30	154	10	100	33,49
198102028	28 x 1/2"	33	39	15	16	24	126	5	50	32,63
198100028	28 x 1"	48	50	21	27	38	309	5	50	43,72
198114035	35 x 1 1/4"	48	76,5	21	50,5	46	379	5	40	72,07
198112042	42 x 1 1/2"	51	80	21	50	50	390	2	20	79,13
198200054	54 x 2"	66	92	26	56	65	749	2	10	92,42



186

CURVA FILETTATA 90° FILETTO M

- 90° ELBOW MALE BSP
- BOGEN 90° MIT AG
- COUDE 90° AVEC FILETAGE M
- CODO A 90° MH

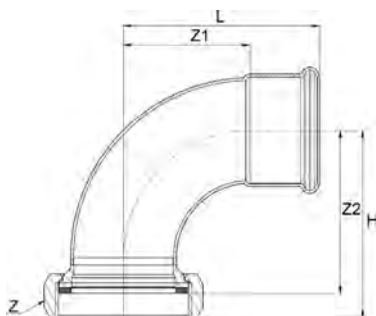
MATERIAL: AISI 316L - 1.4404

O-RING: EPDM nero - black - Schwarz - noir - negro

THREAD: EN 10226-1 (ex ISO 7/1)

CODE	De x R mm x inch	Radius	L mm	Z mm	Z1 mm	H mm				€
186102015C*	15 x 1/2"	1,2 D	36	22	17	39	85	20	200	33,99
186102018C*	18 x 1/2"	1,2 D	40	24	20	42	103	20	200	35,61
186304022C*	22 x 3/4"	1,2 D	45	28	24	48,5	151	10	100	41,62
186100028C*	28 x 1"	1,2 D	53	36	30	62,5	274	10	50	49,35
186100035	35 x 1"	1,2 D	68	41	42	85	277	5	50	58,32
186114035	35 x 1"1/4	1,2 D	68	46	42	89	324	5	40	62,48
186114042	42 x 1"1/4	1,2 D	80	50	50	107	438	2	20	72,89
186112042	42 x 1"1/2	1,2 D	80	55	50	107	340	2	20	74,00
186200054	54 x 2"	1,2 D	100	65	65	141,5	515	2	12	87,48

[*] senza saldatura - seamless - nahtlos - sans soudure - sin soldadura



186/R

CURVA 90° CON DADO FOLLE

- 90° ELBOW WITH VALVE CONNECTOR
- BOGEN 90° MIT ANSCHLUSSVERSCHRAUBUNG
- COUDE 90° AVEC ÉCROU LIBRE
- CODO A 90° CON TUERCA LOCA

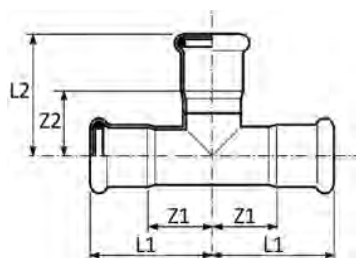
MATERIAL: AISI 316L - 1.4404

O-RING: EPDM nero - black - Schwarz - noir - negro

GASKET: [*]: EPDM nero - black - Schwarz - noir - negro

THREAD: ISO 228/1 (ex DIN 259)

CODE	De x G mm x inch	L mm	H mm	Z mm	Z1 mm	Z2 mm	Gasket mm				€
186042134R	42 x 1"3/4	80	77,5	58	50	67,5	50,5x40 thk 2,5	345	1	16	123,96
186054238R	54 x 2"3/8	100	96	75	64,5	83,5	65,5x53,5 thk 3	589	1	10	144,95



182

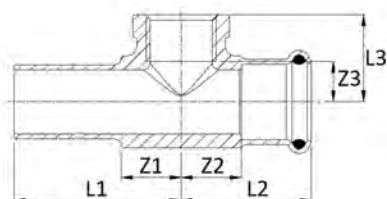
"T"

- EQUAL TEE
- T-STÜCK
- TÉ ÉGAL
- TE IGUAL HHH

MATERIAL: AISI 316L - 1.4404
O-RING: EPDM nero - black - Schwarz - noir - negro

≤54 B 10 11
76÷108 B 10 12
≥139 B 10 17

CODE	De mm	L1 mm	L2 mm	Z1 mm	Z2 mm	g	kg	box	€
182015000	15	34	39	14	19	67	20	200	19,55
182018000	18	37	41	16	21	80	20	100	22,51
182022000	22	39	45	18	24	106	10	100	23,66
182028000	28	44	50	21	27	145	10	50	28,43
182035000	35	51	57	25	31	201	4	32	35,48
182042000	42	59	65	28	35	260	4	20	50,15
182054000	54	70	77	34	42	404	2	12	59,82
182076000	76,1	108	118	53	63	1275	2	2	340,64
182088000	88,9	132	131	72	71	1535	2	2	372,98
182108000	108	155	160	80	85	2115	2	2	459,71
182139000	139,7	197	222	102	127	4129	1	1	948,25
182168000	168,3	257	268	144	155	6321	1	1	1192,10



189/MF

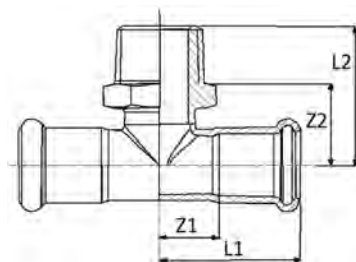
"T" CON DERIVAZIONE FILETTO FEMMINA ED ESTREMITA MASCHIO

- BRANCH TEE FEMALE BSP OUTLET WITH PLUG-IN END
- T-STÜCK MIT ABGANG IG UND EINSTECKENDE
- TÉ MIXTE AVEC FILETAGE FEMELLE ET EMBOUT MÂLE
- TE HEMBRA ROSCADA CON EXTREMO INSERTABLE

MATERIAL: AISI 316L - 1.4404
O-RING: EPDM nero - black - Schwarz - noir - negro
THREAD: EN 10226-1 [ex ISO 7/1]

B 10 11

CODE	De x Rp x De mm x inch x mm	L1 mm	L2 mm	L3 mm	Z1 mm	Z2 mm	Z3 mm	g	kg	box	€
189102022MF	22 x 1/2" x 22	50	39	26	18	18	12	161	5	50	18,57
189304028MF	28 x 3/4" x 28	58	44	30	21	21	14	227	5	50	23,46



189/M

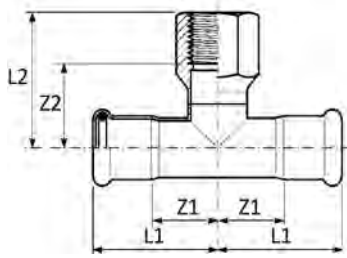
"T" CON DERIVAZIONE FILETTO M

- BRANCH TEE MALE BSP OUTLET
- T-STÜCK MIT ABGANG AG
- TÉ MIXTE AVEC FILETAGE M
- TE ROSCADO MACHO

MATERIAL: AISI 316L - 1.4404
O-RING: EPDM nero - black - Schwarz - noir - negro
THREAD: EN 10226-1 [ex ISO 7/1]

B 10 11

CODE	De x R x De mm x inch x mm	L1 mm	L2 mm	Z1 mm	Z2 mm	g	kg	box	€
189102015M	15 x 1/2" x 15	34,5	34	14,5	20	80	20	100	31,54



189

"T" CON DERIVAZIONE
FILETTO F

- BRANCH TEE FEMALE BSP OUTLET
- T-STÜCK MIT ABGANG IG
- TÉ MIXTE AVEC FILETAGE F
- TE HEMBRA ROSCADA

MATERIAL: AISI 316L - 1.4404

O-RING: EPDM nero - black - Schwarz - noir - negro

THREAD: EN 10226-1 (ex ISO 7/1)

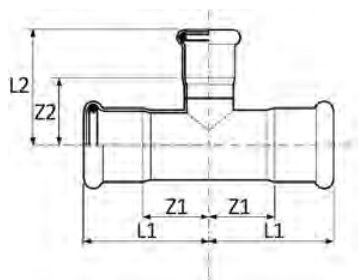
≤54 B 10 11

76÷108 B 10 12

≥139 B 10 17

CODE	De x Rp x De mm x inch x mm	L1 mm	L2 mm	Z1 mm	Z2 mm				€
189102015*	15 x 1/2" x 15	36,5	22,5	16,5	8,5	117	20	100	21,63
189102018*	18 x 1/2" x 18	36	24	16	10	128	20	100	22,20
189304018*	18 x 3/4" x 18	38,5	26	18,5	11	147	20	100	27,04
189102022*	22 x 1/2" x 22	39	26	18	12	159	10	100	23,73
189304022*	22 x 3/4" x 22	41,5	30	20,5	14	184	10	100	27,07
189102028*	28 x 1/2" x 28	44	29	21	15	217	10	50	26,11
189304028*	28 x 3/4" x 28	44	30	21	14	221	10	50	31,04
189100028*	28 x 1" x 28	44	34	21	16	266	5	50	49,08
189102035	35 x 1/2" x 35	51	51	25	36	197	5	50	31,29
189304035	35 x 3/4" x 35	51	54	25	37	205	5	40	37,93
189100035	35 x 1" x 35	51	56	25	37	282	5	40	60,63
189102042	42 x 1/2" x 42	59	54	29	39	271	4	32	37,93
189304042	42 x 3/4" x 42	59	57	29	41	277	4	32	41,55
189100042	42 x 1" x 42	59	60	29	41	346	4	32	66,41
189102054	54 x 1/2" x 54	70	61	34	46	377	2	14	45,84
189304054	54 x 3/4" x 54	70	64	34	48	391	2	14	49,69
189200054	54 x 2" x 54	70	81	34	55	838	2	10	99,88
189304076	76,1 x 3/4" x 76,1	108	77	53	60	1040	2	2	298,13
189100076	76,1 x 1" x 76,1	108	79	53	60	1063	2	2	309,12
189200076	76,1 x 2" x 76,1	108	93	53	67	1495	2	2	326,04
189304088	88,9 x 3/4" x 88,9	132	84	72	67	1255	2	2	321,62
189200088	88,9 x 2" x 88,9	132	100	72	74	1720	2	2	338,54
189304108	108 x 3/4" x 108	155	94	80	77	1700	2	2	394,20
189200108	108 x 2" x 108	155	110	80	84	2160	2	2	417,89
189100139	139,7 x 1" x 139,7	197	107	102	88	3126	1	1	792,54
189200139	139,7 x 2" x 139,7	197	130	102	104	3623	1	1	817,24
189100168	168,3 x 1" x 168,3	257	120	144	101	4827	1	1	969,29
189200168	168,3 x 2" x 168,3	257	143	144	117	5325	1	1	988,29

[*] senza saldatura - seamless - nahtlos - sans soudure - sin soldadura



192

"T" RIDOTTO

- REDUCING TEE
- T-STÜCK MIT REDUZIERTEM ABGANG
- TÉ RÉDUIT
- TE REDUCIDA HHH

MATERIAL: AISI 316L - 1.4404

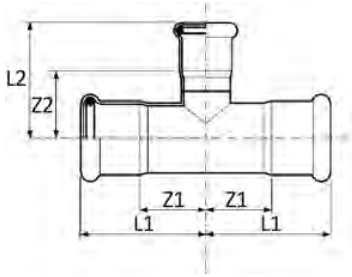
O-RING: EPDM nero - black - Schwarz - noir - negro

≤54 B 10 11

76÷108 B 10 12

≥139 B 10 17

CODE	De mm	L1 mm	L2 mm	Z1 mm	Z2 mm				€
192018015	18 x 15 x 18	36,5	41	15,5	21	80	20	100	18,93
192022015	22 x 15 x 22	39	43	18	23	95	10	100	19,83
192022018	22 x 18 x 22	39	44	18	23	98	10	100	20,86
192028015	28 x 15 x 28	44	46	21	26	126	10	50	23,62
192028018	28 x 18 x 28	44	46	21	26	130	10	50	24,70
192028022	28 x 22 x 28	44	47	21	26	135	10	50	26,34
192035015	35 x 15 x 35	51	49	25	29	158	5	50	30,76
192035018	35 x 18 x 35	51	50	25	30	163	5	50	31,15
192035022	35 x 22 x 35	51	51	25	30	167	5	50	32,15
192035028	35 x 28 x 35	51	54	25	31	171	5	35	33,43
192042018	42 x 18 x 42	59	54	29	34	232	4	20	44,50
192042022	42 x 22 x 42	59	54	29	33	237	4	20	46,06
192042028	42 x 28 x 42	59	57	29	34	243	4	20	47,09
192042035	42 x 35 x 42	59	61	29	35	272	4	20	48,17
192054018	54 x 18 x 54	70	61	34	41	335	2	16	49,80
192054022	54 x 22 x 54	70	62	34	41	340	2	16	50,79
192054028	54 x 28 x 54	70	65	34	42	345	2	16	52,91
192054035	54 x 35 x 54	70	68	34	42	361	2	16	53,94
192054042	54 x 42 x 54	70	72	34	42	376	2	16	57,80
192076022	76,1 x 22 x 76,1	108	74	53	53	995	2	2	266,40
192076028	76,1 x 28 x 76,1	108	77	53	54	1015	2	2	288,00
192076035	76,1 x 35 x 76,1	108	80	53	54	1025	2	2	309,65
192076042	76,1 x 42 x 76,1	108	84	53	54	1045	2	2	334,08
192076054	76,1 x 54 x 76,1	108	91	53	55	1065	2	2	355,74
192088022	88,9 x 22 x 88,9	132	81	72	60	1220	2	2	282,61
192088028	88,9 x 28 x 88,9	132	84	72	61	1225	2	2	298,81
192088035	88,9 x 35 x 88,9	132	88	72	62	1245	2	2	325,68
192088042	88,9 x 42 x 88,9	132	91	72	61	1255	2	2	343,93
192088054	88,9 x 54 x 88,9	132	98	72	63	1280	2	2	364,14
192088076	88,9 x 76,1 x 88,9	132	125	72	70	1485	2	2	388,37
192108022	108 x 22 x 108	155	91	80	70	1665	2	2	303,63
192108028	108 x 28 x 108	155	94	80	71	1670	2	2	318,05
192108035	108 x 35 x 108	155	97	80	71	1775	2	2	352,32
192108042	108 x 42 x 108	155	101	80	71	1865	2	2	364,14
192108054	108 x 54 x 108	155	108	80	72	1925	2	2	396,38
192108076	108 x 76,1 x 108	155	135	80	80	1930	2	2	415,81
192108088	108 x 88,9 x 108	155	144	80	84	1965	2	2	480,31

**192**

≤54 B 10 11

76÷108 B 10 12

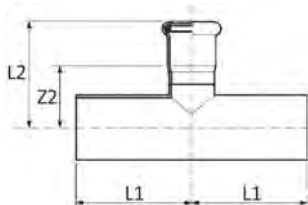
≥139 B 10 17

“T” RIDOTTO

- REDUCING TEE
- T-STÜCK MIT REDUZIERTEM ABGANG
- TÉ RÉDUIT
- TE REDUCIDA HHH

MATERIAL: AISI 316L – 1.4404**O-RING:** EPDM nero – black – Schwarz – noir – negro

CODE	De mm	L1 mm	L2 mm	Z1 mm	Z2 mm				€
192139035	139,7 x 35 x 139,7	197	117	102	91	3083	1	1	792,54
192139076	139,7 x 76,1 x 139,7	197	155	102	100	3340	1	1	829,04
192139088	139,7 x 88,9 x 139,7	197	164	102	104	3435	1	1	850,71
192139108	139,7 x 108 x 139,7	197	180	102	105	3631	1	1	866,97
192168035	168,3 x 35 x 168,3	257	130	144	104	4784	1	1	969,29
192168076	168,3 x 76,1 x 168,3	257	169	144	114	5050	1	1	1002,44
192168088	168,3 x 88,9 x 168,3	257	178	144	118	5146	1	1	1029,54
192168108	168,3 x 108 x 168,3	257	194	144	119	5340	1	1	1056,63
192168139	168,3 x 139,7 x 168,3	257	221	144	126	5681	1	1	1137,90

**188**

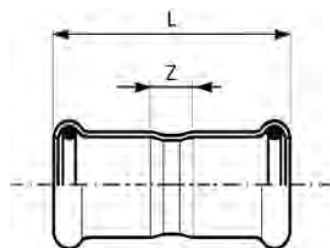
B 10 11

“T” RIDOTTO MFM

- REDUCING TEE MFM
- T-STÜCK MIT REDUZIERTEM ABGANG A/I/A
- TÉ RÉDUIT MFM
- TE REDUCIDA MHM

MATERIAL: AISI 316L – 1.4404**O-RING:** EPDM nero – black – Schwarz – noir – negro

CODE	De mm	L1 mm	L2 mm	Z2 mm				€
188028022	28 x 22 x 28	52,5	47	26	138	10	50	43,27
188035022	35 x 22 x 35	60	50,5	29,5	185	5	35	48,85
188035028	35 x 28 x 35	60	53,5	30,5	193	5	35	53,40
188042028	42 x 28 x 42	69	57	34	256	4	20	59,27
188054028	54 x 28 x 54	73,5	64,5	41,5	334	2	16	67,24



183/000

MANICOTTO

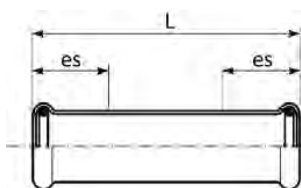
- COUPLING
- MUFFE
- MANCHON
- MANGUITO HH

MATERIAL: AISI 316L - 1.4404

O-RING: EPDM nero - black - Schwarz - noir - negro

≤54 **B 10 11**
 76÷108 **B 10 12**
 ≥139 **B 10 17**

CODE	De mm	L mm	Z mm				€
183015000	15	49	9	35	20	500	7,51
183018000	18	50	10	42	20	300	8,57
183022000	22	53	11	54	20	200	9,85
183028000	28	56	10	71	10	150	11,26
183035000	35	63	10	97	10	100	14,28
183042000	42	72	12	136	4	60	19,33
183054000	54	83	13	198	2	24	23,47
183076000	76,1	142	32	635	4	4	114,82
183088000	88,9	166	46	765	4	4	131,20
183108000	108	203	41	1170	2	2	166,96
183139000	139,7	250	60	2031	1	1	321,64
183168000	168,3	300	74	2936	1	1	402,08



183/001

MANICOTTO PASSANTE

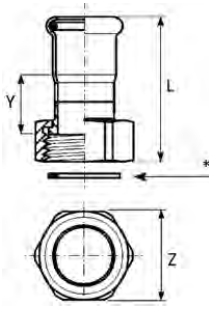
- SLIP COUPLING
- SCHIEBEMUFFE
- MANCHON LONG
- MANGUITO SIN TOPE

MATERIAL: AISI 316L - 1.4404

O-RING: EPDM nero - black - Schwarz - noir - negro

≤54 **B 10 11**
 76÷108 **B 10 12**

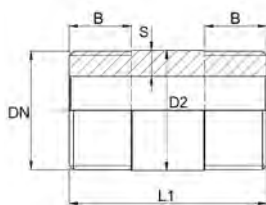
CODE	De mm	L mm	es mm				€
183015001	15	81	25	56	20	200	14,89
183018001	18	81	25	66	20	200	15,57
183022001	22	84,5	25	83	20	100	18,05
183028001	28	92	30	114	10	100	21,13
183035001	35	102,5	30	153	10	50	27,16
183042001	42	117,5	40	217	4	40	32,39
183054001	54	139	40	321	2	20	44,68
183076001	76,1	230	60	940	2	2	313,40
183088001	88,9	260	70	1240	2	2	356,13
183108001	108	310	80	1835	2	2	440,52

**183/002****MANICOTTO CON DADO FOLLE**

- VALVE CONNECTOR
- ANSCHLUSSVERSCHRAUBUNG
- RACCORD ÉCROU LIBRE
- RÁCOR DOS PIEZAS

MATERIAL: AISI 316L - 1.4404**O-RING:** EPDM nero - black - Schwarz - noir - negro**GASKET:** [*]: EPDM nero - black - Schwarz - noir - negro**THREAD:** ISO 228/1 (ex DIN 259)

CODE	De x G mm x inch	L mm	Z mm	Y mm	Gasket mm	g			€
183015012	15 x 1/2"	48,5	27	23	18x10 thk 2,5	83	10	250	21,69
183015002	15 x 3/4"	50	30	23	24x14 thk 2,5	66	10	250	21,88
183018012	18 x 1/2"	49	27	23,5	18x10 thk 2,5	91	10	250	23,99
183018002	18 x 3/4"	50	30	23,5	24x14 thk 2,5	65	10	250	24,00
183022012	22 x 3/4"	50	30	19,5	24x14 thk 2,5	78	10	200	28,15
183022002	22 x 1"	52	36	23	30x20 thk 2,5	87	10	200	28,15
183028012	28 x 1"	52	36	19,5	30x20 thk 2,5	105	10	150	34,93
183028002	28 x 1"1/4	57	46	25	39x27 thk 2,5	136	10	150	34,93
183028022	28 x 1"1/2	59	52	22,5	44,5x27 thk 2,5	197	10	50	34,93
183035012	35 x 1"1/4	57,5	46	20,5	39x27 thk 2,5	163	4	60	39,64
183035002	35 x 1"1/2	63	52	26	44,5x34 thk 2,5	186	4	60	39,64
183042022	42 x 1"1/2	63,5	52	21	44,5x34 thk 2,5	217	2	30	53,53
183042012	42 x 1"3/4	68	58	27	50,5x40 thk 2,5	223	2	30	53,53
183042002	42 x 2"	68	64	27	56x42 thk 2,5	266	2	30	70,38
183054022	54 x 2"	72	64	23	56x42 thk 2,5	301	2	20	64,45
183054012	54 x 2"3/8	77	75	30	65,5x53,5 thk 3	375	2	20	71,99
183054002	54 x 2"1/2	77	81	30	71,5x53 thk 3	439	2	20	100,64

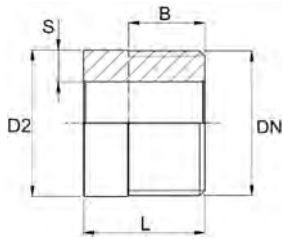
**530/I Inoxpres****VITE DI ALLUNGAMENTO (BARILOTTO)**

- BARREL NIPPLE
- ROHRDOPPELNIPPEL
- MAMELON
- ENTRONQUE DOBLE

MATERIAL: AISI 316 - 1.4401**THREAD:** ISO 228/1 (ex DIN 259)

CODE	DN inch	L1 mm	S mm	B mm	D2 mm	g			€
530100070I	1"	70	7,9	22	33,8	347	1	10	58,03
530114070I	1"1/4	70	9,2	22	42,4	522	1	8	66,23
530112070I	1"1/2	70	8,7	22	48,3	586	1	8	85,66
530134070I	1"3/4	70	8	22	54	635	1	6	96,72
530238070I	2"3/8	70	10	22	70	1026	1	6	138,18

B 10 11



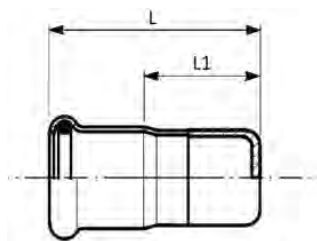
600/I Inoxpres

TRONCHETTO

- WELDING NIPPLE
- ANSCHWEISSENDE
- DEMI MAMELON
- ENTRONQUE

MATERIAL: AISI 316 - 1.4401
THREAD: ISO 228/1 (ex DIN 259)

CODE	DN inch	L mm	S mm	B mm	D2 mm				€
600100035I	1"	35	7,9	22	33,8	174	1	30	31,77
600114035I	1 1/4"	35	9,2	22	42,4	261	1	20	41,45
600112035I	1 1/2"	35	8,7	22	48,3	293	1	10	48,35
600134035I	1 3/4"	35	8	22	54	318	1	10	52,51
600238035I	2 3/8"	35	10	22	70	513	1	10	69,07



183/003

TAPPO DI CHIUSURA

- STOP END
- VERSCHLUSSKAPPE
- BOUCHON D'OBTURATION
- TAPÓN

MATERIAL: AISI 316L - 1.4404
O-RING: EPDM nero - black - Schwarz - noir - negro

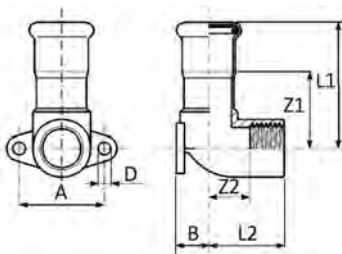
≤54 **B 10 11**

76÷108 **B 10 12**

≥139 **B 10 17**

CODE	De mm	L mm	L1 mm				€
183015003	15	26	5	26	20	500	10,61
183018003	18	26	5	32	20	300	11,04
183022003	22	27	5	43	10	200	12,81
183028003	28	29	5	61	10	150	17,69
183035003	35	52	26	95	5	100	20,16
183042003	42	56	26	126	4	80	30,96
183054003	54	62	27	185	4	40	36,12
183076003	76,1	93	38	540	2	10	69,92
183088003	88,9	99	39	630	2	10	86,58
183108003	108	117	42	935	2	2	106,50
183139003	139,7	162	67	1380	1	1	257,31
183168003	168,3	199	86	2038	1	1	294,83

B 10 11



185/000

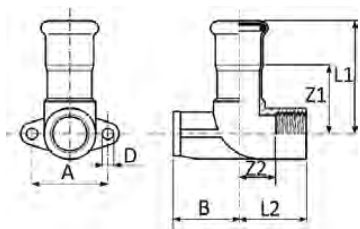
GOMITO MISTO 90° FF

- WALL PLATE ELBOW 90° FF
- DECKENWINKEL 90° I/I
- EQUERRE 90° FF
- CODO PLACA HH

MATERIAL: AISI 316L - 1.4404
O-RING: EPDM nero - black - Schwarz - noir - negro
THREAD: EN 10226-1 (ex ISO 7/1)

CODE	De x Rp mm x inch	L1 mm	L2 mm	Z1 mm	Z2 mm	A mm	B mm	D mm				€
185102015	15 x 1/2"	50	30	30	17	34	13	5	98	10	150	26,65
185102018	18 x 1/2"	51	30	31	17	34	13	5	109	10	150	27,65
185304022	22 x 3/4"	55	34	34	19	40	17	6	166	10	100	39,79

B 10 11

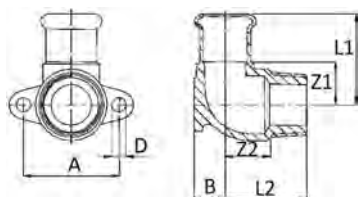
**185/001****GOMITO MISTO 90° FF CON DISTANZIALE**

- EXTENSION WALL PLATE ELBOW 90° FF
- DECKENWINKEL 90°/W - I/I
- EQUERRE 90° FF AVEC SUPPORT D'AVANCEMENT
- CODO PLACA HH CON ESPACIADOR

MATERIAL: AISI 316L - 1.4404**O-RING:** EPDM nero - black - Schwarz - noir - negro**THREAD:** EN 10226-1 (ex ISO 7/1)

CODE	De x Rp mm x inch	L1 mm	L2 mm	Z1 mm	Z2 mm	A mm	B mm	D mm				€
185102115	15 x 1/2"	50	30	30	17	34	35	5	146	10	150	28,90
185102118	18 x 1/2"	51	30	31	17	34	35	5	142	10	150	30,35
185304122	22 x 3/4"	55	34	34	19	40	31	6	182	10	100	41,14

B 10 11

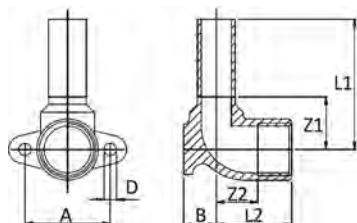
**185/002****GOMITO MISTO 90° FM**

- WALL PLATE ELBOW 90° FM
- DECKENWINKEL 90° I/A
- EQUERRE 90° FM
- CODO PLACA HM

MATERIAL: AISI 316L - 1.4404**O-RING:** EPDM nero - black - Schwarz - noir - negro**THREAD:** EN 10226-1 (ex ISO 7/1)

CODE	De x R mm x inch	L1 mm	L2 mm	Z1 mm	Z2 mm	A mm	B mm	D mm				€
185304218	18 x 3/4"	38	34	18	19	40	13	6	160	10	100	35,14

B 10 11

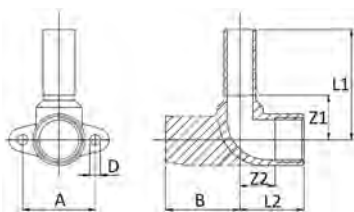
**185/000 M****GOMITO MISTO 90° MF**

- WALL PLATE ELBOW 90° MF
- DECKENWINKEL 90° A/I
- EQUERRE 90° MF
- CODO PLACA MH

MATERIAL: AISI 316L - 1.4404**THREAD:** EN 10226-1 (ex ISO 7/1)

CODE	De x Rp mm x inch	L1 mm	L2 mm	Z1 mm	Z2 mm	A mm	B mm	D mm				€
185102015M	15 x 1/2"	52	30	21	16,5	34	13	5	100	10	200	27,10
185102018M	18 x 1/2"	52	30,5	21	17	34	12,5	5	95	10	200	28,13
185304022M	22 x 3/4"	55	34	24	19	40	17	6	144	10	100	40,49

B 10 11



185/001 M

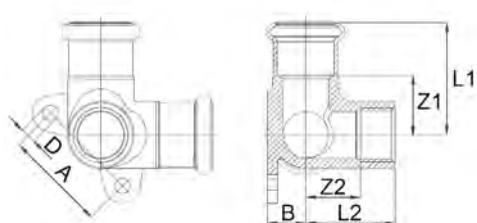
GOMITO MISTO 90° MF CON DISTANZIALE

- EXTENSION WALL PLATE ELBOW 90° MF
- DECKENWINKEL 90°/W A/I
- EQUERRE 90° MF AVEC SUPPORT D'AVANCEMENT
- CODO PLACA MH CON ESPACIADOR

MATERIAL: AISI 316L – 1.4404
THREAD: EN 10226-1 (ex ISO 7/1)

CODE	De x Rp mm x inch	L1 mm	L2 mm	Z1 mm	Z2 mm	A mm	B mm	D mm				€
185102115M	15 x 1/2"	52	30	21	16,5	34	35	5	135	10	150	28,90
185102118M	18 x 1/2"	52	30	21	16,5	34	35	5	130	10	150	30,35
185304122M	22 x 3/4"	55	34	24	19	40	31	6	166	10	100	41,14

B 10 11



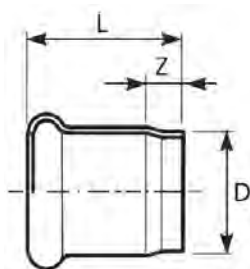
185/003

RACCORDO TRE VIE CON FLANGIA E DERIVAZIONE FILETTO F

- CORNER TEE WITH WALL FLANGE
- INOXPRES-DOPPELWANDSCHEIBE
- EQUERRE MURALE AVEC FILETAGE FEMELLE
- RACOR TRES VÍAS CON BRIDA Y ROSCA HEMBRA




MATERIAL: AISI 316L – 1.4404
O-RING: EPDM nero - black - Schwarz - noir - negro
THREAD: EN 10226-1 (ex ISO 7/1)

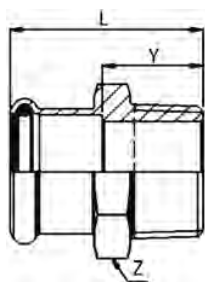
CODE	De x Rp x De mm x inch x mm	L1 mm	L2 mm	Z1 mm	Z2 mm	A mm	B mm	D mm				€
185102315	15 x 1/2" x 15	43	32	23	18,5	40	13	6	175	10	100	58,11
185102318	18 x 1/2" x 18	41	32	21	18,5	40	13	6	165	10	50	60,08
185102322	22 x 1/2" x 22	44	35	23	21,5	40	15	6	216	5	50	66,61

**187/R****MEZZO MANICOTTO A SALDARE**

- HALF WELDING COUPLING
- HALBE LAENGE SCHWEISSMUFFE
- DEMI MANCHON À SOUDER
- MEDIO MANGUITO PARA SOLDAR

MATERIAL: AISI 316L - 1.4404**O-RING:** assente - absent - Abwesend - absent - ausente≤54 **B 10 11**76÷108 **B 10 12**≥139 **B 10 17**

CODE	De mm	D mm	L mm	Z mm				€
187015000R	15	17,2	29	9	20	20	400	7,33
187018000R	18	20	29,5	9,5	24	20	300	8,76
187022000R	22	24	30,5	9,5	30	20	200	9,87
187028000R	28	30	33,5	10,5	40	20	200	10,13
187035000R	35	37	37,5	11,5	52	10	100	12,43
187042000R	42	44	41	11	74	10	50	12,83
187054000R	54	56	48	12	104	10	50	13,42
187076000R	76,1	76,1	74,5	19,5	308	4	24	64,29
187088000R	88,9	88,9	84	24	404	2	20	82,64
187108000R	108	108	100	25	614	1	4	111,50
187139000R	139,7	139,7	127	32	986	1	1	160,81
187168000R	168,3	168,3	159	46	1449	1	1	201,03



187

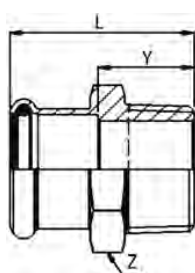
≤54 B 10 11
 76÷108 B 10 12

MANICOTTO MISTO FILETTO M

- MALE ADAPTER
- ÜBERGANGSSTÜCK MIT AG
- RACCORD AVEC FILETAGE MALE
- UNIÓN MACHO

MATERIAL: AISI 316L - 1.4404
O-RING: EPDM nero - black - Schwarz - noir - negro
THREAD: EN 10226-1 (ex ISO 7/1)

CODE	DexR mm x inch	L mm	Z mm	Y mm				€
187308015	15 x 3/8"	38	24	18	46	20	400	15,48
187102015	15 x 1/2"	41	24	21	54	20	300	18,95
187304015	15 x 3/4"	43	30	23	101	20	200	19,23
187102018	18 x 1/2"	41	27	21	58	20	300	20,62
187304018	18 x 3/4"	44	30	24	94	20	200	21,52
187102022	22 x 1/2"	42	32	21	83	10	200	22,41
187304022	22 x 3/4"	44	32	23	89	10	200	23,21
187100022	22 x 1"	46	36	25	154	10	100	27,60
187102028	28 x 1/2"	46	38	23	121	10	100	31,49
187304028	28 x 3/4"	47	38	24	114	10	100	31,49
187100028	28 x 1"	48	38	25	123	10	100	36,11
187114028	28 x 1 1/4"	53	46	30	274	5	60	41,70
187100035	35 x 1"	52	45	25	173	5	100	38,05
187114035	35 x 1 1/4"	55	46	28	180	5	50	44,20
187112035	35 x 1 1/2"	55	50	28	278	4	60	52,13
187114042	42 x 1 1/4"	59	55	28	240	4	40	59,22
187112042	42 x 1 1/2"	59	54	28	236	4	40	64,23
187112054	54 x 1 1/2"	65	65	29	356	4	32	74,57
187200054	54 x 2"	71	65	35	362	4	32	79,86
187212076	76,1 x 2 1/2"	98	83	43	769	2	8	374,01
187300088	88,9 x 3"	111	98	51	1218	2	4	558,78
187400108	108 x 4"	132	118	57	1842	2	2	643,24



187 NPT

B 10 11

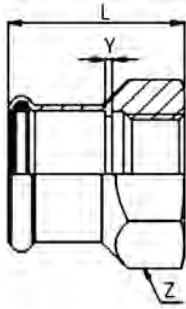
MANICOTTO MISTO FILETTO M NPT

- MALE ADAPTER NPT
- ÜBERGANGSSTÜCK MIT AG NPT
- RACCORD AVEC FILETAGE MALE NPT
- UNIÓN MACHO NPT

MATERIAL: AISI 316L - 1.4404
O-RING: EPDM nero - black - Schwarz - noir - negro
THREAD: NPT - ANSI B 1.20.1

CODE	DexR mm x inch	L mm	Z mm	Y mm				€
18730815NPT	15 x 3/8"	38	24	18	48	20	400	17,31
18710215NPT	15 x 1/2"	41	24	21	60	20	300	21,20
18710218NPT	18 x 1/2"	41	27	21	63	20	300	23,04
18730422NPT	22 x 3/4"	44	32	23	93	10	200	25,94
18710028NPT	28 x 1"	48	38	25	133	10	100	40,36
18711435NPT	35 x 1 1/4"	55	46	28	205	5	50	49,43
18711242NPT	42 x 1 1/2"	59	55	28	268	4	40	71,80
18720054NPT	54 x 2"	71	65	35	405	4	32	89,27

NEW



190

MANICOTTO MISTO FILETTO F

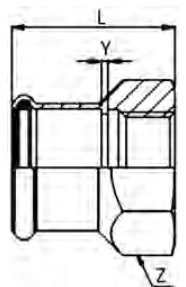
- FEMALE ADAPTER
- ÜBERGANGSSTÜCK MIT IG
- RACCORD AVEC FILETAGE FEMELLE
- UNIÓN HEMBRA

MATERIAL: AISI 316L - 1.4404

O-RING: EPDM nero - black - Schwarz - noir - negro

THREAD: EN 10226-1 (ex ISO 7/1)

CODE	De x Rp mm x inch	L mm	Z mm	Y mm	g			€
190102015	15 x 1/2"	38	27	2	64	20	300	20,41
190304015	15 x 3/4"	39	32	2	75	20	300	21,27
190102018	18 x 1/2"	38	27	2	89	20	300	21,53
190304018	18 x 3/4"	39	32	2	80	10	200	22,52
190102022	22 x 1/2"	39	32	2	99	20	200	22,86
190304022	22 x 3/4"	40	32	2	82	10	150	26,77
190100022	22 x 1"	43	41	2	148	10	100	31,64
190102028	28 x 1/2"	41	38	2	161	10	100	30,56
190304028	28 x 3/4"	42	38	2	130	10	100	30,56
190100028	28 x 1"	45	41	2	158	10	100	41,91
190114028	28 x 1"1/4	48	46	2	148	10	100	46,49
190100035	35 x 1"	49	46	2	216	5	100	40,27
190114035	35 x 1"1/4	52	46	2	170	5	50	45,70
190112035	35 x 1"1/2	52	55	2	284	4	40	52,25
190114042	42 x 1"1/4	56	55	2	259	4	40	51,68
190112042	42 x 1"1/2	56	55	2	243	4	40	71,26
190112054	54 x 1"1/2	60	65	1	420	4	32	77,59
190200054	54 x 2"	65	65	2	314	4	20	106,13



190 NPT

MANICOTTO MISTO FILETTO F NPT

- FEMALE ADAPTER NPT
- ÜBERGANGSSTÜCK MIT IG NPT
- RACCORD AVEC FILETAGE FEMELLE NPT
- UNIÓN HEMBRA NPT

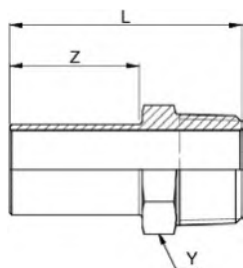
MATERIAL: AISI 316L - 1.4404

O-RING: EPDM nero - black - Schwarz - noir - negro

THREAD: NPT - ANSI B.1.20.1

CODE	De x Rp mm x inch	L mm	Z mm	Y mm	g			€
19010215NPT	15 x 1/2"	38	27	18	68	20	300	22,82
19010218NPT	18 x 1/2"	38	27	18	71	20	300	24,06
19030422NPT	22 x 3/4"	40	32	19	92	10	150	29,91
19010028NPT	28 x 1"	50	41	27	185	10	100	46,83
19011435NPT	35 x 1"1/4	49	46	22	181	5	50	51,10
19011242NPT	42 x 1"1/2	56	55	25	276	4	40	79,67
19020054NPT	54 x 2"	65	65	29	388	4	20	118,63

B1011



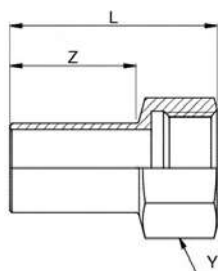
269/M

MANICOTTO CON INSERIMENTO FILETTO M

- MALE REDUCTION SOCKET
- ÜBERGANG AUSSERGEWINDE MIT EINSCHUBENDE
- MANCHON DE RÉDUCTION FILETÉ
- ADAPTADOR MACHO

MATERIAL: AISI 316L – 1.4404
THREAD: EN 10226-1 (ex ISO 7/1)

CODE	De x R mm x inch	L mm	Z mm	Y mm				€
269102115	15 x 1/2"	52	31	22	55	20	300	19,33
269102118	18 x 1/2"	52	31	22	50	20	300	21,14
269304118	18 x 3/4"	55	31	27	95	20	200	20,93
269102122	22 x 1/2"	55	32	27	69	10	200	22,71
269304122	22 x 3/4"	56	32	27	80	10	200	23,80
269304128	28 x 3/4"	61	37	30	97	10	150	29,89
269100128	28 x 1"	64	37	38	145	10	100	32,64
269114135	35 x 1 1/4"	72	41	45	238	4	40	35,11
269112142	42 x 1 1/2"	91	55	55	292	4	40	40,74
269200154	54 x 2"	127	83	65	463	4	20	68,16



269/F

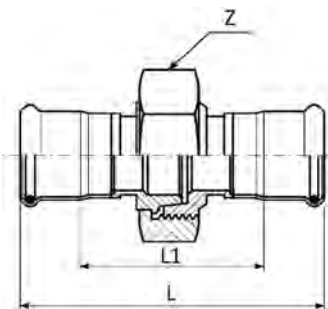
MANICOTTO CON INSERIMENTO FILETTO F

- FEMALE REDUCTION SOCKET
- ÜBERGANG INNENGEWINDE MIT EINSCHUBENDE
- MANCHON DE RÉDUCTION AVEC TARAUDAGE
- ADAPTADOR HEMBRA

MATERIAL: AISI 316L – 1.4404
THREAD: EN 10226-1 (ex ISO 7/1)

CODE	De x Rp mm x inch	L mm	Z mm	Y mm				€
269102015	15 x 1/2"	52	31	24	55	20	300	21,09
269102018	18 x 1/2"	52	31	24	56	20	200	22,19
269304018	18 x 3/4"	51	31	30	57	20	200	23,06
269102022	22 x 1/2"	52	32	24	65	10	200	23,42
269304022	22 x 3/4"	52	32	30	70	10	200	27,69
269304028	28 x 3/4"	57	37	30	76	10	150	29,89
269100028	28 x 1"	57	35	36	104	10	100	44,82
269114035	35 x 1 1/4"	70	45	46	182	5	50	62,85
269112042	42 x 1 1/2"	118	78	55	280	4	40	69,29
269200054	54 x 2"	135	83	70	340	2	10	94,99

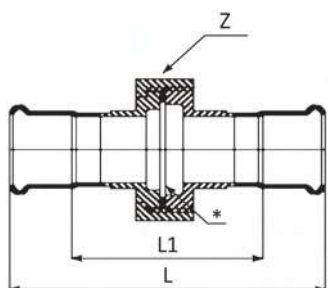
B1011

**184/000****BOCCHETTONE SEDE CONICA**

- CONICAL UNION
- DURCHGANGSVERSCHRAUBUNG MIT PRESSENDEN KONISCH
- ÉLÉMENT DE TRANSITION FILTÉ CONIQUE AVEC MANCHONS DES 2 CÔTES
- RÁCOR 3 PIEZAS CONICO

MATERIAL: AISI 316L - 1.4404**O-RING:** EPDM nero - black - Schwarz - noir - negro

CODE	De mm	L mm	L1 mm	Z mm	g			€
184015000	15	96	56	34	146	10	100	41,27
184018000	18	97	57	39	192	10	100	48,85
184022000	22	99	57	39	202	10	50	54,78
184028000	28	116	70	58	468	5	25	71,08
184035000	35	123	71	67	618	4	20	89,71
184042000	42	138	78	77	824	2	20	111,22
184054000	54	154	84	90	1178	2	10	210,17

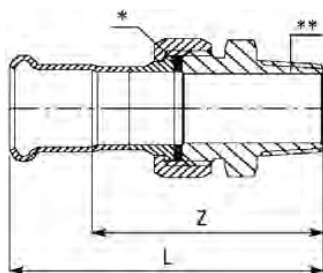
**184/001****BOCCHETTONE SEDE PIANA**

- FLAT FACED UNION
- DURCHGANGSVERSCHRAUBUNG MIT PRESSENDEN FLACHDICHTEND
- ÉLÉMENT DE TRANSITION FILTÉ PLAT AVEC MANCHONS DES 2 CÔTES
- RÁCOR 3 PIEZAS PLANO

MATERIAL: AISI 316L - 1.4404**O-RING:** EPDM nero - black - Schwarz - noir - negro**GASKET:** [*]: EPDM nero - black - Schwarz - noir - negro

CODE	De mm	L mm	L1 mm	Z mm	Gasket mm	g		€	
184015001	15	96	56	34	24x14 thk 2,5	146	10	120	41,27
184018001	18	97	57	39	30x20 thk 2,5	187	10	100	48,85
184022001	22	100	58	39	30x20 thk 2,5	194	10	100	54,78
184028001	28	117	71	58	47,5x37 thk 2,5	450	5	30	71,08
184035001	35	127	75	67	56x42 thk 2,5	617	4	20	89,71
184042001	42	140	80	77	66x56 thk 2,5	797	2	20	111,22
184054001	54	152	82	90	79,5x69 thk 2,5	1176	2	10	210,17

B 10 11



184/002

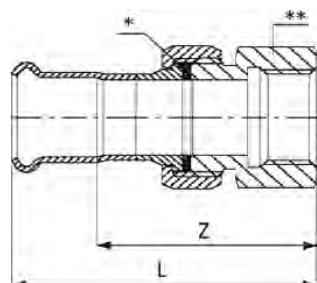
BOCCHETTONE SEDE PIANA FILETTO M

- STRAIGHT MALE UNION CONNECTOR
- DURCHGANGSVERSCHRAUBUNG MIT AUSSENGEWINDE
- RACCORD UNION FILETÉ
- RÁCOR 3 PIEZAS ROSCADO MACHO

MATERIAL: AISI 316L – 1.4404
FITTING: [**]: ottone - brass - Messing - laiton - latón
O-RING: EPDM nero - black - Schwarz - noir - negro
GASKET: [*]: EPDM nero - black - Schwarz - noir - negro
THREAD: EN 10226-1 (ex ISO 7/1)

CODE	De x R mm x inch	L mm	Z mm	Gasket mm				€
184015002	15 x 1/2"	77	56	24x14 thk 2,5	142	2	160	36,81
184018002	18 x 1/2"	77	56	24x14 thk 2,5	144	2	160	41,94
184022122	22 x 1/2"	79	54	30x20 thk 2,5	199	2	100	43,18
184022002	22 x 3/4"	81	59	30x20 thk 2,5	202	2	100	43,18
184028342	28 x 3/4"	87	64	39x27 thk 2,5	370	2	40	73,66
184028002	28 x 1"	90	67	39x27 thk 2,5	364	2	40	73,66
184035002	35 x 1 1/4"	101	74	44,5x34 thk 2,5	540	2	40	93,98
184042002	42 x 1 1/2"	105	74	50,5x40 thk 2,5	563	2	30	107,93
184054002	54 x 2"	118	83	65,5x53,5 thk 3	823	2	20	185,35

184/002 - non certificato SVGW - not certified SVGW - ohne Zertifizierung SVGW - sans certification SVGW - sin certificación SVGW



184/003

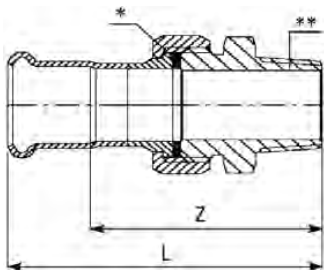
BOCCHETTONE SEDE PIANA FILETTO F

- STRAIGHT FEMALE UNION CONNECTOR
- DURCHGANGSVERSCHRAUBUNG MIT INNENGEWINDE
- RACCORD UNION TARAUDÉ
- RÁCOR 3 PIEZAS HEMBRA

MATERIAL: AISI 316L – 1.4404
FITTING: [**]: ottone - brass - Messing - laiton - latón
O-RING: EPDM nero - black - Schwarz - noir - negro
GASKET: [*]: EPDM nero - black - Schwarz - noir - negro
THREAD: EN 10226-1 (ex ISO 7/1)

CODE	De x Rp mm x inch	L mm	Z mm	Gasket mm				€
184015003	15 x 1/2"	71	50	24x14 thk 2,5	140	2	160	36,81
184018003	18 x 1/2"	72	51	24x14 thk 2,5	145	2	140	44,39
184022123	22 x 1/2"	75	54	30x20 thk 2,5	253	2	100	48,26
184022003	22 x 3/4"	76	54	30x20 thk 2,5	213	2	100	48,26
184028343	28 x 3/4"	83	60	39x27 thk 2,5	483	2	40	63,53
184028003	28 x 1"	83	60	39x27 thk 2,5	404	2	40	63,53
184035003	35 x 1 1/4"	93	66	44,5x30 thk 2,5	486	2	30	78,73
184042003	42 x 1 1/2"	97	66	56x42 thk 2,5	536	2	30	97,83
184054003	54 x 2"	116	81	65,5x53,5 thk 3	1091	2	20	186,63

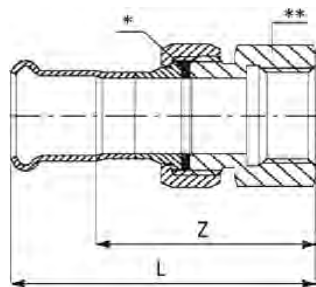
184/003 - non certificato SVGW - not certified SVGW - ohne Zertifizierung SVGW - sans certification SVGW - sin certificación SVGW

**184/002 INOX****BOCCHETTONE SEDE PIANA FILETTO M**

- STRAIGHT MALE UNION CONNECTOR
- DURCHGANGSVERSCHRAUBUNG MIT AUSSENGEWINDE
- RACCORD UNION FILETÉ
- RÁCOR 3 PIEZAS ROSCADO MACHO

MATERIAL: AISI 316L - 1.4404**FITTING:** [**]: AISI 316L - 1.4404**O-RING:** EPDM nero - black - Schwarz - noir - negro**GASKET:** [*]: EPDM nero - black - Schwarz - noir - negro**THREAD:** EN 10226-1 (ex ISO 7/1)

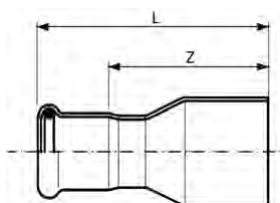
CODE	De x R mm x inch	L mm	Z mm	Gasket mm	g			€
184015002I	15 x 1/2"	77	56	24x14 thk 2,5	137	2	160	46,06
184015012I	15 x 3/4"	77	57	24x14 thk 2,5	178	2	160	47,59
184018002I	18 x 1/2"	77	56	24x14 thk 2,5	139	2	160	52,42
184018012I	18 x 3/4"	77	57	24x14 thk 2,5	178	2	160	53,70
184022012I	22 x 1/2"	79	58	30x20 thk 2,5	217	2	100	53,98
184022002I	22 x 3/4"	81	59	30x20 thk 2,5	194	2	100	55,31
184022022I	22 x 1"	81	60	30x20 thk 2,5	257	2	80	89,54
184028002I	28 x 1"	90	67	39x27 thk 2,5	350	2	40	92,07
184035002I	35 x 1 1/4"	101	74	44,5x34 thk 2,5	518	2	40	117,47
184042002I	42 x 1 1/2"	102	71,5	44,5x34 thk 2,5	543	2	30	124,12
184054002I	54 x 2"	111	77	56x42 thk 2,5	842	2	20	213,21

**184/003 INOX****BOCCHETTONE SEDE PIANA FILETTO F**

- STRAIGHT FEMALE UNION CONNECTOR
- DURCHGANGSVERSCHRAUBUNG MIT INNENGEWINDE
- RACCORD UNION TARAUDÉ
- RÁCOR 3 PIEZAS HEMBRA

MATERIAL: AISI 316L - 1.4404**FITTING:** [**]: AISI 316L - 1.4404**O-RING:** EPDM nero - black - Schwarz - noir - negro**GASKET:** [*]: EPDM nero - black - Schwarz - noir - negro**THREAD:** EN 10226-1 (ex ISO 7/1)

CODE	De x Rp mm x inch	L mm	Z mm	Gasket mm	g			€
184015003I	15 x 1/2"	71	50	24x14 thk 2,5	135	2	160	46,06
184015013I	15 x 3/4"	74	54	24x14 thk 2,5	189	2	120	51,11
184018003I	18 x 1/2"	72	51	24x14 thk 2,5	140	2	140	55,49
184018013I	18 x 3/4"	75	55	24x14 thk 2,5	190	2	120	57,32
184022003I	22 x 3/4"	76	54	30x20 thk 2,5	206	2	100	61,23
184022013I	22 x 1"	79	58	30x20 thk 2,5	337	2	60	64,21
184028003I	28 x 1"	83	60	39x27 thk 2,5	387	2	40	79,35
184035003I	35 x 1 1/4"	93	66	44,5x34 thk 2,5	467	2	30	98,44
184042003I	42 x 1 1/2"	93	62,5	44,5x34 thk 2,5	488	2	30	112,49
184054003I	54 x 2"	111	77	56x42 thk 2,5	902	2	20	214,67



191

RIDUZIONE MF

- REDUCER
- REDUZIERSTÜCK
- REDUCTION
- REDUCCIÓN MH

MATERIAL: AISI 316L - 1.4404

O-RING: EPDM nero - black - Schwarz - noir - negro

≤54 B 10 11
 76÷108 B 10 12
 ≥139 B 10 17

CODE	De mm	L mm	Z mm				€
191018015	18 x 15	57	37	35	20	500	8,70
191022015	22 x 15	64	44	43	20	400	9,54
191022018	22 x 18	60	40	47	20	300	9,84
191028015	28 x 15	76,5	56,5	50	20	200	12,33
191028018	28 x 18	68	48	63	20	200	11,52
191028022	28 x 22	65	44	66	20	200	11,47
191035015	35 x 15	87	67	89	10	100	42,25
191035018	35 x 18	81	61	87	10	100	42,74
191035022	35 x 22	70	49	90	10	100	35,98
191035028	35 x 28	71	48	98	10	100	27,86
191042015	42 x 15	91	71	111	4	100	43,69
191042018	42 x 18	92	72	114	4	80	43,81
191042022	42 x 22	97	76	120	4	80	45,38
191042028	42 x 28	93	70	130	4	80	46,39
191042035	42 x 35	81	55	138	4	40	30,22
191054015	54 x 15	103	83	158	4	40	48,48
191054018	54 x 18	103	83	162	4	40	48,52
191054022	54 x 22	104	83	169	4	40	51,11
191054028	54 x 28	108,5	85,5	180	4	40	53,20
191054035	54 x 35	108	82	193	4	40	66,24
191054042	54 x 42	97,5	67,5	210	4	32	32,19
191076042	76,1 x 42	149	119	471	4	4	97,06
191076054	76,1 x 54	159	124	529	4	4	99,20
191088054	88,9 x 54	179	144	683	4	4	107,92
191088076	88,9 x 76,1	186	131	813	4	4	146,61
191108054	108 x 54	185	150	831	2	2	116,31
191108076	108 x 76,1	209	154	1022	2	2	150,96
191108088	108 x 88,9	210	150	1107	2	2	168,15
191139076	139,7 x 76,1	356,5	301,5	2100	1	1	589,55
191139088	139,7 x 88,9	380	320	2319	1	1	562,87
191139108	139,7 x 108	345	270	2285	1	1	536,07
191168076	168,3 x 76,1	369	315	2515	1	1	679,45
191168088	168,3 x 88,9	380	320	2660	1	1	643,28
191168108	168,3 x 108	395	320	2945	1	1	616,48
191168139	168,3 x 139,7	422	327	3392	1	1	589,68



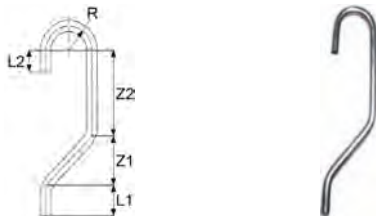
179

"S" DI SCAVALCAMENTO MM

- PIPE BRIDGE
- SPRUNGBOGEN
- "S" DE CHEVAUCHEMENT MALE
- "S" DE SUPERPOSICIÓN MM

MATERIAL: AISI 316L - 1.4404

CODE	De mm	L mm	A mm	B mm	g	kg	box	€
179015000	15	57	158	30	54	10	150	18,28
179018000	18	60	166	31	74	10	100	19,03
179022000	22	65	179	33	116	10	100	21,30
179028000	28	73	206	36	192	10	50	25,84



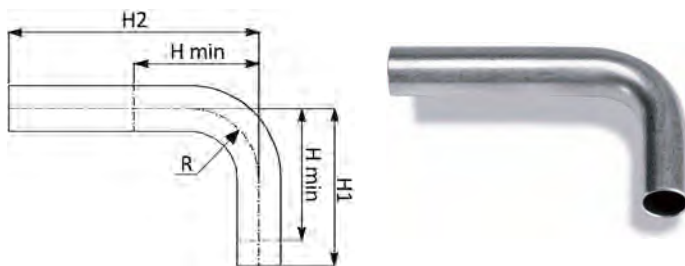
178

TUBO PER ARIA COMPRESSA

- PIPE FOR COMPRESSED AIR
- SPRUNGBOGEN FÜR DRUCKLUFT
- TUBE POUR L'AIR COMPRIMÉ
- TUBO DE AIRE

MATERIAL: AISI 316L - 1.4404

CODE	De mm	L1 mm	L2 mm	Z1 mm	Z2 mm	R mm	g	kg	box	€
178015316	15	30	30	96	114	35	143	1	20	45,65
178018316	18	50	35	108	112	39	195	1	20	48,89
178022316	22	50	35	110	110	41	359	1	20	57,74
178028316	28	60	40	139	113	51	550	1	15	80,86



194/900

TUBO CURVO 90°

- 90° ELBOW MM
- PASSBOGEN 90°
- COUDE D'AJUSTEMENT 90°
- TUBO RICURVO 90° MM

MATERIAL: AISI 316L - 1.4404

CODE	De mm	H1 mm	H min mm	H2 mm	R mm	g	kg	box	€
194015900	15	70	48	120	35	89	20	160	18,64
194018900	18	70	53	120	38	108	20	120	19,36
194022900	22	70	61	120	40	133	10	100	20,83
194028900	28	97	80	125	45	202	10	50	22,27
194035900	35	120	90	200	42	380	4	20	45,22
194042900	42	160	115	250	50	592	2	10	55,97
194054900	54	300	140	305	65	1139	2	4	70,35

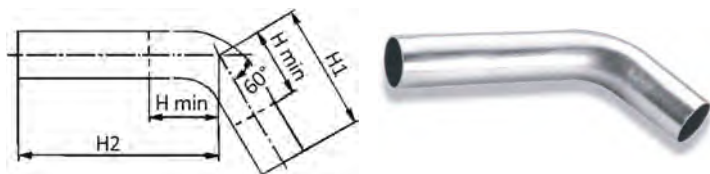
B 10 11

194/600

TUBO CURVO 60°

- 60° ELBOW MM
- PASSBOGEN 60°
- COUDE D'AJUSTEMENT 60°
- TUBO RICURVO 60° MM

MATERIAL: AISI 316L - 1.4404



CODE	De mm	H1 mm	H min mm	H2 mm	g	kg	box	€
194028600	28	71	64	116	182	10	50	37,20
194035600	35	101	71	226	406	4	24	59,80
194042600	42	124	80	251	563	2	10	88,27
194054600	54	162	97	308	914	2	4	113,82

≤54 B 10 11

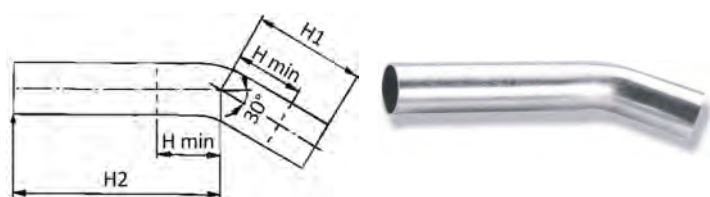
76÷108 B 10 12

194/300

TUBO CURVO 30°

- 30° ELBOW MM
- PASSBOGEN 30°
- COUDE D'AJUSTEMENT 30°
- TUBO RICURVO 30° MM

MATERIAL: AISI 316L - 1.4404



CODE	De mm	H1 mm	H min mm	H2 mm	g	kg	box	€
194018300	18	55	39	128	113	20	120	17,15
194022300	22	50	44	124	134	10	50	34,83
194028300	28	55	47	131	183	10	50	35,65
194035300	35	80	50	218	375	4	24	57,41
194042300	42	98	54	274	566	2	10	84,67
194054300	54	137	72	324	909	2	2	108,50
194076300	76,1	201	135	201	1489	1	1	130,02
194088300	88,9	241	161	241	2095	1	1	141,13
194108300	108	263	168	263	2787	1	1	173,90

≤54 B 10 11

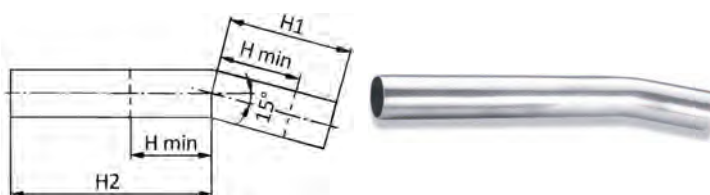
76÷108 B 10 12

194/150

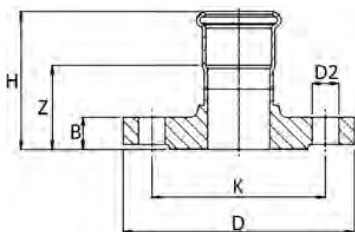
TUBO CURVO 15°

- 15° ELBOW MM
- PASSBOGEN 15°
- COUDE D'AJUSTEMENT 15°
- TUBO RICURVO 15° MM

MATERIAL: AISI 316L - 1.4404



CODE	De mm	H1 mm	H min mm	H2 mm	g	kg	box	€
194018150	18	55	40	128	114	20	120	17,15
194028150	28	45	38	136	180	10	50	34,89
194035150	35	62	32	234	373	4	24	56,33
194042150	42	94	50	276	563	2	10	82,95
194054150	54	117	52	337	896	2	2	105,77
194076150	76,1	228	163	228	1694	1	1	130,02
194088150	88,9	240	160	240	2091	1	1	141,13
194108150	108	249	154	249	2646	1	1	173,90

**193/002**

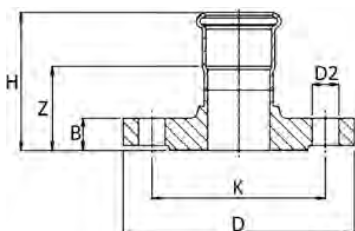
≤54 B 10 11
76÷108 B 10 12

MANICOTTO FLANGIATO

- ADAPTOR FLANGE
- ÜBERGANGSFLANSCH
- BRIDE DE RACCORDMENT
- BRIDA ADAPTADOR

MATERIAL: AISI 316L - 1.4404**O-RING:** EPDM nero - black - Schwarz - noir - negro**PN 6**

CODE	De mm	DN flg	H mm	Z mm	B mm	D mm	D2 mm	Holes Nr.	K mm				€
193015002	15	15	53	33	12	80	11	4	55	405	2	20	73,25
193018002	18	15	53,5	33,5	12	80	11	4	55	405	2	20	75,30
193022002	22	20	56,5	35,5	14	90	11	4	65	610	2	14	89,09
193028002	28	25	59,5	36,5	14	100	11	4	75	755	2	10	108,94
193035002	35	32	63	37	14	120	14	4	90	1080	2	6	153,74
193042002	42	40	67	37	14	130	14	4	100	1186	2	6	180,38
193054002	54	50	74	38	14	140	14	4	110	1348	2	4	222,41
193076002	76,1	65	101	45,5	14	160	14	4	130	1870	2	2	373,35
193088002	88,9	80	112	52	16	190	18	4	150	2920	2	2	445,47
193108002	108	100	128	53	16	210	18	4	170	3525	2	2	530,29

**193/000**

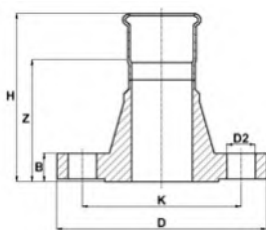
≤54 B 10 11
76÷108 B 10 12
≥139 B 10 17

MANICOTTO FLANGIATO

- ADAPTOR FLANGE
- ÜBERGANGSFLANSCH
- BRIDE DE RACCORDMENT
- BRIDA ADAPTADOR

MATERIAL: AISI 316L - 1.4404**O-RING:** EPDM nero - black - Schwarz - noir - negro**PN 16**

CODE	De mm	DN flg	H mm	Z mm	B mm	D mm	D2 mm	Holes Nr.	K mm				€
193015000	15	15	55	35	14	95	14	4	65	660	2	20	83,06
193018000	18	15	55,5	35,5	14	95	14	4	65	660	2	20	85,34
193022000	22	20	58,5	37,5	16	105	14	4	75	945	2	14	100,99
193028000	28	25	61,5	38,5	16	115	14	4	85	1140	2	10	123,48
193035000	35	32	65,5	39,5	16	140	18	4	100	1640	2	6	174,33
193042000	42	40	69	39	16	150	18	4	110	1800	2	6	204,47
193054000	54	50	78	42	18	165	18	4	125	2450	2	4	252,17
193076000	76,1	65	105	50	18	185	18	4	145	3184	2	2	405,46
193088000	88,9	80	116	56	20	200	18	8	160	3950	2	2	483,79
193108000	108	100	132	57	20	220	18	8	180	4729	2	2	575,88
193139000	139,7	125	180	85	22	250	18	8	210	7095	1	1	817,23
193168000	168,3	150	212	91,5	22	285	22	8	240	8929	1	1	928,80



193/006

≤54 B 10 11
 76÷108 B 10 12

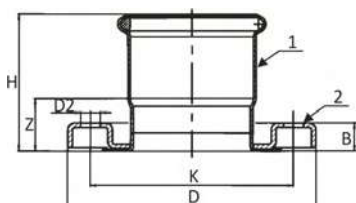
MANICOTTO FLANGIATO

- ADAPTOR FLANGE
- ÜBERGANGSFLANSCH
- BRIDE DE RACCORDEMENT
- BRIDA ADAPTADOR

ANSI 150 lb

MATERIAL: AISI 316L - 1.4404
O-RING: EPDM nero - black - Schwarz - noir - negro

CODE	De mm	DN flg	H mm	Z mm	B mm	D mm	D2 mm	Holes Nr.	K mm				€
193015006	15	15	79,7	59,7	14,1	89	15,8	4	60,3	641	2	18	85,41
193018006	18	15	77,1	57,1	11,2	89	15,8	4	60,3	501	2	18	87,79
193022006	22	20	82,9	61,9	12,8	98,5	15,8	4	69,8	749	2	12	103,90
193028006	28	25	89,1	66,1	14,3	108	15,8	4	79,3	1062	2	8	126,99
193035006	35	32	94,4	68,4	15,9	117,5	15,8	4	88,9	1420	2	6	179,23
193042006	42	40	102,9	72,9	17,5	127,1	15,8	4	98,4	1809	2	4	210,26
193054006	54	50	111,1	75,5	19,1	152,5	19	4	120,6	2714	1	2	259,27
193076006	76,1	65	122,5	67,5	22,3	177,9	19	4	139,7	4194	2	2	527,08
193088006	88,9	80	150,9	90,9	23,8	190,6	19	4	152,4	5338	2	2	628,91
193108006	108	100	172,2	97,2	23,8	228,7	19	8	190,5	7525	2	2	748,60



193/001

≤54 B 10 11
 76÷108 B 10 12
 ≥139 B 10 17

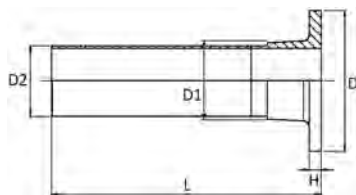
MANICOTTO CON FLANGIA SCORREVOLE

- ADAPTOR LOOSE FLANGE
- ÜBERGANGSLOSFLANSCH
- BRIDE TOURNANTE DE RACCORDEMENT
- BRIDA LOCA CON ADAPTADOR

PN 10

MATERIAL: 1 - AISI 316L - 1.4404
 2 - AISI 304 - 1.4301
O-RING: EPDM nero - black - Schwarz - noir - negro

CODE	De mm	DN flg	H mm	Z mm	B mm	D mm	D2 mm	Holes Nr.	K mm				€
193054001	54	50	60	24	21	165	18	4	125	893	2	6	160,10
193076001	76,1	65	86,5	31,5	23	185	18	4	145	1623	2	2	207,46
193088001	88,9	80	96	36	23,5	200	18	8	160	1879	2	2	243,50
193108001	108	100	116	41	24	220	18	8	180	2283	2	2	268,74
193139001	139,7	125	143	48	25,5	250	18	8	210	3436	1	1	681,78
193168001	168,3	150	176	63	30	285	22	8	240	4668	1	1	779,17

**193/004**

≤54 B 10 11
76÷108 B 10 12

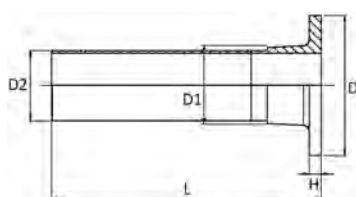
BOCCELLO PER FLANGIA LIBERA

- COLLAR FOR LOOSE FLANGE
- AUSSEN FÜR LOSE-FLANSCH
- SORTIE A BRIDE POUR BRIDE TOURNANTE
- TRONCO EMBRIDADO PARA BRIDA LOCA

MATERIAL: AISI 316L - 1.4404

PN 6

CODE	De mm	L mm	H mm	D mm	D1 mm	D2 mm				€
193022004	22	135	6	50	27	22	210	2	14	55,05
193028004	28	135	6	60	32	28	260	2	14	64,26
193035004	35	135	6	70	40	35	350	2	14	77,79
193042004	42	135	6	80	46	42	420	2	14	88,52
193054004	54	135	8	90	59	54	580	2	14	105,94
193076004	76,1	135	8	110	78	76,1	840	2	12	145,26
193088004	88,9	135	10	128	91	88,9	1150	2	6	176,95
193108004	108	135	10	148	110	108	1390	2	2	224,45

**193/003**

≤54 B 10 11
76÷108 B 10 12

BOCCELLO PER FLANGIA LIBERA

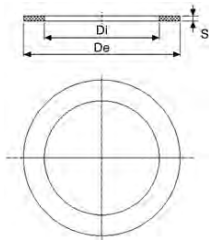
- COLLAR FOR LOOSE FLANGE
- AUSSEN FÜR LOSE-FLANSCH
- SORTIE A BRIDE POUR BRIDE TOURNANTE
- TRONCO EMBRIDADO PARA BRIDA LOCA

MATERIAL: AISI 316L - 1.4404

PN 16

CODE	De mm	L mm	H mm	D mm	D1 mm	D2 mm				€
193022003	22	135	6	58	27	22	240	2	14	56,58
193028003	28	135	6	68	32	28	300	2	14	69,72
193035003	35	135	6	78	40	35	390	2	14	80,40
193042003	42	135	6	88	46	42	470	2	14	91,54
193054003	54	135	8	102	59	54	700	2	14	114,91
193076003	76,1	135	8	122	78	76,1	980	2	4	156,43
193088003	88,9	135	10	138	91	88,9	1310	2	4	186,74
193108003	108	135	10	158	110	108	1580	2	2	236,16

R 30 30



434/PN 6

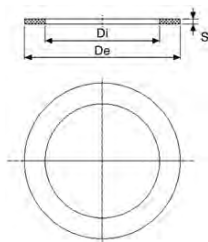
GUARNIZIONE ECOLOGICA PER FLANGE

- GASKET FOR FLANGE
- FLANSCHDICHTUNG
- JOINT POUR BRIDE
- JUNTA ECOLÓGICA PARA BRIDA

PN 6

MATERIAL: Sesalit Eco
 NORM: EN 1092-1

CODE	DN	De mm	Di mm	S mm			€
434015006	15 - [1/2"]	44	20	2	4	10	0,76
434020006	20 - [3/4"]	54	25	2	6	10	1,11
434025006	25 - [1"]	64	30	2	9	10	1,55
434032006	32 - [1 1/4"]	75	38	2	11	10	2,08
434040006	40 - [1 1/2"]	85	45	2	14	10	2,71
434050006	50 - [2"]	95	57	2	15	10	4,14
434065006	65 - [2 1/2"]	115	76	2	19	10	5,69
434080006	80 - [3"]	132	89	2	26	10	6,74
434100006	100 - [4"]	152	108	2	29	10	7,98



434/PN 10-16

R 30 30

GUARNIZIONE ECOLOGICA PER FLANGE

- GASKET FOR FLANGE
- FLANSCHDICHTUNG
- JOINT POUR BRIDE
- JUNTA ECOLÓGICA PARA BRIDA

PN 10/16

MATERIAL: Sesalit Eco
 NORM: EN 1092-1

CODE	DN	De mm	Di mm	S mm			€
434015000	15 - [1/2"]	50	20	2	6	10	0,76
434020000	20 - [3/4"]	60	25	2	8	10	1,09
434025000	25 - [1"]	70	30	2	10	10	1,54
434032000	32 - [1 1/4"]	82	38	2	14	10	2,08
434040000	40 - [1 1/2"]	92	45	2	17	10	2,71
434050000	50 - [2"]	108	57	2	22	10	4,09
434065000	65 - [2 1/2"]	127	76	2	27	10	5,65
434080000	80 - [3"]	142	89	2	30	10	6,68
434100000	100 - [4"]	162	108	2	38	10	7,67
434125000	125 - [5"]	192	140	2	44	10	10,78
434150000	150 - [6"]	218	169	2	55	10	12,30

Sesalit ECO: fibre organiche e sintetiche legate con gomma NBR/SBR esente amianto
 IMPIEGHI: Acqua calda e fredda, olii vegetali ed animali, aria, alcuni carburanti (no GAS)

LIMITI DI TEMPERATURA ORIENTATIVI

Temperatura massima per brevi esposizioni: 180°-200° C
 Temperatura massima di esercizio continuo per fluidi non aggressivi: 140° C
 Temperatura massima di esercizio continuo con vapore: 110° C

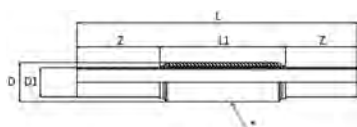
OMOLOGAZIONI: acqua potabile WRAS n° 1605525

Sesalit ECO: organic and synthetic fibers bonded with NBR/SBR asbestos-free
USES: hot and cold water, vegetable and animal oils, air, some fuels (no GAS)

GUIDELINE TEMPERATURE LIMITS

Maximum temperature for short exposure: 180°-200° C
 Maximum operating temperature for continuous non-aggressive fluids: 140° C
 Maximum temperature for continuous operation with steam: 110° C

APPROVAL: potable water WRAS n° 1605525

**179/001**

≤54 B 10 11

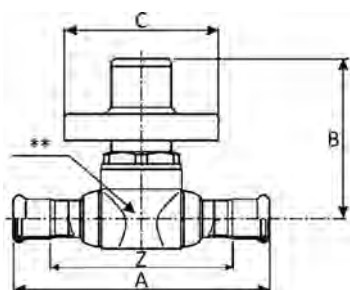
76÷108 B 10 12

PASSAGGIO STAGNO

- DECK / BULKHEAD PENETRATION
- WANDDURCHFÜHRUNG
- PASSAGE ÉTANCHE
- PASAJE ESTAÑO

MATERIAL: AISI 316L - 1.4404**NOTE:** [*]: S235JR [Fe 360]

CODE	De mm	L mm	L1 mm	Z mm	D mm	D1 mm				€
179015001	15	450	120	165	25	15	460	1	65	40,73
179018001	18	450	120	165	30	18	621	1	65	41,18
179022001	22	450	120	165	33	22	701	1	50	41,55
179028001	28	450	120	165	37	28	776	1	45	42,25
179035001	35	450	120	165	43,5	35	936	1	40	46,99
179042001	42	450	120	165	53	42	1291	1	32	55,81
179054001	54	450	120	165	69	54	1965	1	18	89,90
179076001	76,1	450	120	165	88,5	76,1	2840	1	8	105,41
179088001	88,9	450	120	165	107	88,9	4081	1	8	124,53
179108001	108	450	120	165	131,5	108	5682	1	6	166,39

**195/000**

B 10 11

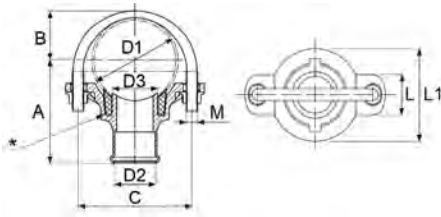
RUBINETTO DA INCASSO CON ROSONE

- STOPVALVE WITH PRESS ENDS
- UP-VENTIL MIT PRESSENDEN
- ROBINET ENCASTRE AVEC ROSACE
- VÁLVULA DE BOLA "PRES" CON EMBECELLADOR

MATERIAL: AISI 316L - 1.4404**O-RING:** EPDM nero - black - Schwarz - noir - negro**NOTE:** [**] Movimento interno in Ottone - Kugel aus Messing - Ball out of brass - Mouvement en laiton - Bola en latón

CODE	De mm	Z mm	A mm	B mm	C mm				€
195015000	15	42	101	74	70	330	1	10	154,04

B 10 12



171/P

COLLARE DI PRESA CON DERIVAZIONE A PRESSARE

- BRACKET WITH FEMALE PRESS CONNECTION
- ANBOHRSCHELLE MIT PRESSENDEN
- COLLIER DE PRISE AVEC DÉRIVATION F
- CONJUNTO DERIVACIÓN DE PRESAR

MATERIAL: AISI 316L - 1.4404

O-RING: EPDM nero - black - Schwarz - noir - negro

GASKET: [*]: FKM guarnizione - gasket - Dictung - joint - juntas

NOTE: No acqua potabile - no potable water - kein Trinkwasser - pas d'eau potable - sin agua potable

CODE	D1 mm	D2 mm	D3 mm	A mm	B mm	C mm	L mm	L1 mm	M mm				€
171076035	76,1	35	40	79	44	100	35	80	M 10 x 35	700	1	20	65,39
171088042	88,9	42	47	99	50	115	40	94	M 10 x 35	740	1	10	113,73
171108054	108	54	59	116	60	135	45	114	M 10 x 35	1090	1	10	154,31

Montaggio - Assembly - Montage - Assemblage - Montaje



Fig. 1



Fig. 2



Fig. 3



Fig. 4



Fig. 5



Fig. 6



Fig. 7



Fig. 8



Fig. 9



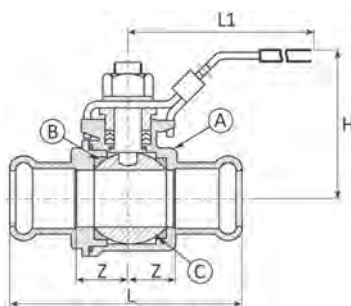
Fig. 10



Fig. 11



Fig. 12



195/005

VALVOLA A SFERA PASSAGGIO TOTALE

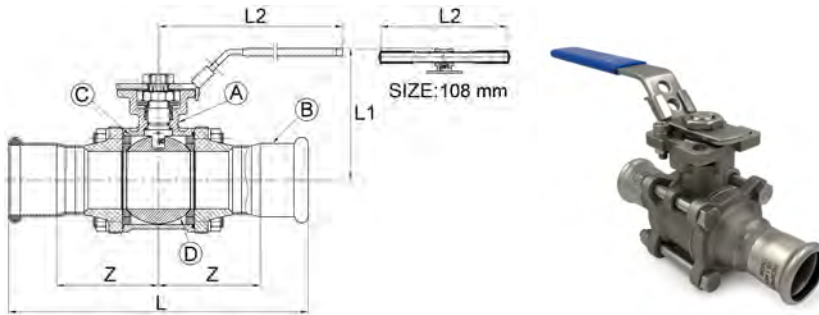
- BALL VALVE WITH FULL PORT
- KUGELHAHN MIT VOLLEM DURCHGANG
- BOISSEAU SPHERIQUE PASSAGE RÉDUIT
- VÁLVULA DE BOLA PASO TOTAL

MATERIAL: A-C: AISI 316L - 1.4404 B: PTFE

O-RING: EPDM nero - black - Schwarz - noir - negro

B 10 11

CODE	De mm	L mm	L1 mm	H mm	Z mm				€
195015005	15	85	97,5	50	20	275	1	10	88,09
195018005	18	88	123	59	20	430	1	10	105,14
195022005	22	100	123	62,5	21	508	1	10	131,79
195028005	28	107	145	69,5	23	786	1	10	177,10



195/003

≤54 B 10 11
76÷108 B 10 12

VALVOLA A SFERA 3 PZ PASSAGGIO TOTALE LUCCHETTABILE

- 3-PC BALL VALVE WITH FULL PORT
- KUGELHAHN 3-TEILIG MIT VOLLEM DURCHGANG
- BOISSEAU SPHERIQUE 3 PCS PASSAGE INTÉGRAL
- VÁLVULA DE BOLA TRES PIEZAS PASO TOTAL

MATERIAL: A-B-D: AISI 316L - 1.4404 C: PTFE

O-RING: EPDM nero - black - Schwarz - noir - negro

NORM: flangia attuatore / flange for actuator
Flansch für Stellantrieb / bride pour actuateur / brida actuador ISO 5211

CODE	De mm	DN	DN inch	L mm	Z mm	L1 mm	L2 mm				€
195015003	15	10	3/8"	128	44	72	151	698	1	10	135,67
195018003	18	15	1/2"	134	47	72	151	714	1	10	146,43
195022003	22	20	3/4"	151	54,5	80	151	992	1	10	156,80
195028003	28	25	1"	167	60,5	90	179	1476	1	5	221,67
195035003	35	32	1" 1/4	184	66	95	179	2280	1	5	315,26
195042003	42	40	1" 1/2	207	73,5	104	198	3122	1	5	401,15
195054003	54	50	2"	245	87,5	110	198	4600	1	2	497,06
195076003	76,1	65	2" 1/2	334	112	150	270	9500	1	2	1066,72
195088003	88,9	80	3"	384	132	159	270	13800	1	1	1490,74
195108003*	108	100	4"	470	160	210	405	25000	1	1	2582,44

[*] DN 108 con tubo maniglia, with pipe handle, mit Rohrgriff, avec tube-poignée, con mango de tubo

Le condizioni stampigliate sono relative al corpo della valvola. La pressione massima di lavoro delle valvole art. 195/003 = 16 bar

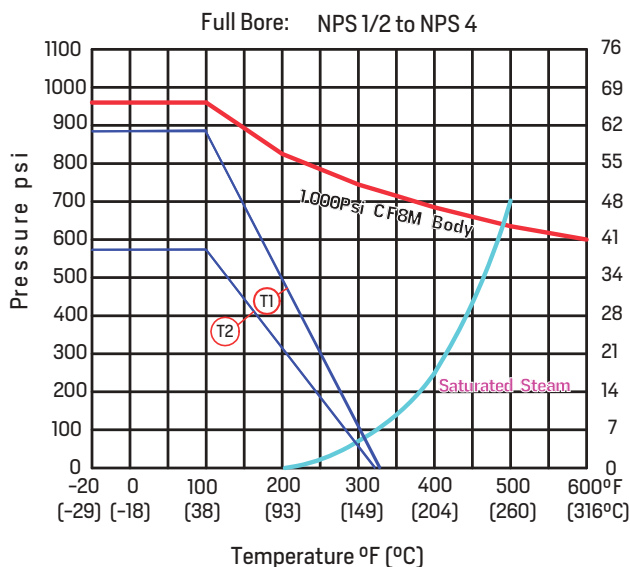
The marked pressure's conditions are related to the body of the valve. Maximum working pressure for pressfitting valve art. 195/003 = 16 bar

Die markierte Konditionen der Pressfitting entsprechend den Kugelhahnkoerper. Maximaler Arbeitsbetriebsdruck für Kugelhahn 195/003 = 16 bar

Les conditions de pressions indiquées sur la presse vannes correspondent au corps de vanne. Pression de service maximale des vannes 195/003 = 16 bar

Condiciones de presión marcadas están relacionadas vases con el cuerpo de la válvula. La presión máxima de trabajo de las válvulas art. 195/003 = 16 bar

Pressure - Temperature Data FLOATING BALL VALVES 1000 psi



Seat Materials :

(T1) PTFE DN 15 - 32

(T2) PTFE DN 40 - 100

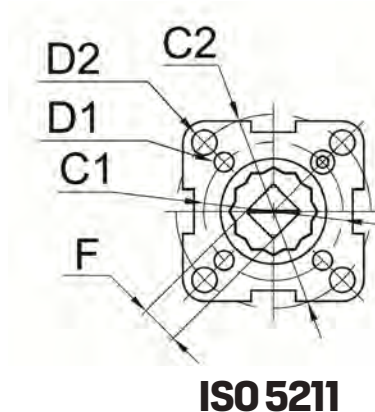
CV	KV
US gallon/min	m ³ / h
N/A	N/A
18	15
36	31
48	41
93	80
165	141
207	177
450	386
780	668
1360	1165

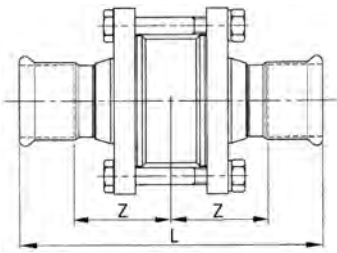
1 Kv = 0,86 Cv

195/003 - Valvola a sfera 3 pz passaggio totale lucchettabile - 3 PC ball valve with full port Kugelhahn 3-Teilig mit vollem Durchgang - Boisseau spherique 3 pcs passage intégral - Válvula de bola tres piezas paso total

Dimensioni della flangia per attuatore / Flange for actuator dimensions / Abmessungen der Flansch für Stellantrieb / Dimensions de la bride pour actuateur
 Dimensiones de la brida del actuador.

De mm	DN inch	Flange type	C1 mm	C2 mm	D1 mm	D2 mm	F mm
15	3/8"	F03-F04	36	42	6	6	9
18	1/2"	F03-F04	36	42	6	6	9
22	3/4"	F03-F05	36	50	6	7	9
28	1"	F04-F05	42	50	6	7	11
35	1"1/4	F04-F07	42	70	6	9	11
42	1"1/2	F05-F07	50	70	7	9	14
54	2"	F05-F07	50	70	7	9	14
76,1	2"1/2	F07-F10	70	102	9	11	17
88,9	3"	F07-F10	70	102	9	11	17
108	4"	F10	-	102	-	11	22





195/004

 ≤54 B 10 11
 76÷108 B 10 12

VALVOLA DI RITEGNO

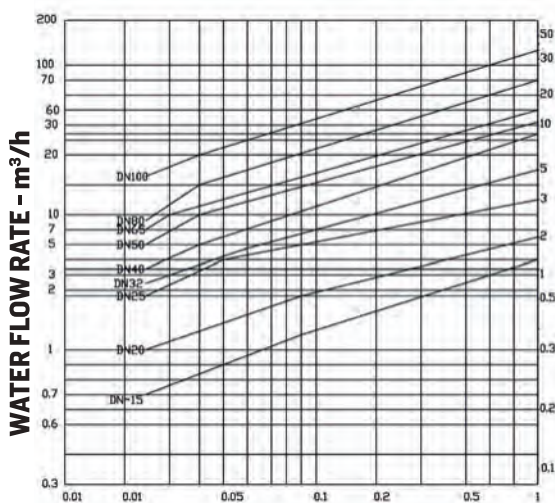
- NON-RETURN VALVE
- RÜCKSCHLAGVENTIL
- CLAPET ANTI-RETOUR
- VÁLVULA DE RETENCIÓN

MATERIAL: AISI 316L - 1.4404

O-RING: EPDM nero - black - Schwarz - noir - negro

CODE	De mm	DN	L mm	Z mm				€
195015004	15	15	114	37	412	1	10	183,58
195018004	18	15	114	37	422	1	10	207,89
195022004	22	20	121	39,5	570	1	10	222,23
195028004	28	25	138	46	767	1	10	278,79
195035004	35	32	158	53	1238	1	10	316,98
195042004	42	40	180	60	1766	1	6	390,62
195054004	54	50	200	64,5	2418	1	2	537,79
195076004	76,1	65	271	80,5	5208	1	1	1106,80
195088004	88,9	80	302	91	7108	1	1	1686,69
195108004	108	100	370	110	12366	1	1	1720,69

Le condizioni stampigliate sono relative al corpo della valvola. La pressione massima di lavoro delle valvole art. 195/004 = 16 bar
 The marked pressure's conditions are related to the body of the valve. Maximum working pressure for pressfitting valve art. 195/004 = 16 bar
 Die markierte Konditionen der Pressfitting entsprechend den Kugelhahnkoerper. Maximaler Arbeitsbetriebsdruck für Kugelhahn 195/004 = 16 bar
 Les conditions de pressions indiquées sur la presse vannes correspondent au corps de vanne. Pression de service maximale des vannes 195/004 = 16 bar
 Condiciones de presión marcadas están relacionadas con el cuerpo de la válvula. La presión máxima de trabajo de las válvulas art. 195/004 = 16 bar

 DIAGRAMMA PERDITA DI CARICO
 PRESSURE LOSS DIAGRAM


DN15-DN100 PRESSURE LOSS - bar

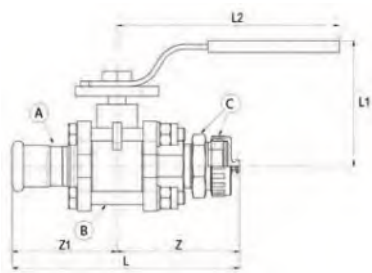
CV / KV PER VALVOLA DI RITEGNO CV / KV FOR NON-RETURN VALVE				DIREZIONE DI FLUSSO FLOW DIRECTION		
DE	DN DN inch	CV US gallon/min	KV m³/h	↑	↓	→
				Pressione di apertura Opening pressure (mbar)		
15	15 - 1/2"	4,1	3,5	25	21	23
18	15 - 1/2"	4,1	3,5	25	21	23
22	20 - 3/4"	5,1	4,4	25	21	23
28	25 - 1"	14	12	25	21	23
35	32 - 1 1/4"	23,3	20	27	21	24
42	40 - 1 1/2"	30,3	26	29	21	25
54	50 - 2"	37,3	32	29	21	25
76,1	65 - 2 1/2"	70	60	31	21	25
88,9	80 - 3"	81,7	70	32	21	26
108	100 - 4"	140	120	33	21	27

NOTE

Cv = flusso di acqua (a 60°F) in gpm (galloni al minuto) con una pressione differenziale (caduta di pressione) di 1 psi.

Kv = flusso di acqua (tra 5° e 40°) m³/h, con una pressione differenziale (caduta di pressione) di 1 bar.

(1 Kv = 0,86 Cv)

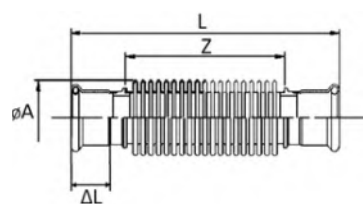
B 10 11

195/008
VALVOLA A SFERA CON PRESA MANICHETTA

- BALL VALVE WITH HOSE CONNECTION
- KUGELHAHN MIT SCHLAUCHANSCHLUSS
- BOISSEAU SPHERIQUE AVEC RACCORD DETUYAU
- VÁLVULA DE BOLA CON CONEXIÓN DELA MANGUERA

MATERIAL: A-B: AISI 316L - 1.4404
 C: ottone - brass - Messing - laiton - latón

O-RING: EPDM nero - black - Schwarz - noir - negro

CODE	De mm	L mm	L1 mm	L2 mm	Z mm	Z1 mm				€
195015008	15 x 3/4"	131,5	72	151	67,5	64	873	1	10	205,28
195022008	22 x 1"	148,5	80	151	73	75,5	1314	1	10	253,55


199
COMPENSATORE DI DILATAZIONE

- EXPANSION COMPENSATOR
- WELLENKOMPENSATOR
- COMPENSATEUR D'EXPANSION
- DILATADOR

MATERIAL: AISI 316L - 1.4404

O-RING: EPDM nero - black - Schwarz - noir - negro

≤54 B 10 11
76÷108 B 10 12

CODE	De mm	L mm	Z mm	A mm				€
199015000	15	139	71	22	80	1	100	164,93
199018000	18	143	74	27	108	1	80	181,40
199022000	22	139	68	34	130	1	80	202,03
199028000	28	150	73	41	155	1	40	259,80
199035000	35	177	90	51	251	1	24	321,61
199042000	42	202	107	61	440	1	16	383,46
199054000	54	221	113	71	550	1	12	474,17
199076000	76,1	278	180	87	1464	1	2	724,89
199088000	88,9	314	235	105	1871	1	2	895,95
199108000	108	388	255	131	2845	1	2	1038,33

199 - Compensatore di dilatazione - Expansion compensator - Wellenkomensator Compensateur d'expansion - Dilatador

La corsa massima di lavoro non deve superare la corsa nominale sotto indicata / The maximum axial stroke must not exceed the nominal value below indicated
La course axiale maximum ne doit pas dépasser la course nominale indiquée ci-dessous / Der maximale Axialhub darf den unten angegebenen Nennwert nicht überschreiten / El rango máximo de trabajo no debe exceder el rango nominal abajo indicado

Code	DN	Cycles MAX	Temperature °C																			
			20°		40°		60°		80°		100°		120°		140°		160°		180°		200°	
			ΔL (mm)	P (bar)	ΔL (mm)	P (bar)	ΔL (mm)	P (bar)	ΔL (mm)	P (bar)	ΔL (mm)	P (bar)	ΔL (mm)	P (bar)	ΔL (mm)	P (bar)	ΔL (mm)	P (bar)	ΔL (mm)	P (bar)	ΔL (mm)	P (bar)
199 / 15	15		16,0		14,7		13,6		12,6		11,8		11,4		10,9		10,6		10,2		9,9	
199 / 18	18		18,0		16,6		15,3		14,2		13,3		12,8		12,3		11,9		11,5		11,2	
199 / 22	22		20,0		18,4		17,0		15,8		14,8		14,2		13,7		13,2		12,8		12,4	
199 / 28	28	800	22,0	16	20,2	14,5	18,7	13,5	17,4	12,5	16,3	12	15,6	11,5	15,0	11	14,5	10,5	14,1	10,2	13,6	9,5
199 / 35	35		26,0		23,9		22,1		20,5		19,2		18,5		17,8		17,2		16,6		16,1	
199 / 42	42		32,0		29,4		27,2		25,3		23,7		22,7		21,9		21,1		20,5		19,8	
199 / 54	54		36,0		33,1		30,6		28,4		26,6		25,6		24,6		23,8		23,0		22,3	
199 / 76	76		30,0		27,6		25,5		23,7		22,2		21,3		20,5		19,8		19,2		18,6	
199 / 88	89	500	40,0	16	36,8	14,5	34,0	13,5	31,6	12,5	29,6	12	28,4	11,5	27,3	11	26,4	10,5	25,6	10,2	24,8	9,5
199 / 108	108		50,0		46,0		42,5		39,5		37,0		35,5		34,2		33,0		32,0		31,0	

Code	DN	Cycles MAX	Temperature °C																			
			20°		40°		60°		80°		100°		120°		140°		160°		180°		200°	
			ΔL (mm)	P (bar)	ΔL (mm)	P (bar)	ΔL (mm)	P (bar)	ΔL (mm)	P (bar)	ΔL (mm)	P (bar)	ΔL (mm)	P (bar)	ΔL (mm)	P (bar)	ΔL (mm)	P (bar)	ΔL (mm)	P (bar)	ΔL (mm)	P (bar)
199 / 15	15		11,2		10,3		9,5		8,8		8,3		8,0		7,6		7,4		7,2		6,9	
199 / 18	18		12,6		11,6		10,7		10,0		9,3		8,9		8,6		8,3		8,1		7,8	
199 / 22	22		14,0		12,9		11,9		11,1		10,4		9,9		9,6		9,2		9,0		8,7	
199 / 28	28	2900	15,4	16	14,2	14,5	13,1	13,5	12,2	12,5	11,4	12	10,9	11,5	10,5	11	10,2	10,5	9,9	10,2	9,5	9,5
199 / 35	35		18,2		16,7		15,5		14,4		13,5		12,9		12,4		12,0		11,6		11,3	
199 / 42	42		22,4		20,6		19,0		17,7		16,6		15,9		15,3		14,8		14,3		13,9	
199 / 54	54		25,2		23,2		21,4		19,9		18,6		17,9		17,2		16,6		16,1		15,6	
199 / 76	76		21,0		19,3		17,9		16,6		15,5		14,9		14,3		13,9		13,4		13,0	
199 / 88	89	1800	28,0	16	25,8	14,5	23,8	13,5	22,1	12,5	20,7	12	19,9	11,5	19,1	11	18,5	10,5	17,9	10,2	17,4	9,5
199 / 108	108		35,0		32,2		29,8		27,7		25,9		24,9		23,9		23,1		22,4		21,7	

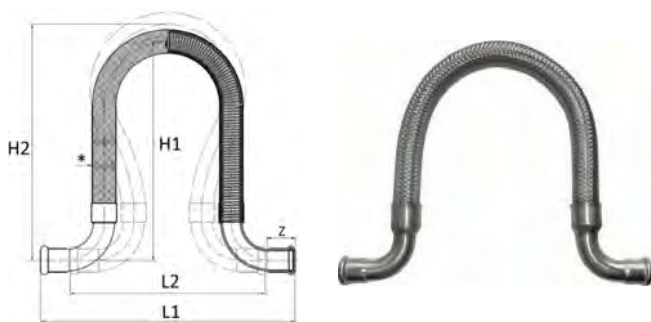
Code	DN	Cycles MAX	Temperature °C																			
			20°		40°		60°		80°		100°		120°		140°		160°		180°		200°	
			ΔL (mm)	P (bar)	ΔL (mm)	P (bar)	ΔL (mm)	P (bar)	ΔL (mm)	P (bar)	ΔL (mm)	P (bar)	ΔL (mm)	P (bar)	ΔL (mm)	P (bar)	ΔL (mm)	P (bar)	ΔL (mm)	P (bar)	ΔL (mm)	P (bar)
199 / 15	15		8,0		7,4		6,8		6,3		5,9		5,7		5,5		5,3		5,1		5,0	
199 / 18	18		9,0		8,3		7,7		7,1		6,7		6,4		6,1		5,9		5,8		5,6	
199 / 22	22		10,0		9,2		8,5		7,9		7,4		7,1		6,8		6,6		6,4		6,2	
199 / 28	28	12000	11,0	16	10,1	14,5	9,4	13,5	8,7	12,5	8,1	12	7,8	11,5	7,5	11	7,3	10,5	7,0	10,2	6,8	9,5
199 / 35	35		13,0		12,0		11,1		10,3		9,6		9,2		8,9		8,6		8,3		8,1	
199 / 42	42		16,0		14,7		13,6		12,6		11,8		11,4		10,9		10,6		10,2		9,9	
199 / 54	54		18,0		16,6		15,3		14,2		13,3		12,8		12,3		11,9		11,5		11,2	
199 / 76	76		15,0		13,8		12,8		11,9		11,1		10,7		10,2		9,9		9,6		9,3	
199 / 88	89	7500	20,0	16	18,4	14,5	17,0	13,5	15,8	12,5	14,8	12	14,2	11,5	13,7	11	13,2	10,5	12,8	10,2	12,4	9,5
199 / 108	108		25,0		23,0		21,3		19,8		18,5		17,8		17,1		16,5		16,0		15,5	

Cycles MAX = Numero di cicli di lavoro - Work cycles number - Anzahl der Zyklen - Nombre de cycles de travail - Número de ciclos de trabajo

ΔL (mm) = Corsa assiale in compressione - Compression axial stroke - Axialhub in Kompression - Course axiale en compression - Carrera axial en compresión

P (bar) = pressione massima di lavoro - Maximum working pressure - maximaler Arbeitsdruck - Pression de travail maximale - Presión máxima de trabajo

B 10 11



199/001

TUBO FLESSIBILE AD OMEGA

- U-BEND FLEXIBLE PIPE
- FLEXIBLES ECKSTÜCK ZUM EINPRESSEN
- TUBE FLEXIBLE RACCORDS COUDÉS
- FLEXIBLE OMEGA

MATERIAL: AISI 316L – 1.4404
 [*]: rivestimento / covering / Überzug
 revêtement / revestimiento

O-RING: EPDM nero - black - Schwarz - noir - negro

CODE	De mm	L1 mm	L2 mm	H1 mm	H2 mm	Z mm			€
199015001	15	275	165	165	200	20	245	1	209,28
199018001	18	350	170	170	215	20	290	1	217,75
199022001	22	380	195	195	236	21	450	1	231,13
199028001	28	410	230	230	260	23	615	1	244,00
199035001	35	460	255	255	300	26	1080	1	310,55
199042001	42	530	295	295	345	30	1455	1	437,14
199054001	54	625	370	370	410	35	2310	1	613,15

B 10 11

199/002

TUBO FLESSIBILE RETTILINEO

- STRAIGHT FLEXIBLE PIPE
- PANZERSCHLAUCH ZUM EINPRESSEN
- TUBE FLEXIBLE RACCORDS DROIT
- FLEXIBLE RECTO

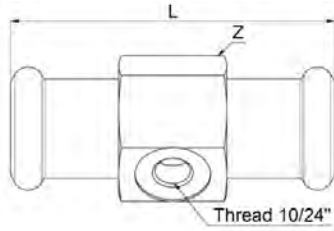
MATERIAL: AISI 316L – 1.4404
 [*]: rivestimento / covering / Überzug
 revêtement / revestimiento
 AISI 304L – 1.4307

O-RING: EPDM nero - black - Schwarz - noir - negro



CODE	De mm	L mm	Z mm			€
199015002	15	500	20	200	1	156,39
199018002	18	600	20	310	1	168,66
199022002	22	700	21	350	1	176,96
199028002	28	700	23	495	1	205,66
199035002	35	800	26	980	1	260,78
199042002	42	900	30	1280	1	349,17
199054002	54	1100	35	2060	1	526,82

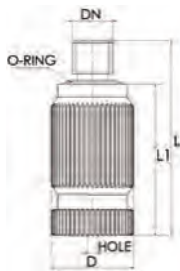
B 10 11

**195/007 U****ATTACCO NEBULIZZATORE**

- NEBULIZER CONNECTION
- VERNEBLER-ANSCHLUSS
- CONNEXION NÉBULISEUR
- CONEXIÓN NEBULIZADOR

MATERIAL: AISI 316L - 1.4404**O-RING:** EPDM nero - black - Schwarz - noir - negro

CODE	De mm	L mm	Z mm	Holes Nr.	g			€
195015017	15	60	24	1 x 10/24"	82	10	200	19,32
195015027	15	60	24	2 x 10/24"	80	10	200	21,88

**195/N****NEBULIZZATORE**

- NEBULIZER
- VERNEBLER
- NÉBULISEUR
- NEBULIZADOR

MATERIAL: AISI 304 - 1.4301**O-RING:** NBR marrone - brown - Braun - brun - marrón

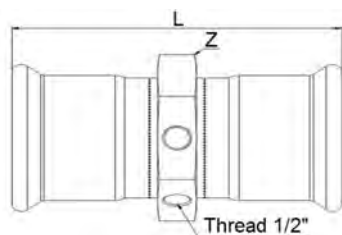
B 10 11

CODE	Hole μ m	DN inch	L1 mm	D mm	L mm	g		€
195000015	15	10/24"	20	9,5	25	10	10	57,43
195000020	20	10/24"	20	9,5	25	10	10	45,15
195000030	30	10/24"	20	9,5	25	10	10	36,52
195000040	40	10/24"	20	9,5	25	10	10	36,52
195000050	50	10/24"	20	9,5	25	10	10	36,52

Esempio applicazione art. 195/007 U / Art. 195/007 U application example

195/007 U

Impianti di nebulizzazione con tubazione \varnothing 15
Atomization systems with \varnothing 15 pipes



195/007

≤54 B 10 11
 76÷108 B 10 12

ATTACCO MULTI STRUMENTO

- MULTIMETER CONNECTION
- MULTI-TOOL-ANSCHLUSS
- CONNEXION MULTI-OUTILLAGE
- CONEXIÓN MULTIPLE HERRAMIENTA

MATERIAL: AISI 316L – 1.4404
O-RING: EPDM nero - black - Schwarz - noir - negro

CODE	De mm	L mm	Z mm	Holes Nr.	g			€
195035007	35	128	60	3 x 1/2"	715	1	10	107,78
195042007	42	135	60	3 x 1/2"	645	1	10	123,04
195054007	54	135	74	3 x 1/2"	874	1	6	144,45
195076007	76,1	189	92	3 x 1/2"	1474	1	3	324,62
195088007	88,9	208	106	3 x 1/2"	1874	1	2	378,72
195108007	108	240	130	3 x 1/2"	2774	1	1	441,42

















Con n° 2 tappi maschi ISO 228 per potere chiudere almeno 2 dei 3 attacchi disponibili da 1/2".
 With n° 2 male caps ISO 228 to close at least 2 of the 3 available attacks of 1/2".
 Mit n° 2 männlich Kappen ISO 228 mindestens 2 der 3 verfügbaren Angriffe von 1/2" zu schließen.
 Avec n° 2 mâle casquettes ISO 228 pour fermer au moins 2 des 3 attaques disponibles de 1/2".
 Con n° 2 casquillos macho ISO 228 para cerrar al menos 2 de los 3 ataques disponibles de 1/2".

Esempio applicazione art. 195/007 / Art. 195/007 application example



195/007 Attacco multi strumento (manometri, termometri, etc)
 Multiple purpose instrument inlet (manometers, thermometers, etc.)

Certificazioni / Certifications

ø 15 ÷ 54 mm			EDELSTAHLROHR "INOXPRES" - 1.4404	DV-7301BM 3426 (GW 541)	ø 15 - 108 mm
			UNLÖSBARE ROHRVERBINDUNGEN FÜR METALLENE GASLEITUNGEN PRESSVERBINDER AUS EDELSTAHL FÜR EDELSTAHLROHRE = INOXPRES® GAS =	G 2.827 (QS-G 100, QS-G 314)	ø 15 - 108 mm
			UNLÖSBARE ROHRVERBINDUNGEN PRESSVERBINDUNGS-SYSTEM AUS EDELSTAHL INOXPRES GAS	05-088-6 (G 5614)	ø 15 - 54 mm
			RACCORDI A PRESSARE PER GAS - PLUMBING FITTINGS FOR GASES	CA06-00231	ø 15 - 54 mm
			STAINLESS STEEL GAS PRESSFITTINGS FOR STAINLESS STEEL PIPES	C-16-3743-A	ø 15 - 54 mm
ø 76 ÷ 108 mm			EDELSTAHLROHR "INOXPRES" - 1.4404	DV-7301BM 3426 (GW 541)	ø 15 - 108 mm
			PRODUKTE DER GASVERSORGUNG	DG-8531CLO163 (G 5614)	ø 76 - 108 mm
			UNLÖSBARE ROHRVERBINDUNGEN FÜR METALLENE GASLEITUNGEN PRESSVERBINDER AUS EDELSTAHL FÜR EDELSTAHLROHRE = INOXPRES® GAS =	G 2.827 (QS-G 100, QS-G 314)	ø 15 - 108 mm


Campi di applicazione / Fields of application

inoxPRES® GAS



Gas metano / GPL
Natural gas / LPG

inoxPRES® GAS O-ring HNBR-NBR
Giallo | Yellow | Gelb | Jaune | Amarillo



SCOPRI
LA GAMMA

inoxPRES® GAS

DISCOVER
THE RANGE





116/200
≤54 B 30 31
76÷108 B 30 32
TUBO PER GAS

- PIPE FOR GAS
- ROHR FÜR GAS
- TUBE POUR LE GAZ
- TUBO PARA EL GAS

NORM: EN 10217-7 (DIN 17455) - EN 10312

Mat. Nr.: 1.4404 (AISI 316L) L=6 m
Crudo - Not annealed - Ungeglüht - Non-hypertrempé - Crudo

CODE	Dimensions mm x mm	Ø int mm	L m	 kg/m	Volume l/m	Minimum package m	Bundle m	€/m
116015200	15 x 1,0	13	6	0,351	0,133	60	1014	16,39
116018200	18 x 1,0	16	6	0,426	0,201	60	1014	18,64
116022200	22 x 1,2	19,6	6	0,625	0,302	60	762	25,98
116028200	28 x 1,2	25,6	6	0,805	0,514	30	546	32,78
116035200	35 x 1,5	32	6	1,258	0,804	30	546	49,52
116042200	42 x 1,5	39	6	1,521	1,194	30	366	59,16
116054200	54 x 1,5	51	6	1,972	2,042	30	366	76,00
116076200	* 76,1 x 2,0	72,1	6	3,711	4,080	6	114	136,48
116088200	* 88,9 x 2,0	84,9	6	4,352	5,660	6	114	157,98
116108200	* 108 x 2,0	104	6	5,308	8,490	6	114	194,32


(*) DN 76,1-88-108 Solo DVGW-ÖVGW - Only DVGW-ÖVGW - Nur DVGW-ÖVGW - Seulement DVGW-ÖVGW - Sólo DVGW-ÖVGW


116/300
≤54 B 30 31
76÷108 B 30 32
TUBO PER GAS

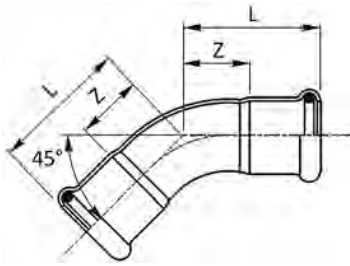
- PIPE FOR GAS
- ROHR FÜR GAS
- TUBE POUR LE GAZ
- TUBO PARA EL GAS

NORM: EN 10217-7 (DIN 17455) - EN 10312

Mat. Nr.: 1.4404 (AISI 316L) L=6 m
Ricotto - Annealed - Geglüht - Hypertrempé - Recocido

CODE	Dimensions mm x mm	Ø int mm	L m	 kg/m	Volume l/m	Minimum package m	Bundle m	€/m
116015300	15 x 1,0	13	6	0,351	0,133	60	1014	25,00
116018300	18 x 1,0	16	6	0,426	0,201	60	1014	26,87
116022300	22 x 1,2	19,6	6	0,625	0,302	60	762	36,05
116028300	28 x 1,2	25,6	6	0,805	0,514	30	546	44,22
116035300	35 x 1,5	32	6	1,258	0,804	30	546	65,16
116042300	42 x 1,5	39	6	1,521	1,194	30	366	78,13
116054300	54 x 1,5	51	6	1,972	2,042	30	366	99,09
116076300	* 76,1 x 2,0	72,1	6	3,711	4,080	6	114	165,27
116088300	* 88,9 x 2,0	84,9	6	4,352	5,660	6	114	193,93
116108300	* 108 x 2,0	104	6	5,308	8,490	6	114	238,01

(*) DN 76,1-88-108 Solo DVGW-ÖVGW - Only DVGW-ÖVGW - Nur DVGW-ÖVGW - Seulement DVGW-ÖVGW - Sólo DVGW-ÖVGW

**181/450 G**

≤54 B 10 13

76÷108 B 10 14

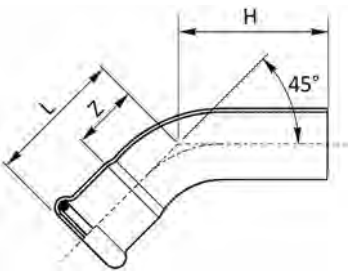
CURVA 45° FF

- 45° ELBOW FF
- BOGEN 45° II
- COUDE FF 45°
- CURVA 45° HH

MATERIAL: AISI 316L - 1.4404**O-RING:** NBR-HNBR giallo - yellow - Gelb - jaune - amarillo

CODE	De mm	Radius	L mm	Z mm	g			€
181015450CG	15	1,2 De	27,5	7,5	39	4	200	16,10
181018450CG	18	1,2 De	29,5	9,5	48	4	200	17,82
181022450CG	22	1,2 De	32	11	63	4	100	20,70
181028450CG	28	1,2 De	37	14	90	4	100	24,90
181035450G	35	1,2 De	43	17	127	1	40	29,44
181042450G	42	1,2 De	51	21	177	1	30	47,69
181054450G	54	1,2 De	62	30	273	1	20	61,22
181076450G*	76,1	1,2 De	131,5	76,5	900	1	2	208,70
181088450G*	88,9	1,2 De	144	84	1250	1	2	248,69
181108450G*	108	1,2 De	169	94	1700	1	2	339,12

[*] DN 76,1-88-108 Solo DVGW-ÖVGW - Only DVGW-ÖVGW - Nur DVGW-ÖVGW - Seulement DVGW-ÖVGW - Sólo DVGW-ÖVGW

**181/451 G**

≤54 B 10 13

76÷108 B 10 14

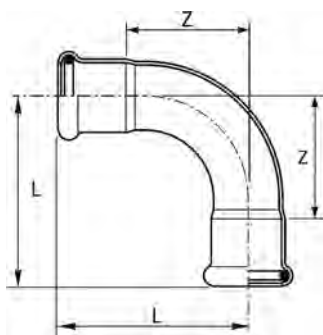
CURVA 45° MF

- 45° ELBOW MF
- BOGEN 45° IA
- COUDE MF 45°
- CURVA 45° HM

MATERIAL: AISI 316L - 1.4404**O-RING:** NBR-HNBR giallo - yellow - Gelb - jaune - amarillo

CODE	De mm	Radius	L mm	H mm	Z mm	g		€	
181015451CG	15	1,2 De	27,5	36	7,5	38	4	200	16,10
181018451CG	18	1,2 De	29,5	38	9,5	47	4	200	17,24
181022451CG	22	1,2 De	32	42	11	63	4	100	19,54
181028451CG	28	1,2 De	37	46	14	90	4	100	23,25
181035451G	35	1,2 De	43	57,5	17	132	1	40	27,43
181042451G	42	1,2 De	51	72	21	196	1	30	45,95
181054451G	54	1,2 De	62	82	26	296	1	20	58,86
181076451G*	76,1	1,2 De	131,5	149	76,5	900	1	2	191,48
181088451G*	88,9	1,2 De	144	159	84	1250	1	2	228,57
181108451G*	108	1,2 De	169	199	94	1700	1	2	312,19

[*] DN 76,1-88-108 Solo DVGW-ÖVGW - Only DVGW-ÖVGW - Nur DVGW-ÖVGW - Seulement DVGW-ÖVGW - Sólo DVGW-ÖVGW


181/900 G
≤54 B 10 13
76÷108 B 10 14
CURVA 90° FF

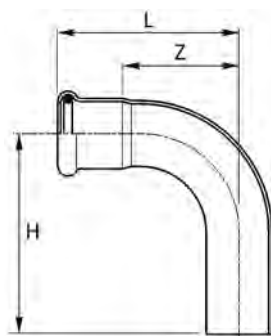
- 90° ELBOW FF
- BOGEN 90° II
- COUDE FF 90°
- CURVA 90° HH

MATERIAL: AISI 316L – 1.4404

O-RING: NBR-HNBR giallo - yellow - Gelb - jaune - amarillo

CODE	De mm	Radius	L mm	Z mm	g			€
181015900CG	15	1,2 De	38	18	46	4	200	12,29
181018900CG	18	1,2 De	41,5	21,5	58	4	160	14,06
181022900CG	22	1,2 De	47	26	78	4	100	16,97
181028900CG	28	1,2 De	56	33	116	4	60	22,60
181035900G	35	1,2 De	68	42	162	1	40	36,63
181042900G	42	1,2 De	80	50	231	1	25	62,91
181054900G	54	1,2 De	100	64	367	1	18	87,76
181076900G*	76,1	1,2 De	160	105	1150	1	2	212,34
181088900G*	88,9	1,2 De	182	122	1580	1	2	258,29
181108900G*	108	1,2 De	220	145	2250	1	2	352,31

(*) DN 76,1-88-108 Solo DVGW-ÖVGW - Only DVGW-ÖVGW - Nur DVGW-ÖVGW - Seulement DVGW-ÖVGW - Sólo DVGW-ÖVGW


181/901 G
≤54 B 10 13
76÷108 B 10 14
CURVA 90° MF

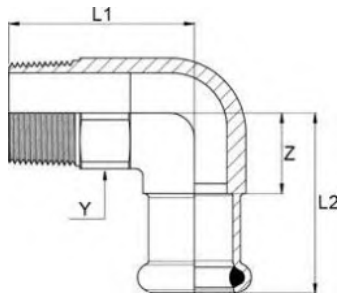
- 90° ELBOW MF
- BOGEN 90° IA
- COUDE MF 90°
- CURVA 90° HM

MATERIAL: AISI 316L – 1.4404

O-RING: NBR-HNBR giallo - yellow - Gelb - jaune - amarillo




CODE	De mm	Radius	L mm	H mm	Z mm	g		€	
181015901CG	15	1,2 De	38	48	18	46	4	200	12,90
181018901CG	18	1,2 De	41,5	48,5	21,5	56	4	160	14,64
181022901CG	22	1,2 De	47	57	26	79	4	100	17,55
181028901CG	28	1,2 De	56	64	33	115	4	60	22,03
181035901G	35	1,2 De	68	82	42	176	1	40	33,53
181042901G	42	1,2 De	80	101	50	253	1	25	60,91
181054901G	54	1,2 De	100	120	64	390	1	18	88,25
181076901G*	76,1	1,2 De	160	180	105	1150	1	2	218,38
181088901G*	88,9	1,2 De	182	197	122	1580	1	2	265,68
181108901G*	108	1,2 De	220	236	145	2250	1	2	362,37

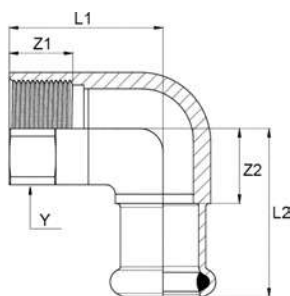
(*) DN 76,1-88-108 Solo DVGW-ÖVGW - Only DVGW-ÖVGW - Nur DVGW-ÖVGW - Seulement DVGW-ÖVGW - Sólo DVGW-ÖVGW

**197 G****GOMITO MISTO 90° FILETTO M**

- ELBOW ADAPTER 90° WITH MALE THREAD
- ÜBERGANGSWINKEL 90° AG
- EQUERRE 90° AVEC FILETAGE M
- CODO MACHO




MATERIAL: AISI 316L - 1.4404**O-RING:** NBR giallo - yellow - Gelb - jaune - amarillo**THREAD:** EN 10226-1 (ex ISO 7/1)

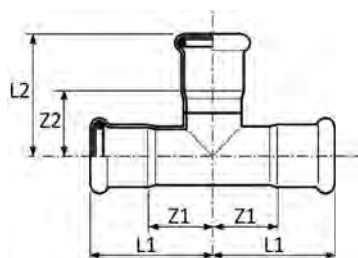
CODE	De x R mm x inch	L1 mm	L2 mm	Z mm	Y mm				€
197102015G	15 x 1/2"	37	36	16	22	87	4	100	26,04
197102018G	18 x 1/2"	37	36	16	22	93	4	100	29,80
197304022G	22 x 3/4"	44	43	22	28	164	4	60	38,18
197304028G	28 x 3/4"	44	45	22	28	195	4	60	50,92
197100028G	28 x 1"	56	50	27	36	332	4	60	51,41
197114035G	35 x 1 1/4"	63	76,5	50,5	46	476	1	40	65,29
197112042G	42 x 1 1/2"	67,5	80	50	50	533	1	30	109,90
197200054G	54 x 2"	78,5	91,5	56	65	899	1	15	139,59

**198 G****GOMITO MISTO 90° FILETTO F**

- ELBOW ADAPTER 90° WITH FEMALE THREAD
- ÜBERGANGSWINKEL 90° IG
- EQUERRE 90° AVEC FILETAGE F
- CODO HEMBRA




MATERIAL: AISI 316L - 1.4404**O-RING:** NBR giallo - yellow - Gelb - jaune - amarillo**THREAD:** EN 10226-1 (ex ISO 7/1)

CODE	De x Rp mm x inch	L1 mm	L2 mm	Z1 mm	Z2 mm	Y mm				€
198102015G	15 x 1/2"	33	36	15	16	24	92	4	100	27,46
198102018G	18 x 1/2"	33	36	15	16	24	99	4	100	31,56
198304022G	22 x 3/4"	38	43	19	22	30	154	4	60	38,50
198102028G	28 x 1/2"	33	39	15	16	24	126	4	60	37,56
198100028G	28 x 1"	48	50	21	27	38	309	4	60	50,27
198114035G	35 x 1 1/4"	48	76,5	21	50,5	46	379	1	30	82,83
198112042G	42 x 1 1/2"	51	80	21	50	50	390	1	25	90,23
198200054G	54 x 2"	66	92	26	56	65	749	1	10	105,21

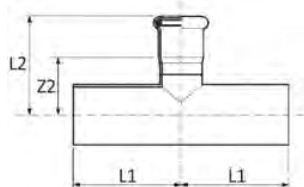

182 G
≤54 B 10 13
76÷108 B 10 14
“T”

- EQUAL TEE
- T-STÜCK
- TÉ ÉGAL
- TE IGUAL HHH

MATERIAL: AISI 316L – 1.4404
O-RING: NBR-HNBR giallo - yellow - Gelb - jaune - amarillo




CODE	De mm	L1 mm	L2 mm	Z1 mm	Z2 mm				€
182015000G	15	34	39	14	19	67	4	100	22,50
182018000G	18	37	41	16	21	80	4	100	25,85
182022000G	22	39	45	18	24	106	4	100	27,21
182028000G	28	44	50	21	27	145	4	65	32,72
182035000G	35	51	57	25	31	201	1	35	40,77
182042000G	42	59	65	28	35	260	1	20	57,67
182054000G	54	70	77	34	42	404	1	16	68,75
182076000G*	76,1	108	118	53	63	1275	1	2	398,56
182088000G*	88,9	132	131	72	71	1535	1	2	436,38
182108000G*	108	155	160	80	85	2115	1	2	537,86

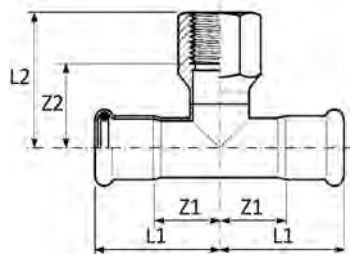
[*] DN 76,1-88-108 Solo DVGW-ÖVGW - Only DVGW-ÖVGW - Nur DVGW-ÖVGW - Seulement DVGW-ÖVGW - Sólo DVGW-ÖVGW


188 G
B 10 13
“T” RIDOTTO MFM

- REDUCING TEE MFM
- T-STÜCK MIT REDUZIERTEM ABGANG A/I/A
- TÉ RÉDUIT MFM
- TE REDUCIDA MHM

MATERIAL: AISI 316L – 1.4404
O-RING: NBR giallo - yellow - Gelb - jaune - amarillo

CODE	De mm	L1 mm	L2 mm	Z2 mm				€
188028022G	28 x 22 x 28	52,5	47	26	138	4	48	49,77
188035022G	35 x 22 x 35	60	50,5	29,5	185	1	30	56,20
188035028G	35 x 28 x 35	60	53,5	30,5	193	1	30	61,43
188042028G	42 x 28 x 42	69	57	34	256	1	20	68,18
188054028G	54 x 28 x 28	73,5	64,5	41,5	334	1	16	77,33

**189 G**




≤54 B 10 13

76÷108 B 10 14

“T” CON DERIVAZIONE FILETTO F

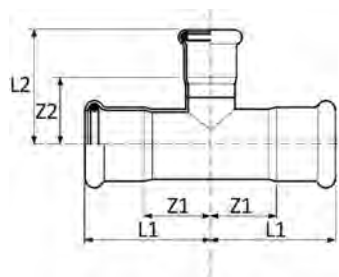
- BRANCH TEE FEMALE BSP OUTLET
- T-STÜCK MIT ABGANG IG
- TÉ MIXTE AVEC FILETAGE F
- TE HEMBRA ROSCADA

MATERIAL: AISI 316L - 1.4404**O-RING:** NBR-HNBR giallo - yellow - Gelb - jaune - amarillo**THREAD:** EN 10226-1 [ex ISO 7/1]

CODE	De x Rp x De mm x inch x mm	L1 mm	L2 mm	Z1 mm	Z2 mm				€
189102015G	** 15 x 1/2" x 15	36,5	22,5	16,5	8,5	117	4	100	24,87
189102018G	** 18 x 1/2" x 18	36	24	16	10	128	4	100	25,50
189304018G	** 18 x 3/4" x 18	38,5	26	18,5	11	147	4	100	31,09
189102022G	** 22 x 1/2" x 22	39	26	18	12	159	4	100	27,28
189304022G	** 22 x 3/4" x 22	41,5	30	20,5	14	184	4	100	31,14
189102028G	** 28 x 1/2" x 28	44	29	21	15	217	4	80	30,02
189304028G	** 28 x 3/4" x 28	44	30	21	14	221	4	60	35,66
189102035G	35 x 1/2" x 35	51	51	25	36	197	1	35	35,98
189304035G	35 x 3/4" x 35	51	54	25	37	205	1	30	43,61
189102042G	42 x 1/2" x 42	59	54	29	39	271	1	25	43,61
189304042G	42 x 3/4" x 42	59	57	29	41	277	1	25	47,80
189102054G	54 x 1/2" x 54	70	61	34	46	377	1	20	52,74
189304054G	54 x 3/4" x 54	70	64	34	48	391	1	20	57,16
189200054G	54 x 2" x 54	70	81	34	55	838	1	20	114,90
189304076G*	76,1 x 3/4" x 76,1	108	77	53	60	1040	1	2	348,82
189200076G*	76,1 x 2" x 76,1	108	93	53	67	1495	1	2	381,43
189304088G*	88,9 x 3/4" x 88,9	132	84	72	67	1255	1	2	376,29
189200088G*	88,9 x 2" x 88,9	132	100	72	74	1720	1	2	396,09
189304108G*	108 x 3/4" x 108	155	94	80	77	1700	1	2	461,20
189200108G*	108 x 2" x 108	155	110	80	84	2160	1	2	488,93

[*] DN 76,1-88-108 Solo DVGW-ÖVGW - Only DVGW-ÖVGW - Nur DVGW-ÖVGW - Seulement DVGW-ÖVGW - Sólo DVGW-ÖVGW




[**] senza saldatura - seamless - nahtlos - sans soudure - sin soldadura


192 G
≤54 B 10 13
76÷108 B 10 14
“T” RIDOTTO

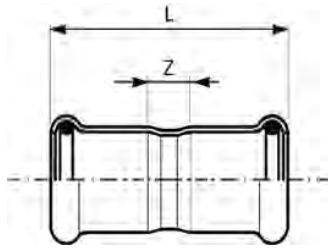
- REDUCING TEE
- T-STÜCK MIT REDUZIERTEM ABGANG
- TÉ RÉDUIT
- TE REDUCIDA HHH

MATERIAL: AISI 316L – 1.4404

O-RING: NBR-HNBR giallo - yellow - Gelb - jaune - amarillo




CODE	De mm	L1 mm	L2 mm	Z1 mm	Z2 mm				€
192018015G	18 x 15 x 18	37	41	16	21	80	4	100	21,78
192022015G	22 x 15 x 22	39	43	18	23	95	4	100	22,79
192022018G	22 x 18 x 22	39	44	18	23	98	4	100	23,98
192028015G	28 x 15 x 28	44	46	21	26	126	4	60	27,11
192028018G	28 x 18 x 28	44	46	21	26	130	4	60	28,38
192028022G	28 x 22 x 28	44	47	21	26	135	4	50	30,26
192035015G	35 x 15 x 35	51	49	25	29	158	1	40	35,32
192035018G	35 x 18 x 35	51	50	25	30	163	1	40	35,86
192035022G	35 x 22 x 35	51	51	25	30	167	1	40	36,94
192035028G	35 x 28 x 35	51	54	25	31	171	1	35	38,45
192042022G	42 x 22 x 42	59	54	29	33	237	1	20	52,95
192042028G	42 x 28 x 42	59	57	29	34	243	1	20	54,18
192042035G	42 x 35 x 42	59	61	29	35	272	1	25	55,37
192054022G	54 x 22 x 54	70	62	34	41	340	1	20	58,41
192054028G	54 x 28 x 54	70	65	34	42	345	1	20	60,85
192054035G	54 x 35 x 54	70	68	34	42	361	1	20	62,05
192054042G	54 x 42 x 54	70	72	34	42	376	1	15	66,47
192076054G*	76,1 x 54 x 76,1	108	91	53	55	1065	1	2	416,23
192088028G*	88,9 x 28 x 88,9	132	84	72	61	1225	1	2	349,64
192088054G*	88,9 x 54 x 88,9	132	98	72	63	1280	1	2	426,05
192088076G*	88,9 x 76,1 x 88,9	132	125	72	70	1485	1	2	454,37
192108028G*	108 x 28 x 108	155	94	80	71	1670	1	2	372,13
192108076G*	108 x 76,1 x 108	155	135	80	80	1930	1	2	486,49
192108088G*	108 x 88,9 x 108	155	141	80	81	1965	1	2	561,99

[*] DN 76,1-88-108 Solo DVGW-ÖVGW - Only DVGW-ÖVGW - Nur DVGW-ÖVGW - Seulement DVGW-ÖVGW - Sólo DVGW-ÖVGW

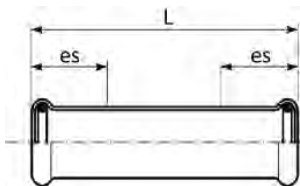
**183/000 G**
≤54 B 10 13
76÷108 B 10 14
MANICOTTO

- COUPLING
- MUFFE
- MANCHON
- MANGUITO HH

MATERIAL: AISI 316L - 1.4404**O-RING:** NBR-HNBR giallo - yellow - Gelb - jaune - amarillo




CODE	De mm	L mm	Z mm				€
183015000G	15	49	9	35	4	200	8,64
183018000G	18	50	10	42	4	200	9,85
183022000G	22	53	11	54	4	200	11,33
183028000G	28	56	10	71	4	100	12,98
183035000G	35	63	10	97	1	50	16,41
183042000G	42	72	12	136	1	40	22,25
183054000G	54	83	13	198	1	30	26,96
183076000G*	76,1	142	32	635	1	4	134,18
183088000G*	88,9	166	46	765	1	4	153,30
183108000G*	108	203	41	1170	1	2	194,94

[*] DN 76,1-88-108 Solo DVGW-ÖVGW - Only DVGW-ÖVGW - Nur DVGW-ÖVGW - Seulement DVGW-ÖVGW - Sólo DVGW-ÖVGW

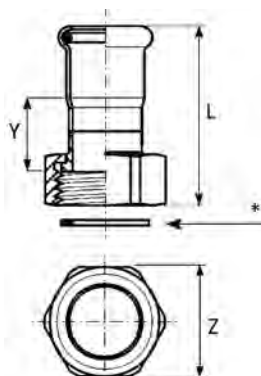
**183/001 G**
≤54 B 10 13
76÷108 B 10 14
MANICOTTO PASSANTE

- SLIP COUPLING
- SCHIEBEMUFFE
- MANCHON LONG
- MANGUITO SIN TOPE

MATERIAL: AISI 316L - 1.4404**O-RING:** NBR-HNBR giallo - yellow - Gelb - jaune - amarillo

CODE	De mm	L mm	es mm				€
183015001G	15	81	25	56	4	200	17,13
183018001G	18	81	25	66	4	200	17,87
183022001G	22	84,5	25	83	4	200	20,73
183028001G	28	92	30	114	4	100	24,30
183035001G	35	102,5	30	153	1	50	31,24
183042001G	42	117,5	40	217	1	40	37,23
183054001G	54	139	40	321	1	30	47,64
183076001G*	76,1	230	60	940	1	2	376,08
183088001G*	88,9	260	70	1240	1	2	427,32
183108001G*	108	310	80	1835	1	2	528,61

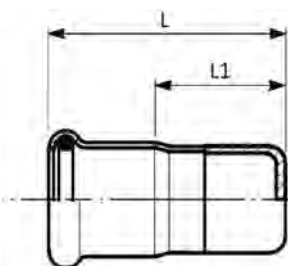
[*] DN 76,1-88-108 Solo DVGW-ÖVGW - Only DVGW-ÖVGW - Nur DVGW-ÖVGW - Seulement DVGW-ÖVGW - Sólo DVGW-ÖVGW

B 10 13

183/002 G
MANICOTTO CON DADO FOLLE

- VALVE CONNECTOR
- ANSCHLUSSVERSCHRAUBUNG
- RACCORD ÉCROU LIBRE
- RÁCOR DOS PIEZAS

MATERIAL: AISI 316L – 1.4404
O-RING: NBR giallo - yellow - Gelb - jaune - amarillo
GASKET: [*]: HNBR giallo - yellow - Gelb - jaune - amarillo
THREAD: ISO 228/1 (ex DIN 259)

CODE	De x G mm x inch	L mm	Z mm	Y mm	Gasket mm				€
183015012G	15 x 1/2"	48,5	27	23	18x10 thk 2,5	83	4	100	25,72
183015002G	15 x 3/4"	50	30	26	24x14 thk 2,5	66	4	120	26,01
183018012G	18 x 1/2"	49	27	23,5	18x10 thk 2,5	91	4	100	28,46
183018002G	18 x 3/4"	50	30	23	24x14 thk 2,5	65	4	100	28,50
183022012G	22 x 3/4"	50	30	19,5	24x14 thk 2,5	78	4	100	33,43
183022002G	22 x 1"	52	36	23	30x20 thk 2,5	87	4	100	33,42
183028012G	28 x 1"	52	36	19,5	30x20 thk 2,5	105	4	100	41,47
183028002G	28 x 1 1/4"	57	46	25	39x27 thk 2,5	136	4	100	41,47
183035012G	35 x 1 1/4"	57,5	46	20,5	39x27 thk 2,5	163	1	50	47,08
183035002G	35 x 1 1/2"	63	52	26	44,5x34 thk 2,5	186	1	50	47,08
183042022G	42 x 1 1/2"	63,5	52	21	44,5x34 thk 2,5	217	1	30	63,52
183042012G	42 x 1 3/4"	68	58	27	50,5x40 thk 2,5	223	1	30	63,52
183042002G	42 x 2"	68	64	27	56x42 thk 2,5	266	1	30	83,54
183054022G	54 x 2"	72	67	23	56x42 thk 2,5	301	1	30	76,51
183054012G	54 x 2 3/8"	77	75	30	65,5x53,5 thk 3	375	1	20	85,45
183054002G	54 x 2 1/2"	77	81	30	71,5x53 thk 3	439	1	20	119,44

≤54 B 10 13
76÷108 B 10 14

183/003 G
TAPPO DI CHIUSURA

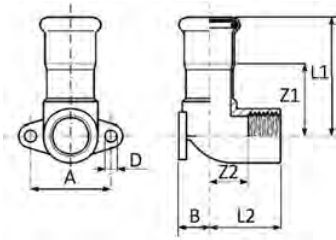
- STOP END
- VERSCHLUSSKAPPE
- BOUCHON D'OBTURATION
- TAPÓN

MATERIAL: AISI 316L – 1.4404
O-RING: NBR-HNBR giallo - yellow - Gelb - jaune - amarillo

CODE	De mm	L mm	L1 mm				€
183015003G	15	26	5	26	4	200	12,21
183018003G	18	26	5	32	4	200	12,71
183022003G	22	27	5	43	4	200	14,77
183028003G	28	29	5	61	4	100	20,32
183035003G	35	52	26	95	1	50	23,18
183042003G	42	56	26	126	1	40	35,59
183054003G	54	62	27	185	1	35	41,98
183076003G*	76,1	93	38	540	1	10	91,83
183088003G*	88,9	99	39	630	1	10	111,62
183108003G*	108	117	42	935	1	2	137,26




[*] DN 76,1-88-108 Solo DVGW-ÖVGW - Only DVGW-ÖVGW - Nur DVGW-ÖVGW - Seulement DVGW-ÖVGW - Sólo DVGW-ÖVGW

B 1013

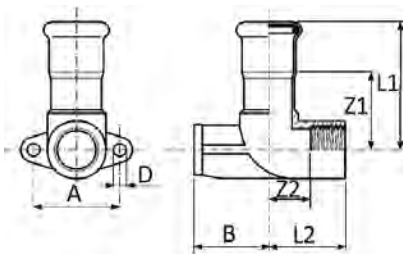
**185/000 G****GOMITO MISTO 90° FF**

- WALL PLATE ELBOW 90° FF
- DECKENWINKEL 90° I/I
- EQUERRE 90° FF
- CODO PLACA HH

MATERIAL: AISI 316L - 1.4404**O-RING:** NBR giallo - yellow - Gelb - jaune - amarillo**THREAD:** EN 10226-1 (ex ISO 7/1)




CODE	De x Rp mm x inch	L1 mm	L2 mm	Z1 mm	Z2 mm	A mm	B mm	D mm				€
185102015G	15 x 1/2"	50	30	30	17	34	13	5	98	4	100	30,67
185102018G	18 x 1/2"	51	30	31	17	34	13	5	109	4	100	31,80
185304022G	22 x 3/4"	55	34	34	19	40	17	6	166	4	100	45,70

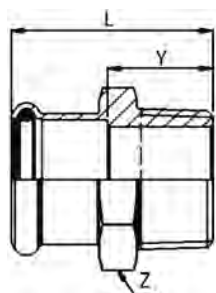
B 1013

**185/001 G****GOMITO MISTO 90° FF CON DISTANZIALE**

- EXTENSION WALL PLATE ELBOW 90° FF
- DECKENWINKEL 90°/W - I/I
- EQUERRE 90° FF AVEC SUPPORT D'AVANCEMENT
- CODO PLACA HH CON ESPACIADOR




MATERIAL: AISI 316L - 1.4404**O-RING:** NBR giallo - yellow - Gelb - jaune - amarillo**THREAD:** EN 10226-1 (ex ISO 7/1)

CODE	De x Rp mm x inch	L1 mm	L2 mm	Z1 mm	Z2 mm	A mm	B mm	D mm				€
185100122G	22 x 1"	59	35	38	15	50	30	6,5	252	4	48	50,79
185100128G	28 x 1"	62	35	39	15	50	30	6,5	264	4	48	50,79

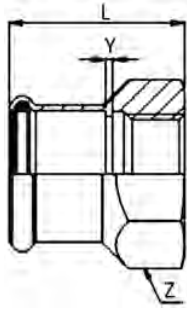

187 G
≤54 B 10 13
76÷108 B 10 14
**MANICOTTO MISTO
FILETTO M**

- MALE ADAPTER
- ÜBERGANGSSTÜCK MIT AG
- RACCORD AVEC FILETAGE MALE
- UNIÓN MACHO

MATERIAL: AISI 316L – 1.4404
O-RING: NBR-HNBR giallo – yellow – Gelb –
 jaune – amarillo
THREAD: EN 10226-1 (ex ISO 7/1)

CODE	DexR mm x inch	L mm	Z mm	Y mm				€
187308015G	15 x 3/8"	38	24	18	46	4	200	21,06
187102015G	15 x 1/2"	41	24	21	54	4	200	21,76
187304015G	15 x 3/4"	43	30	23	101	4	200	22,12
187102018G	18 x 1/2"	41	27	21	58	4	200	23,70
187304018G	18 x 3/4"	44	30	24	94	4	100	24,30
187102022G	22 x 1/2"	42	32	21	83	4	100	25,76
187304022G	22 x 3/4"	44	32	23	89	4	100	26,70
187100022G	22 x 1"	46	36	25	154	4	100	31,74
187304028G	28 x 3/4"	47	38	24	114	4	100	36,18
187100028G	28 x 1"	48	38	25	123	4	100	38,46
187114028G	28 x 1"1/4	53	46	30	274	4	48	47,03
187100035G	35 x 1"	52	45	25	173	1	50	43,74
187114035G	35 x 1"1/4	55	46	28	180	1	50	50,83
187112035G	35 x 1"1/2	55	50	28	278	1	50	59,95
187114042G	42 x 1"1/4	59	55	28	240	1	40	68,12
187112042G	42 x 1"1/2	59	55	28	236	1	40	73,88
187112054G	54 x 1"1/2	65	65	29	356	1	40	98,61
187200054G	54 x 2"	71	65	35	362	1	32	103,79
187212076G*	76,1 x 2"1/2	98	83	43	769	1	8	437,57
187300088G*	88,9 x 3"	111	98	51	1218	1	4	653,76
187400108G*	108 x 4"	132	118	57	1842	1	2	752,62

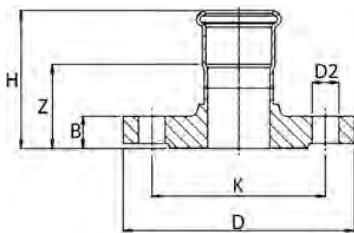
[*] DN 76,1-88-108 Solo DVGW-ÖVGW-SZU - Only DVGW-ÖVGW-SZU - Nur DVGW-ÖVGW-SZU - Seulement DVGW-ÖVGW-SZU - Sólo DVGW-ÖVGW-SZU

**190 G****B 10 13****MANICOTTO MISTO FILETTO F**

- FEMALE ADAPTER
- ÜBERGANGSSTÜCK MIT IG
- RACCORD AVEC FILETAGE FEMELLE
- UNIÓN HEMBRA

MATERIAL: AISI 316L - 1.4404**O-RING:** NBR giallo - yellow - Gelb - jaune - amarillo**THREAD:** EN 10226-1 (ex ISO 7/1)

CODE	De x Rp mm x inch	L mm	Z mm	Y mm	g			€
190102015G	15 x 1/2"	38	27	2	64	4	100	23,44
190304015G	15 x 3/4"	39	32	2	75	4	100	24,47
190102018G	18 x 1/2"	38	27	2	89	4	100	24,73
190304018G	18 x 3/4"	39	32	2	80	4	100	25,87
190102022G	22 x 1/2"	39	32	2	99	4	100	26,27
190304022G	22 x 3/4"	40	32	2	82	4	100	30,81
190100022G	22 x 1"	43	41	2	148	4	100	36,39
190304028G	28 x 3/4"	42	38	2	130	4	100	35,17
190100028G	28 x 1"	45	41	2	158	4	100	48,17
190114028G	28 x 1"1/4	48	46	2	148	4	60	53,52
190100035G	35 x 1"	49	46	2	216	1	50	46,35
190114035G	35 x 1"1/4	52	46	2	170	1	40	52,55
190112035G	35 x 1"1/2	52	55	2	284	1	40	60,11
190114042G	42 x 1"1/4	56	55	2	259	1	40	59,46
190112042G	42 x 1"1/2	56	55	2	243	1	40	81,93
190112054G	54 x 1"1/2	60	65	1	420	1	30	89,23
190200054G	54 x 2"	65	65	2	314	1	25	121,98

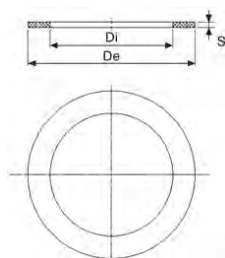
**193 G****≤54 B 10 13****76÷108 B 10 14****MANICOTTO FLANGIATO**

- ADAPTOR FLANGE
- ÜBERGANGSFLANSCH
- BRIDE DE RACCORDEMENT
- BRIDA ADAPTADOR

MATERIAL: AISI 316L - 1.4404**O-RING:** NBR-HNBR giallo - yellow - Gelb - jaune - amarillo**PN 16**



CODE	De mm	DN flg	H mm	Z mm	B mm	D mm	D2 mm	Holes Nr.	K mm	g			€
193015000G	15	15	55	35	14	95	14	4	65	660	1	20	97,16
193018000G	18	15	55,5	35,5	14	95	14	4	65	660	1	20	99,88
193022000G	22	20	58,5	37,5	16	105	14	4	75	945	1	14	116,15
193028000G	28	25	61,5	38,5	16	115	14	4	85	1140	1	10	142,03
193035000G	35	32	65,5	39,5	16	140	18	4	100	1640	1	6	200,43
193042000G	42	40	69	39	16	150	18	4	110	1800	1	6	235,19
193054000G	54	50	78	42	18	165	18	4	125	2450	1	4	290,00
193076000G*	76,1	65	105	50	18	185	18	4	145	3184	1	2	474,38
193088000G*	88,9	80	116	56	20	200	18	8	160	3950	1	2	566,00
193108000G*	108	100	132	57	20	220	18	8	180	4729	1	2	673,79

[*] DN 76,1-88-108 Solo DVGW-ÖVGW - Only DVGW-ÖVGW - Nur DVGW-ÖVGW - Seulement DVGW-ÖVGW - Sólo DVGW-ÖVGW


434/PN10-16 GAS
R 30 30
GUARNIZIONE ECOLOGICA PER FLANGE

- GASKET FOR FLANGE
- FLANSCHDICHTUNG
- JOINT POUR BRIDE
- JUNTA ECOLÓGICA PARA BRIDA

**PN
10/16**
MATERIAL: NA 1100 - asbestos free
NORM: EN 1092-1

CODE	DN	De mm	Di mm	S mm			€
434015000G	15 - (1/2")	50	20	2	6	10	2,63
434020000G	20 - (3/4")	60	25	2	8	10	3,30
434025000G	25 - (1")	70	30	2	10	10	4,22
434032000G	32 - (1 1/4")	82	38	2	14	10	5,15
434040000G	40 - (1 1/2")	92	45	2	17	10	6,88
434050000G	50 - (2")	108	57	2	22	10	8,47
434065000G	65 - (2 1/2")	127	76	2	27	10	10,96
434080000G	80 - (3")	142	89	2	30	10	13,13
434100000G	100 - (4")	162	108	2	38	10	15,42

NA 1100 - esente amianto: fibre di carbonio e grafite legate con gomma NBR indicata per uso universale con alte temperature e pressioni elevate.

IMPIEGHI: adatta per la tenuta con i derivati del petrolio, acqua, vapori saturi, solventi, gas e prodotti chimici in generale

LIMITI DI IMPIEGO ORIENTATIVI

Standard 250°C / 70 bar

Vapore saturo 250°C / 40 bar

Massimi 450°C / 130 bar

OMOLOGAZIONI: DVGW per tenuta gas secondo DIN 3535 p. 6 - KTW per guarnizioni a contatto con acqua potabile

NA 1100 - asbestos-free: carbon fibers and graphite bonded with NBR rubber suitable for universal use with high temperatures and high pressures.

APPLICATIONS: suitable for sealing with petroleum derivatives, water, saturated steam, solvents, gases and chemical products in general.

GUIDELINE LIMITS

Standard 250° C / 70 bar

Saturated steam 250° C / 40 bar

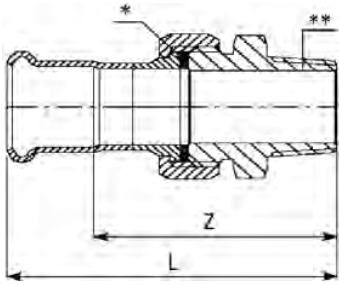
Maximum 450° C / 130 bar

APPROVALS: DVGW for gas -DIN 3535 p. 6 - KTW for gaskets in contact with drinking water

B 1013

184/002 G**BOCCHETTONE SEDE PIANA FILETTO M**

- STRAIGHT MALE UNION CONNECTOR
- DURCHGANGSVERSCHRAUBUNG MIT AUSSENGEWINDE
- RACCORD UNION FILETÉ
- RÁCOR 3 PIEZAS ROSCADO MACHO

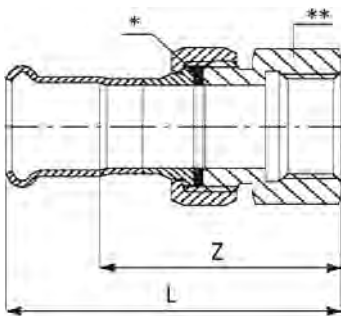
MATERIAL: AISI 316L - 1.4404**FITTING:** [**]: ottone - brass - Messing - laiton - latón**O-RING:** NBR giallo - yellow - Gelb - jaune - amarillo**GASKET:** [*]: HNBR giallo - yellow - Gelb - jaune - amarillo**THREAD:** EN 10226-1 [ex ISO 7/1]

CODE	De x R mm x inch	L mm	Z mm	Gasket mm	g			€
184015002G	15 x 1/2"	77	56	24x14 thk 2,5	142	4	140	46,06
184018002G	18 x 1/2"	77	56	24x14 thk 2,5	144	4	120	52,42
184022122G	22 x 1/2"	79	54	30x20 thk 2,5	199	4	80	53,98
184022002G	22 x 3/4"	81	59	30x20 thk 2,5	202	4	80	53,98
184028342G	28 x 3/4"	87	64	39x27 thk 2,5	370	4	48	88,38
184028002G	28 x 1"	90	67	39x27 thk 2,5	364	4	48	88,38
184035002G	35 x 1"1/4	101	74	44,5x34 thk 2,5	540	1	35	112,76
184042002G	42 x 1"1/2	105	74	50,5x40 thk 2,5	563	1	25	129,48
184054002G	54 x 2"	118	83	65,5x53,5 thk 3	823	1	20	222,44

B 1013

184/003 G**BOCCHETTONE SEDE PIANA FILETTO F**

- STRAIGHT FEMALE UNION CONNECTOR
- DURCHGANGSVERSCHRAUBUNG MIT INNENGEWINDE
- RACCORD UNION TARAUDÉ
- RÁCOR 3 PIEZAS HEMBRA

MATERIAL: AISI 316L - 1.4404**FITTING:** [**]: ottone - brass - Messing - laiton - latón**O-RING:** NBR giallo - yellow - Gelb - jaune - amarillo**GASKET:** [*]: HNBR giallo - yellow - Gelb - jaune - amarillo**THREAD:** EN 10226-1 [ex ISO 7/1]

CODE	De x Rp mm x inch	L mm	Z mm	Gasket mm	g			€
184015003G	15 x 1/2"	71	50	24x14 thk 2,5	140	4	140	46,06
184018003G	18 x 1/2"	72	51	24x14 thk 2,5	145	4	100	55,49
184022123G	22 x 1/2"	75	54	30x20 thk 2,5	253	4	80	60,30
184022003G	22 x 3/4"	76	54	30x20 thk 2,5	213	4	80	60,30
184028343G	28 x 3/4"	83	60	39x27 thk 2,5	483	4	48	76,21
184028003G	28 x 1"	83	60	39x27 thk 2,5	404	4	48	76,21
184035003G	35 x 1"1/4	93	66	44,5x34 thk 2,5	486	1	30	94,46
184042003G	42 x 1"1/2	97	66	50,5x40 thk 2,5	536	1	25	117,39
184054003G	54 x 2"	116	81	65,5x53,5 thk 3	1091	1	20	223,94

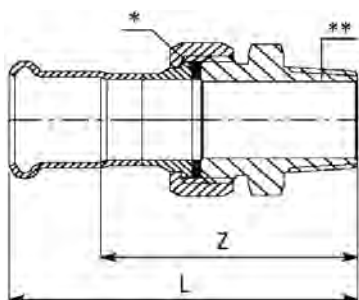
B 10 13




184/002 INOX G

BOCCHETTONE SEDE PIANA FILETTO M

- STRAIGHT MALE UNION CONNECTOR
- DURCHGANGSVERSCHRAUBUNG MIT AUSSENGEWINDE
- RACCORD UNION FILETÉ
- RÁCOR 3 PIEZAS ROSCADO MACHO

MATERIAL: AISI 316L – 1.4404
FITTING: [**]: AISI 316L – 1.4404
O-RING: NBR giallo - yellow - Gelb - jaune - amarillo
GASKET: [*]: HNBR giallo - yellow - Gelb - jaune - amarillo
THREAD: EN 10226-1 (ex ISO 7/1)



CODE	De x R mm x inch	L mm	Z mm	Gasket mm				€
184015002IG	15 x 1/2"	77	56	24x14 thk 2,5	137	4	140	57,55
184018002IG	18 x 1/2"	77	56	24x14 thk 2,5	139	4	120	65,52
184022002IG	22 x 3/4"	81	59	30x20 thk 2,5	194	4	80	67,47
184028002IG	28 x 1"	90	67	39x27 thk 2,5	350	4	48	110,47
184035002IG	35 x 1 1/4"	101	74	44,5x34 thk 2,5	518	1	35	140,97

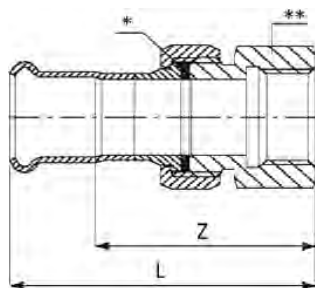
B 10 13




184/003 INOX G

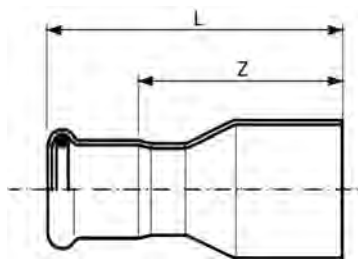
BOCCHETTONE SEDE PIANA FILETTO F

- STRAIGHT FEMALE UNION CONNECTOR
- DURCHGANGSVERSCHRAUBUNG MIT INNENGEWINDE
- RACCORD UNION TARAUDÉ
- RÁCOR 3 PIEZAS HEMBRA

MATERIAL: AISI 316L – 1.4404
FITTING: [**]: AISI 316L – 1.4404
O-RING: NBR giallo - yellow - Gelb - jaune - amarillo
GASKET: [*]: HNBR giallo - yellow - Gelb - jaune - amarillo
THREAD: EN 10226-1 (ex ISO 7/1)



CODE	De x Rp mm x inch	L mm	Z mm	Gasket mm				€
184015003IG	15 x 1/2"	71	50	24x14 thk 2,5	135	4	140	57,55
184018003IG	18 x 1/2"	72	51	24x14 thk 2,5	140	4	100	69,37
184022003IG	22 x 3/4"	76	54	30x20 thk 2,5	206	4	80	75,44
184028003IG	28 x 1"	83	60	39x27 thk 2,5	387	4	48	95,25
184035003IG	35 x 1 1/4"	93	66	44,5x34 thk 2,5	467	1	30	118,12

**191 G**




≤54 B 1013

76÷108 B 1014

RIDUZIONE MF

- REDUCER
- REDUZIERSTÜCK
- REDUCTION
- REDUCCIÓN MH

MATERIAL: AISI 316L - 1.4404**O-RING:** NBR-HNBR giallo - yellow - Gelb - jaune - amarillo

CODE	De mm	L mm	Z mm				€
191018015G	18 x 15	57	37	35	4	200	10,01
191022015G	22 x 15	64	44	43	4	200	10,95
191022018G	22 x 18	60	40	47	4	200	11,29
191028015G	28 x 15	76,5	56,5	50	4	148	14,20
191028018G	28 x 18	68	48	63	4	100	13,25
191028022G	28 x 22	65	44	66	4	100	13,19
191035015G	35 x 15	87	67	89	1	50	48,57
191035018G	35 x 18	81	61	87	1	50	49,17
191035022G	35 x 22	70	49	90	1	50	41,55
191035028G	35 x 28	71	48	98	1	50	32,00
191042015G	42 x 15	91	71	111	1	50	50,23
191042018G	42 x 18	92	72	114	1	50	50,38
191042022G	42 x 22	97	76	120	1	50	52,16
191042028G	42 x 28	93	70	130	1	50	53,34
191042035G	42 x 35	81	55	138	1	40	34,77
191054015G	54 x 15	103	83	158	1	40	55,72
191054018G	54 x 18	103	83	162	1	40	55,80
191054022G	54 x 22	104	83	169	1	40	58,78
191054028G	54 x 28	108,5	85,5	180	1	40	61,17
191054035G	54 x 35	108	82	193	1	35	76,17
191054042G	54 x 42	97,5	67,5	210	1	30	37,00
191076054G*	76,1 x 54	159	124	529	1	4	116,05
191088054G*	88,9 x 54	179	144	683	1	4	126,26
191088076G*	88,9 x 76,1	186	131	813	1	4	171,55
191108054G*	108 x 54	185	150	831	1	2	136,08
191108076G*	108 x 76,1	209	154	1022	1	2	176,62
191108088G*	108 x 88,9	210	150	1107	1	2	196,71

(*) DN 76,1-88-108 Solo DVGW-ÖVGW - Only DVGW-ÖVGW - Nur DVGW-ÖVGW - Seulement DVGW-ÖVGW - Sólo DVGW-ÖVGW

185/CON

B 1013

**PIASTRA SUPPORTO CONTATORE**

- SUPPORT PLATE FOR GAS METER
- GASZÄHLERANSCHLUSS-GRUNDPLATTE
- SUPPORT DE COMPTEUR À GAZ
- SOPORTE CONTADOR DA GAS

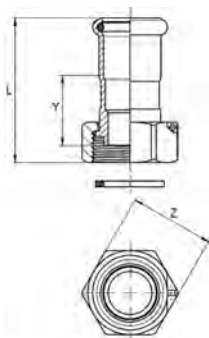
CODE	Dimensions mm x mm			€
185000CONG	90 x 345 x 12 mm	535	1	41,74


183/GP G
B 10 13
RACCORDO 2 PEZZI CON PRESA DI PRESSIONE

- 2 PCS VALVE CONNECTOR PRESSION OUTLET
- ANSCHLU.2P/DRUCKAUSGANG
- RACCORD 2P AVEC SORTIE PRESSION
- RÁCOR 2P PRECINTABLE C/PURGADOR

MATERIAL: AISI 316L – 1.4404
O-RING: NBR giallo - yellow - Gelb - jaune - amarillo
GASKET: NBR giallo - yellow - Gelb - jaune - amarillo
THREAD: ISO 228/1 (ex DIN 259)

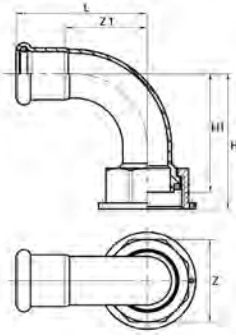
CODE	De x G mm x inch	L mm	Z mm	Y mm			€
183015304GP	15 x 3/4"	70	29	44	112	4	43,62
183015708GP	15 x 7/8"	74	34	47	160	4	49,50
183018304GP	18 x 3/4"	70	29	44,5	114	4	44,46
183018708GP	18 x 7/8"	74,5	34	47,5	156	4	50,31
183022304GP	22 x 3/4"	69,5	29	43	120	4	45,86
183022708GP	22 x 7/8"	73,5	34	45,5	149	4	51,45


183/GD G
B 10 13
RACCORDO 2 PEZZI CON DADO FOLLE

- 2 PCS VALVE CONNECTOR
- ANSCHLUSSVERSCHRAUBUNG
- RACCORD 2 PC/ÉCROU LIBRE
- RÁCOR 2P PRECINTABLE



MATERIAL: AISI 316L – 1.4404
O-RING: NBR giallo - yellow - Gelb - jaune - amarillo
GASKET: NBR giallo - yellow - Gelb - jaune - amarillo
THREAD: ISO 228/1 (ex DIN 259)

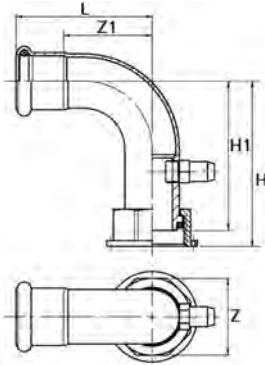
CODE	De x G mm x inch	L mm	Z mm	Y mm			€
183015020GD	15 x M20	51	24	24	54	4	29,33
183015102GD	15 x 1/2"	49	24	24	53	4	28,65
183018102GD	18 x 1/2"	48	24	23,5	56	4	29,48
183018304GD	18 x 3/4"	52	29	27,5	74	4	32,93
183018708GD	18 x 7/8"	55	34	28	98	4	44,64
183022304GD	22 x 3/4"	51,5	29	26	79	4	34,34
183022708GDA	22 x 7/8"	56,5	34	28,5	108	4	37,81
183028708GDA	28 x 7/8"	57	34	27	116	4	39,62
183028100GD	28 x 1"	58	36	28	119	4	41,02
183035114GD	35 x 1"1/4	62,5	45	28,5	180	1	48,26
183042112GD	42 x 1"1/2	73	52	33	266	1	60,46
183054200GD	54 x 2"	81	64	34,5	417	1	77,84

**183/GC G****B 10 13****RACCORDO CURVO 90° 2 PEZZI**

- 2 PCS VALVE CONNECTOR 90°
- ANSCHLUSSVERSCHRAUBUNG 90°
- RACCORD ÉCROU LIBRE 90° 2PC
- RÁCOR 90° 2P PRECINTABLE



MATERIAL: AISI 316L - 1.4404**O-RING:** NBR giallo - yellow - Gelb - jaune - amarillo**GASKET:** NBR giallo - yellow - Gelb - jaune - amarillo**THREAD:** ISO 228/1 (ex DIN 259)

CODE	De x G mm x inch	L mm	Z mm	Z1 mm	H mm	H1 mm			€
183018708GC	18 x 7/8"	54	34	34	52,5	45,5	126	4	57,47
183022708GC	22 x 7/8"	60	34	39	59	52	149	4	55,86

**183/GCP G****B 10 13****RACCORDO CURVO 90° 2 PEZZI CON PRESA PRESSIONE**

- 2 PCS VALVE CONNECTOR 90° PRESSION OUTLET
- ANSCHLUSSVERSCHRAUBUNG 90° MIT DRUCKAUSGANG
- RACCORD ÉCROU LIBRE 90° 2PC AVEC SORTIE PRESSION
- RÁCOR 90° 2P PRECINTABLE C/PURGADOR

MATERIAL: AISI 316L - 1.4404**O-RING:** NBR giallo - yellow - Gelb - jaune - amarillo**GASKET:** NBR giallo - yellow - Gelb - jaune - amarillo**THREAD:** ISO 228/1 (ex DIN 259)

CODE	De x G mm x inch	L mm	Z mm	Z1 mm	H mm	H1 mm			€
183018708GCP	18 x 7/8"	54	34	34	72	65	184	4	63,57
183022708GCP	22 x 7/8"	60	34	39	76	69	190	4	68,59


inoxPRES® GAS Guarnizione / Gasket NBR
Giallo | Yellow | Gelb | Jaune | Amarillo

Particolare sede tenuta attacco contatore
 Particular seal of gas meter fitting
 art. 183/GP G - 183/GD G - 183/GC G - 183/GC G

Campi di applicazione / Fields of application

inoxPRES[®] HT FREE SILICONE



Aria compressa
Compressed air



Ossigeno industriale O₂
Industrial oxygen O₂



Ozono O₃
Ozone O₃




Solare termico
Thermal solar



Olio / gasolio
Oil / diesel fuel

inoxPRES[®] HT FREE SILICONE O-ring FKM

Verde | Green | Grün | Vert | Verde



SCOPRI
LA GAMMA

inoxPRES[®] HT FREE SILICONE

DISCOVER
THE RANGE



Applicazioni industriali

- > Aria compressa
- > Ossigeno industriale O₂ (no alimentare/ospedaliero)
- > Ozono O₃
- > Solare termico P max 6 bar; T max 220°C
- > Olio / Gasolio

Utilizzare solo tubazioni "ricotte". Eventuali altre veicolazioni di fluidi particolari, devono essere valutate dall'ufficio tecnico di RM.

O-ring FKM verde

Industrial applications

- > Compressed air
- > Industrial Oxygen O₂ (no food/hospital)
- > Ozone O₃
- > Thermal solar P max 6 bar; T max 220°C
- > Oil/diesel fuel

Only "annealed" pipes can be used. Any other vehiculation of special fluids, must be evaluated from RM technical office.

Green FKM O-Ring

FOCUS ON **SILICONE
FREE**

IT

I componenti del sistema Inoxpres HT risultano sgrassati:

- in classe E sulla base del livello dei residui di sostanze volatili misurati in accordo allo standard ASTM F331-05;
- in classe D sulla base del livello dei residui di sostanze volatili misurati in accordo allo standard ASTM G 144-01;

[test report JOB ID 147 del 09/03/2017]

Gli o-ring FKM del sistema di raccordi a pressare:

- sono stati testati con Spettrofotometria ad infrarosso (FT-IR): non si è rilevata presenza di silicone [test report RA160100 del 15/04/2016]

EN

The components of Inoxpres HT system are degreased:

- Class E on the basis of the level of residues of volatile substances measured in accordance with ASTM F331-05 standards;
- Class D on the basis of the volatile residues level measured in accordance with ASTM G 144-01 standards;

[Test reports JOB ID 147 - 09.03.2017]

The FKM O-rings of press fitting system:

- are tested with infrared spectrophotometry (FT-IR): It has not detected the presence of silicon [Test report RA160100 - 15.04.2016]

DE

Die Komponenten des Inoxpres HT Systems sind entfettet:

- Klasse E auf der Grundlage des Rückstands an flüchtigen Stoffen, gemessen nach ASTM F331-05-Standard;
- Klasse D auf der Basis des flüchtigen Rückstandsniveaus, gemessen nach ASTM G 144-01 Standard;

[Prüfberichte JOB ID 147 - 09.03.2017]

Die FKM O-Ringe für Pressfitting:

- werden mit Infrarotspektrophotometrie (FT-IR) getestet: Es wurde das Vorhandensein von Silikon nicht nachgewiesen [Prüfbericht RA160100 - 15.04.2016]

FR

Les composants du système Inoxpres HT sont dégraissés:

- Classe E sur la base du niveau des résidus de substances volatiles mesuré selon la norme ASTM F331-05;
- Classe D sur la base du niveau des résidus de substances volatiles mesuré selon la norme ASTM G 144-01;

[Rapports d'essai JOB ID 147 - 09/03/2017]

Les joints FKM des systèmes de raccords à sertir:

- sont testés avec spectrophotométrie infrarouge (FT-IR): Il n'a pas détecté la présence de silicone [Rapports d'essai RA160100 - 15.04.2016]

ES

Los componentes del sistema HT Inoxpres están desengrasados según:

- Clase E: La medida del nivel de residuos de sustancias volátiles conforme a la norma ASTM F331-05;
- Clase D: La medida del nivel de residuos de sustancias volátiles conforme a la norma ASTM G 144-01;

[Informes de prueba N.º de trabajo 147, 09/03/2017]

Las juntas tóricas FKM del sistema prensado:

- Se han comprobado con una espectrofotometría infrarroja (FT-IR): No se ha detectado la presencia de silicona.

[Informes de prueba RA160100 de 15.04.2016]

Gamma dimensionale / Product range**∅ 15 ÷ 54 mm****A richiesta / On demand****∅ 76,1 ÷ 108 mm**

Altre figure possono essere fornite "a richiesta"

Other figures can be provided "on demand"

Andere Bilder kann "auf Anfrage" vorgesehen sein

D'autres figures peuvent être fournis "sur demande"

Otras figuras pueden ser proporcionadas "bajo demanda"

**116/300 6 m****B 30 31****TUBO PER IMPIANTI "SILICONE FREE"**

- PIPE FOR "SILICONE FREE" INSTALLATION
- ROHR FÜR "SILIKONFREIE" INSTALLATION
- TUBE POUR INSTALLATION "SANS SILICONE"
- TUBO PARA INSTALACIÓN "LIBRE DE SILICONA"

NORM: EN 10217-7 (DIN 17455) - EN 10312**Mat. Nr.: 1.4404 (AISI 316L) L=6 m****Ricotto - Annealed - Geglüht - Hypertrempé - Recocido**

CODE	Dimensions mm x mm	∅ int mm	L m	kg/m	Volume l/m	Minimum package m	Bundle m	€/m
116015300	15 x 1,0	13	6	0,351	0,133	60	1014	25,00
116018300	18 x 1,0	16	6	0,426	0,201	60	1014	26,87
116022300	22 x 1,2	19,6	6	0,625	0,302	60	762	36,05
116028300	28 x 1,2	25,6	6	0,805	0,514	30	546	44,22
116035300	35 x 1,5	32	6	1,258	0,804	30	546	65,16
116042300	42 x 1,5	39	6	1,521	1,194	30	366	78,13
116054300	54 x 1,5	51	6	1,972	2,042	30	366	99,09

Per sistema silicone free, utilizzare solo tubo Inoxpres ricotto.

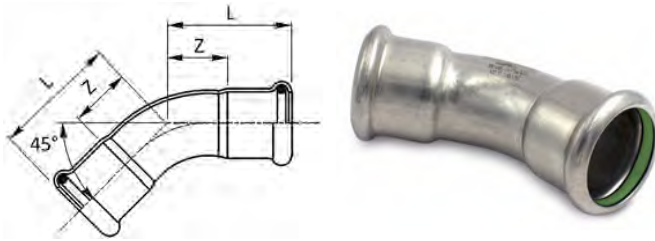
For silicone free system, only the annealed Inoxpres pipes must be used.

Für System freies Silikon, nur geglüht Inoxpres Rohre verwendet werden müssen.

Pour le système exempt de silicone, seuls les tuyaux hypertrempé Inoxpres doivent être utilisés.

Para el sistema libre de silicona, se deben utilizar únicamente tuberías recocida Inoxpres.

B 10 16

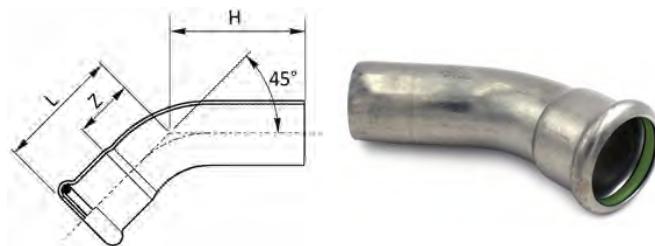
**181/450 HT****CURVA 45° FF**

- 45° ELBOW FF
- BOGEN 45° II
- COUDE FF 45°
- CURVA 45° HH

MATERIAL: AISI 316L - 1.4404**O-RING:** FKM verde - green - Grün - vert - verde**TYPE:** esente silicone - silicon free
Siliconfrei - sans silicone
libre de silicona

CODE	De mm	Radius	L mm	Z mm	g	€
181015450CHT	15	1,2 De	27,5	7,5	39	16,37
181018450CHT	18	1,2 De	29,5	9,5	48	18,09
181022450CHT	22	1,2 De	32	11	63	21,03
181028450CHT	28	1,2 De	37	14	90	25,28
181035450HT	35	1,2 De	43	17	127	29,90
181042450HT	42	1,2 De	51	21	177	48,43
181054450HT	54	1,2 De	62	30	273	62,16

B 10 16

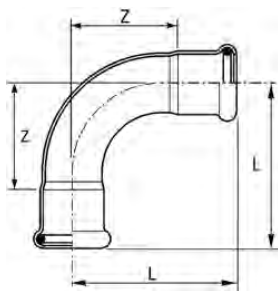
**181/451 HT****CURVA 45° MF**

- 45° ELBOW MF
- BOGEN 45° IA
- COUDE MF 45°
- CURVA 45° HM

MATERIAL: AISI 316L - 1.4404**O-RING:** FKM verde - green - Grün - vert - verde**TYPE:** esente silicone - silicon free
Siliconfrei - sans silicone
libre de silicona

CODE	De mm	Radius	L mm	H mm	Z mm	g	€
181015451CHT	15	1,2 De	27,5	36	7,5	38	16,37
181018451CHT	18	1,2 De	29,5	38	9,5	47	17,50
181022451CHT	22	1,2 De	32	42	11	63	19,85
181028451CHT	28	1,2 De	37	46	14	90	23,61
181035451HT	35	1,2 De	43	57,5	17	132	27,84
181042451HT	42	1,2 De	51	72	21	196	46,67
181054451HT	54	1,2 De	62	82	26	296	59,78

B 10 16





181/900 HT

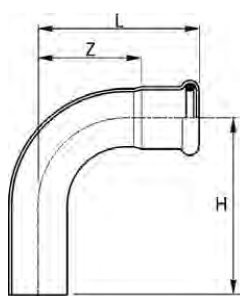
CURVA 90° FF

- 90° ELBOW FF
- BOGEN 90° II
- COUDE FF 90°
- CURVA 90° HH

MATERIAL: AISI 316L – 1.4404
O-RING: FKM verde - green - Grün - vert - verde
TYPE: esente silicone - silicon free
 Siliconfrei - sans silicone
 libre de silicóna

CODE	De mm	Radius	L mm	Z mm			€
181015900CHT	15	1,2 De	38	18	46	1	12,48
181018900CHT	18	1,2 De	41,5	21,5	58	1	14,27
181022900CHT	22	1,2 De	47	26	78	1	17,23
181028900CHT	28	1,2 De	56	33	116	1	22,94
181035900HT	35	1,2 De	68	42	162	1	37,18
181042900HT	42	1,2 De	80	50	231	1	63,88
181054900HT	54	1,2 De	100	64	367	1	89,12

B 10 16





181/901 HT

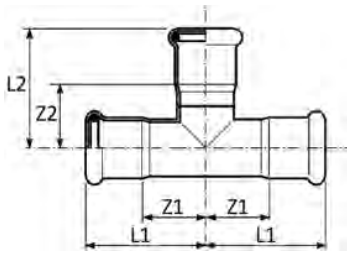
CURVA 90° MF

- 90° ELBOW MF
- BOGEN 90° IA
- COUDE MF 90°
- CURVA 90° HM

MATERIAL: AISI 316L – 1.4404
O-RING: FKM verde - green - Grün - vert - verde
TYPE: esente silicone - silicon free
 Siliconfrei - sans silicone
 libre de silicóna

CODE	De mm	Radius	L mm	H mm	Z mm			€
181015901CHT	15	1,2 De	38	48	18	46	1	13,09
181018901CHT	18	1,2 De	41,5	48,5	21,5	56	1	14,88
181022901CHT	22	1,2 De	47	57	26	79	1	17,84
181028901CHT	28	1,2 De	56	64	33	115	1	22,38
181035901HT	35	1,2 De	68	82	42	176	1	34,07
181042901HT	42	1,2 De	80	101	50	253	1	61,84
181054901HT	54	1,2 De	100	120	64	390	1	89,63

B1016

**182 HT**

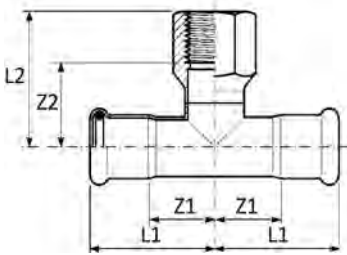
"T"

- EQUAL TEE
- T-STÜCK
- TÉ ÉGAL
- TE IGUAL HHH

MATERIAL: AISI 316L - 1.4404**O-RING:** FKM verde - green - Grün - vert - verde**TYPE:** esente silicone - silicon free
Siliconfrei - sans silicone
libre de silica

CODE	De mm	L1 mm	L2 mm	Z1 mm	Z2 mm	g	kg	€
182015000HT	15	34	39	14	19	67	1	22,83
182018000HT	18	37	41	16	21	80	1	26,27
182022000HT	22	39	45	18	24	106	1	27,63
182028000HT	28	44	50	21	27	145	1	33,22
182035000HT	35	51	57	25	31	201	1	41,41
182042000HT	42	59	65	28	35	260	1	58,58
182054000HT	54	70	77	34	42	404	1	69,81

B1016

**189 HT**

"T" CON DERIVAZIONE FILETTO F

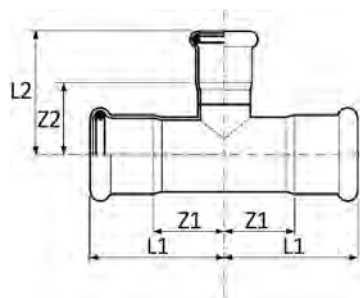
- BRANCH TEE FEMALE BSP OUTLET
- T-STÜCK MIT ABGANG IG
- TÉ MIXTE AVEC FILETAGE F
- TE HEMBRA ROSCADA

MATERIAL: AISI 316L - 1.4404**O-RING:** FKM verde - green - Grün - vert - verde**TYPE:** esente silicone - silicon free
Siliconfrei - sans silicone
libre de silica**THREAD:** EN 10226-1 (ex ISO 7/1)

CODE	De x Rp x De mm x inch x mm	L1 mm	L2 mm	Z1 mm	Z2 mm	g	kg	€
189102015HT*	15 x 1/2" x 15	36,5	22,5	16,5	8,5	117	1	25,25
189102018HT*	18 x 1/2" x 18	36	24	16	10	128	1	25,92
189102022HT*	22 x 1/2" x 22	39	26	18	12	159	1	27,71
189304022HT*	22 x 3/4" x 22	41,5	30	20,5	14	184	1	31,63
189102028HT*	28 x 1/2" x 28	44	29	21	15	217	1	30,48
189304028HT*	28 x 3/4" x 28	44	30	21	14	221	1	36,23
189100035HT	35 x 1" x 35	51	47	22	28	250	1	70,79
189100042HT	42 x 1" x 42	59	60	29	41	346	1	77,56
189102054HT	54 x 1/2" x 54	70	61	34	46	337	1	53,56
189304054HT	54 x 3/4" x 54	70	64	34	48	391	1	58,03
189200054HT	54 x 2" x 54	70	81	34	55	838	1	116,67

(*) senza saldatura - seamless - nahtlos - sans soudure - sin soldadura

B 10 16



192 HT

"T" RIDOTTO

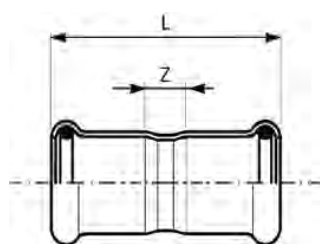
- REDUCING TEE
- T-STÜCK MIT REDUZIERTEM ABGANG
- TÉ RÉDUIT
- TE REDUCIDA HHH

MATERIAL: AISI 316L – 1.4404

O-RING: FKM verde - green - Grün - vert - verde

TYPE: esente silicone - silicon free
Siliconfrei - sans silicone
libre de silicona

CODE	De mm	L1 mm	L2 mm	Z1 mm	Z2 mm	g		€
192018015HT	18 x 15 x 18	36,5	41	15,5	21	80	1	22,11
192022018HT	22 x 18 x 22	39	44	18	23	98	1	24,34
192028022HT	28 x 22 x 28	44	47	21	26	135	1	30,74
192035022HT	35 x 22 x 35	51	51	25	30	167	1	37,51
192035028HT	35 x 28 x 35	51	54	25	31	171	1	39,04
192042028HT	42 x 28 x 42	59	57	29	34	243	1	55,02
192042035HT	42 x 35 x 42	59	61	29	35	272	1	56,22
192054035HT	54 x 35 x 54	70	68	34	42	361	1	63,02
192054042HT	54 x 42 x 54	70	72	34	42	376	1	67,50



183/000 HT

MANICOTTO

- COUPLING
- MUFFE
- MANCHON
- MANGUITO HH

MATERIAL: AISI 316L – 1.4404

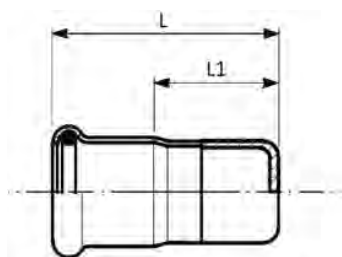
O-RING: FKM verde - green - Grün - vert - verde

TYPE: esente silicone - silicon free
Siliconfrei - sans silicone
libre de silicona

CODE	De mm	L mm	Z mm	g		€
183015000HT	15	49	9	35	1	8,78
183018000HT	18	50	10	42	1	10,01
183022000HT	22	53	11	54	1	11,51
183028000HT	28	56	10	71	1	13,19
183035000HT	35	63	10	97	1	16,66
183042000HT	42	72	12	136	1	22,60
183054000HT	54	83	13	198	1	27,41

B 10 16

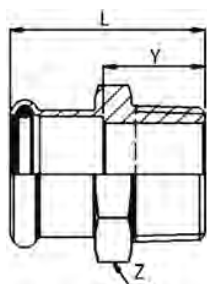
B1016

**183/003 HT****TAPPO DI CHIUSURA**

- STOP END
- VERSCHLUSSKAPPE
- BOUCHON D'OBTURATION
- TAPÓN

MATERIAL: AISI 316L – 1.4404**O-RING:** FKM verde – green – Grün – vert – verde**TYPE:** esente silicone – silicon free
Siliconfrei – sans silicone
libre de silicona

CODE	De mm	L mm	L1 mm	g		€
183015003HT	15	26	5	26	1	12,40
183018003HT	18	26	5	32	1	12,91
183022003HT	22	27	5	43	1	15,00
183028003HT	28	29	5	61	1	20,64
183035003HT	35	52	26	95	1	23,54
183042003HT	42	56	26	126	1	36,14
183054003HT	54	62	27	185	1	42,63

**187 HT**

B1016

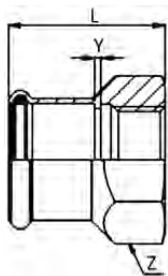
MANICOTTO MISTO FILETTO M

- MALE ADAPTER
- ÜBERGANGSSTÜCK MIT AG
- RACCORD AVEC FILETAGE MALE
- UNIÓN MACHO

MATERIAL: AISI 316L – 1.4404**O-RING:** FKM verde – green – Grün – vert – verde**TYPE:** esente silicone – silicon free
Siliconfrei – sans silicone
libre de silicona**THREAD:** EN 10226-1 (ex ISO 7/1)

CODE	De x R mm x inch	L mm	Z mm	Y mm	g		€
187102015HT	15 x 1/2"	41	24	21	54	1	22,10
187102018HT	18 x 1/2"	41	27	21	58	1	24,07
187102022HT	22 x 1/2"	42	32	21	83	1	26,16
187304022HT	22 x 3/4"	44	32	23	89	1	27,11
187100022HT	22 x 1"	46	36	25	154	1	32,24
187304028HT	28 x 3/4"	47	38	24	114	1	36,74
187100028HT	28 x 1"	48	38	25	123	1	39,05
187114035HT	35 x 1 1/4"	55	46	28	180	1	51,62
187112042HT	42 x 1 1/2"	59	55	28	236	1	75,02
187200054HT	54 x 2"	71	65	35	362	1	105,39

B 10 16



190 HT

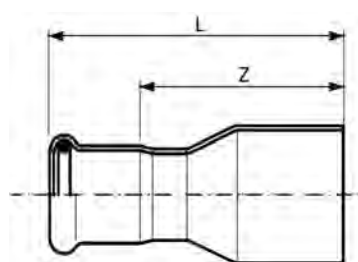
MANICOTTO MISTO FILETTO F

- FEMALE ADAPTER
- ÜBERGANGSSTÜCK MIT IG
- RACCORD AVEC FILETAGE FEMELLE
- UNIÓN HEMBRA

MATERIAL: AISI 316L – 1.4404
O-RING: FKM verde – green – Grün – vert – verde
TYPE: esente silicone – silicon free
 Siliconfrei – sans silicone
 libre de silicóna
THREAD: EN 10226-1 (ex ISO 7/1)

CODE	De x Rp mm x inch	L mm	Z mm	Y mm	g	kg	€
190102015HT	15 x 1/2"	38	27	2	64	1	23,80
190102018HT	18 x 1/2"	38	27	2	89	1	25,11
190304022HT	22 x 3/4"	40	32	2	82	1	31,28
190304028HT	28 x 3/4"	42	38	2	130	1	35,71
190100028HT	28 x 1"	45	41	2	158	1	48,91
190114035HT	35 x 1 1/4"	52	46	2	170	1	53,35
190112042HT	42 x 1 1/2"	56	55	2	243	1	83,21
190200054HT	54 x 2"	65	65	2	314	1	123,87

B 10 16



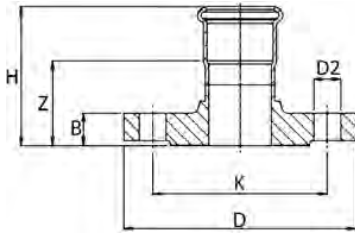
191 HT

RIDUZIONE MF

- REDUCER
- REDUZIERSTÜCK
- REDUCTION
- REDUCCIÓN MH



MATERIAL: AISI 316L – 1.4404
O-RING: FKM verde – green – Grün – vert – verde
TYPE: esente silicone – silicon free
 Siliconfrei – sans silicone
 libre de silicóna

CODE	De mm	L mm	Z mm	g	kg	€
191018015HT	18 x 15	57	37	35	1	10,16
191022018HT	22 x 18	60	60	47	1	11,47
191028015HT	28 x 15	56,5	76,5	50	1	14,42
191028022HT	28 x 22	65	44	66	1	13,39
191035028HT	35 x 28	71	48	98	1	32,50
191042035HT	42 x 35	81	55	138	1	35,36
191054042HT	54 x 42	97,5	67,5	210	1	37,57

**193/000 HT****MANICOTTO FLANGIATO**

- ADAPTOR FLANGE
- ÜBERGANGSFLANSCH
- BRIDE DE RACCORDEMENT
- BRIDA ADAPTADOR

MATERIAL: AISI 316L – 1.4404**O-RING:** FKM verde – green – Grün – vert – verde**TYPE:** esente silicone – silicon free
Siliconfrei – sans silicone
libre de silicona**PN 16**

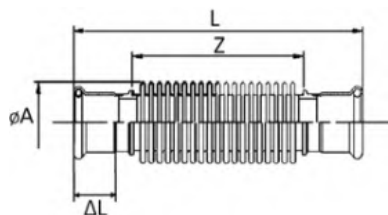
CODE	De mm	DN flg	H mm	Z mm	B mm	D mm	D2 mm	Holes Nr.	K mm			€
193015000HT	15	15	55	35	14	95	14	4	65	660	1	97,16
193018000HT	18	15	55,5	35,5	14	95	14	4	65	660	1	99,88
193022000HT	22	20	58,5	37,5	16	105	14	4	75	945	1	116,15
193028000HT	28	25	61,5	38,5	16	115	14	4	85	1140	1	142,03
193035000HT	35	32	65,5	39,5	16	140	18	4	100	1640	1	200,43
193042000HT	42	40	69	39	16	150	18	4	110	1800	1	235,19
193054000HT	54	50	78	42	18	165	18	4	125	2450	1	290,00



199 HT

COMPENSATORE DI DILATAZIONE

- EXPANSION COMPENSATOR
- WELLENKOMPENSATOR
- COMPENSATEUR D'EXPANSION
- DILATADOR

MATERIAL: AISI 316L – 1.4404
O-RING: FKM verde – green – Grün – vert – verde
TYPE: esente silicone – silicon free
 Siliconfrei – sans silicone
 libre de silicóna



CODE	De mm	L mm	Z mm	A mm			€
199015000HT	15	139	71	22	80	1	192,62
199018000HT	18	143	74	27	108	1	211,87
199022000HT	22	139	68	34	130	1	235,95
199028000HT	28	150	73	41	155	1	303,40
199035000HT	35	177	90	51	251	1	375,57
199042000HT	42	202	107	61	440	1	447,83
199054000HT	54	221	113	71	550	1	553,75

199 - Compensatore di dilatazione - Expansion compensator - Wellenkomensator Compensateur d'expansion - Dilatador

La corsa massima di lavoro non deve superare la corsa nominale sotto indicata / The maximum axial stroke must not exceed the nominal value below indicated
La course axiale maximum ne doit pas dépasser la course nominale indiquée ci-dessous / Der maximale Axialhub darf den unten angegebenen Nennwert nicht überschreiten / El rango máximo de trabajo no debe exceder el rango nominal abajo indicado

Code	DN	Cycles MAX	Temperature °C																							
			20°		40°		60°		80°		100°		120°		140°		160°		180°		200°					
			ΔL (mm)	P (bar)	ΔL (mm)	P (bar)	ΔL (mm)	P (bar)	ΔL (mm)	P (bar)	ΔL (mm)	P (bar)	ΔL (mm)	P (bar)	ΔL (mm)	P (bar)	ΔL (mm)	P (bar)	ΔL (mm)	P (bar)	ΔL (mm)	P (bar)				
199 / 15	15		16,0		14,7		13,6		12,6		11,8		11,4		10,9		10,6		10,2		9,9					
199 / 18	18		18,0		16,6		15,3		14,2		13,3		12,8		12,3		11,9		11,5		11,2					
199 / 22	22		20,0		18,4		17,0		15,8		14,8		14,2		13,7		13,2		12,8		12,4					
199 / 28	28	800	22,0	16	20,2	14,5	18,7	13,5	17,4	12,5	16,3	12	15,6	11,5	15,0	11	14,5	10,5	14,1	10,2	13,6	9,5				
199 / 35	35		26,0		23,9		22,1		20,5		19,2		18,5		17,8		17,2		16,6		16,1					
199 / 42	42		32,0		29,4		27,2		25,3		23,7		22,7		21,9		21,1		20,5		19,8					
199 / 54	54		36,0		33,1		30,6		28,4		26,6		25,6		24,6		23,8		23,0		22,3					

Code	DN	Cycles MAX	Temperature °C																							
			20°		40°		60°		80°		100°		120°		140°		160°		180°		200°					
			ΔL (mm)	P (bar)	ΔL (mm)	P (bar)	ΔL (mm)	P (bar)	ΔL (mm)	P (bar)	ΔL (mm)	P (bar)	ΔL (mm)	P (bar)	ΔL (mm)	P (bar)	ΔL (mm)	P (bar)	ΔL (mm)	P (bar)	ΔL (mm)	P (bar)				
199 / 15	15		11,2		10,3		9,5		8,8		8,3		8,0		7,6		7,4		7,2		6,9					
199 / 18	18		12,6		11,6		10,7		10,0		9,3		8,9		8,6		8,3		8,1		7,8					
199 / 22	22		14,0		12,9		11,9		11,1		10,4		9,9		9,6		9,2		9,0		8,7					
199 / 28	28	2900	15,4	16	14,2	14,5	13,1	13,5	12,2	12,5	11,4	12	10,9	11,5	10,5	11	10,2	10,5	9,9	10,2	9,5	9,5				
199 / 35	35		18,2		16,7		15,5		14,4		13,5		12,9		12,4		12,0		11,6		11,3					
199 / 42	42		22,4		20,6		19,0		17,7		16,6		15,9		15,3		14,8		14,3		13,9					
199 / 54	54		25,2		23,2		21,4		19,9		18,6		17,9		17,2		16,6		16,1		15,6					

Code	DN	Cycles MAX	Temperature °C																							
			20°		40°		60°		80°		100°		120°		140°		160°		180°		200°					
			ΔL (mm)	P (bar)	ΔL (mm)	P (bar)	ΔL (mm)	P (bar)	ΔL (mm)	P (bar)	ΔL (mm)	P (bar)	ΔL (mm)	P (bar)	ΔL (mm)	P (bar)	ΔL (mm)	P (bar)	ΔL (mm)	P (bar)	ΔL (mm)	P (bar)				
199 / 15	15		8,0		7,4		6,8		6,3		5,9		5,7		5,5		5,3		5,1		5,0					
199 / 18	18		9,0		8,3		7,7		7,1		6,7		6,4		6,1		5,9		5,8		5,6					
199 / 22	22		10,0		9,2		8,5		7,9		7,4		7,1		6,8		6,6		6,4		6,2					
199 / 28	28	12000	11,0	16	10,1	14,5	9,4	13,5	8,7	12,5	8,1	12	7,8	11,5	7,5	11	7,3	10,5	7,0	10,2	6,8	9,5				
199 / 35	35		13,0		12,0		11,1		10,3		9,6		9,2		8,9		8,6		8,3		8,1					
199 / 42	42		16,0		14,7		13,6		12,6		11,8		11,4		10,9		10,6		10,2		9,9					
199 / 54	54		18,0		16,6		15,3		14,2		13,3		12,8		12,3		11,9		11,5		11,2					

Cycles MAX = Numero di cicli di lavoro - Work cycles number - Anzahl der Zyklen - Nombre de cycles de travail - Número de ciclos de trabajo

ΔL (mm) = Corsa assiale in compressione - Compression axial stroke - Axialhub in Kompression - Course axiale en compression - Carrera axial en compresión

P (bar) = pressione massima di lavoro - Maximum working pressure - maximaler Arbeitsdruck - Pression de travail maximale - Presión máxima de trabajo

Campi di applicazione / Fields of application

inoxPRES® STEAM



Vapore saturo
Saturated steam
Max 7 bara (6 barg) / 165° C

inoxPRES® O-ring STEAM

Bianco | White | Weiß | Blanc | Blanco



SCOPRI
LA GAMMA
inoxPRES® STEAM
DISCOVER
THE RANGE



Applicazioni industriali O-Ring STEAM bianco

➤ Vapore saturo **P max 7 bar assoluti (6 bar relativi); T max 165°C**

Eventuali altre veicolazioni di fluidi particolari, devono essere valutate dall'ufficio tecnico di RM.

Industrial applications White STEAM O - ring

➤ Saturated steam **7 bar absolute (6 bar relative); T max 165°**

Any other vehiculation of specialfluids, must be evaluated from RM technical office.

Gamma dimensionale / Product range

ø 15 ÷ 54 mm

A richiesta / On demand


ø 76,1 ÷ 108 mm

Altre figure possono essere fornite "a richiesta"
Other figures can be provided "on demand"
Andere Bilder kann "auf Anfrage" vorgesehen sein
D'autres figures peuvent être fournis "sur demande"
Otras figuras pueden ser proporcionadas "bajo demanda"

**116/200 6 m****B 30 31****TUBO PER VAPORE SATURO**

- PIPE FOR SATURATED STEAM
- ROHR FÜR SATTDAMPF
- TUBE POUR VAPEUR SATURÉE
- TUBO PARA VAPOR SATURADO


NORM: EN 10217-7 (DIN 17455) - EN 10312**Mat. Nr.: 1.4404 (AISI 316L) L=6 m****Crudo - Not annealed - Ungeglüht - Non-hypertrempé - Crudo**

CODE	Dimensions mm x mm	Ø int mm	L m	 kg/m	Volume l/m	Minimum package m	Bundle m	€/m
116015200	15 x 1,0	13	6	0,351	0,133	60	1014	16,39
116018200	18 x 1,0	16	6	0,426	0,201	60	1014	18,64
116022200	22 x 1,2	19,6	6	0,625	0,302	60	762	25,98
116028200	28 x 1,2	25,6	6	0,805	0,514	30	546	32,78
116035200	35 x 1,5	32	6	1,258	0,804	30	546	49,52
116042200	42 x 1,5	39	6	1,521	1,194	30	366	59,16
116054200	54 x 1,5	51	6	1,972	2,042	30	366	76,00

**116/300 6 m****B 30 31****TUBO PER VAPORE SATURO**

- PIPE FOR SATURATED STEAM
- ROHR FÜR SATTDAMPF
- TUBE POUR VAPEUR SATURÉE
- TUBO PARA VAPOR SATURADO

NORM: EN 10217-7 (DIN 17455) - EN 10312**Mat. Nr.: 1.4404 (AISI 316L) L=6 m****Ricotto - Annealed - Geglüht - Hypertrempé - Recocido**


CODE	Dimensions mm x mm	Ø int mm	L m	 kg/m	Volume l/m	Minimum package m	Bundle m	€/m
116015300	15 x 1,0	13	6	0,351	0,133	60	1014	25,00
116018300	18 x 1,0	16	6	0,426	0,201	60	1014	26,87
116022300	22 x 1,2	19,6	6	0,625	0,302	60	762	36,05
116028300	28 x 1,2	25,6	6	0,805	0,514	30	546	44,22
116035300	35 x 1,5	32	6	1,258	0,804	30	546	65,16
116042300	42 x 1,5	39	6	1,521	1,194	30	366	78,13
116054300	54 x 1,5	51	6	1,972	2,042	30	366	99,09

**114/200 6 m****B 30 34****TUBO PER VAPORE SATURO**

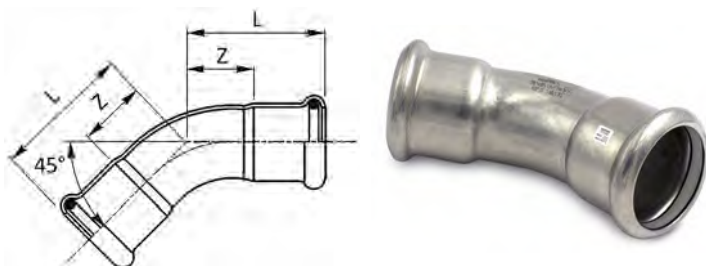
- PIPE FOR SATURATED STEAM
- ROHR FÜR SATTDAMPF
- TUBE POUR VAPEUR SATURÉE
- TUBO PARA VAPOR SATURADO

NORM: EN 10217-7 (DIN 17455) - EN 10312

Mat. Nr.: 1.4307 (AISI 304L) L=6 m
Crudo - Not annealed - Ungeglüht - Non-hypertrempé - Crudo

CODE	Dimensions mm x mm	Ø int mm	L m	 kg/m	Volume l/m	Minimum package m	Bundle m	€/m
114015200	15 x 1,0	13	6	0,351	0,133	60	1014	10,82
114018200	18 x 1,0	16	6	0,426	0,201	60	1014	12,74
114022200	22 x 1,2	19,6	6	0,625	0,302	60	762	17,97
114028200	28 x 1,2	25,6	6	0,805	0,514	30	546	23,14
114035200	35 x 1,5	32	6	1,258	0,804	30	546	34,92
114042200	42 x 1,5	39	6	1,521	1,194	30	366	42,97
114054200	54 x 1,5	51	6	1,972	2,042	30	366	56,90

B 10 15


**181/450 ST****CURVA 45° FF**

- 45° ELBOW FF
- BOGEN 45° II
- COUDE FF 45°
- CURVA 45° HH

MATERIAL: AISI 316L – 1.4404**O-RING:** STEAM bianco - white - Weiß
blanc - blanco**TYPE:** vapore saturo - saturated steam
Sattdampf - vapeur saturée
vapor saturado
P max 7 bara (6 barg) - T max 165°C

CODE	De mm	Radius	L mm	Z mm	g	€
181015450CST	15	1,2 De	27,5	7,5	39	17,98
181018450CST	18	1,2 De	29,5	9,5	48	19,90
181022450CST	22	1,2 De	32	11	63	23,13
181028450CST	28	1,2 De	37	14	90	27,83
181035450ST	35	1,2 De	43	17	127	32,88
181042450ST	42	1,2 De	51	21	177	53,28
181054450ST	54	1,2 De	62	30	273	68,41

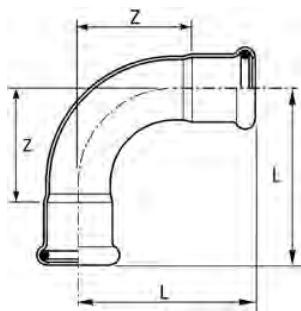
B 10 15

**181/451 ST****CURVA 45° MF**

- 45° ELBOW MF
- BOGEN 45° IA
- COUDE MF 45°
- CURVA 45° HM

MATERIAL: AISI 316L – 1.4404**O-RING:** STEAM bianco - white - Weiß
blanc - blanco**TYPE:** vapore saturo - saturated steam
Sattdampf - vapeur saturée
vapor saturado
P max 7 bara (6 barg) - T max 165°C

CODE	De mm	Radius	L mm	H mm	Z mm	g	€
181015451CST	15	1,2 De	27,5	36	7,5	38	17,98
181018451CST	18	1,2 De	29,5	38	9,5	47	19,25
181022451CST	22	1,2 De	32	42	11	63	21,85
181028451CST	28	1,2 De	37	46	14	90	25,98
181035451ST	35	1,2 De	43	57,5	17	132	30,64
181042451ST	42	1,2 De	51	72	21	196	51,33
181054451ST	54	1,2 De	62	82	26	296	65,77



B 10 15


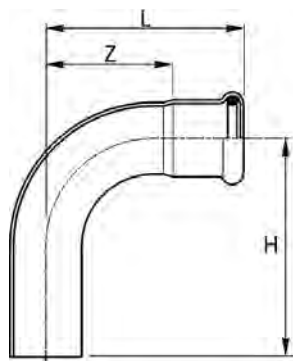
181/900 ST

CURVA 90° FF

- 90° ELBOW FF
- BOGEN 90° II
- COUDE FF 90°
- CURVA 90° HH

MATERIAL: AISI 316L – 1.4404
O-RING: STEAM bianco - white - Weiß
 blanc - blanco
TYPE: vapore saturo - saturated steam
 Sattdampf - vapeur saturée
 vapor saturado
 P max 7 bara (6 barg) - T max 165°C

CODE	De mm	Radius	L mm	Z mm			€
181015900CST	15	1,2 De	38	18	46	1	13,73
181018900CST	18	1,2 De	41,5	21,5	58	1	15,73
181022900CST	22	1,2 De	47	26	78	1	18,95
181028900CST	28	1,2 De	56	33	116	1	25,26
181035900ST	35	1,2 De	68	42	162	1	40,90
181042900ST	42	1,2 De	80	50	231	1	70,27
181054900ST	54	1,2 De	100	64	367	1	98,04



B 10 15


181/901 ST

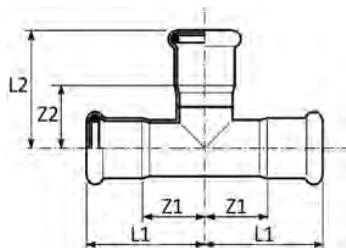
CURVA 90° MF

- 90° ELBOW MF
- BOGEN 90° IA
- COUDE MF 90°
- CURVA 90° HM

MATERIAL: AISI 316L – 1.4404
O-RING: STEAM bianco - white - Weiß
 blanc - blanco
TYPE: vapore saturo - saturated steam
 Sattdampf - vapeur saturée
 vapor saturado
 P max 7 bara (6 barg) - T max 165°C

CODE	De mm	Radius	L mm	H mm	Z mm			€
181015901CST	15	1,2 De	38	48	18	46	1	14,41
181018901CST	18	1,2 De	41,5	48,5	21,5	56	1	16,38
181022901CST	22	1,2 De	47	57	26	79	1	19,62
181028901CST	28	1,2 De	56	64	33	115	1	24,60
181035901ST	35	1,2 De	68	82	42	176	1	37,48
181042901ST	42	1,2 De	80	101	50	253	1	68,03
181054901ST	54	1,2 De	100	120	64	390	1	98,61

B 10 15

**182 ST**

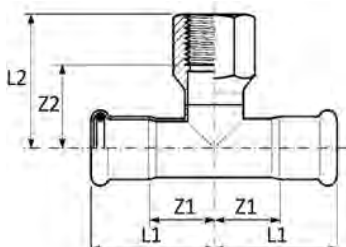
"T"

- EQUAL TEE
- T-STÜCK
- TÉ ÉGAL
- TE IGUAL HHH

MATERIAL: AISI 316L - 1.4404**O-RING:** STEAM bianco - white - Weiß
blanc - blanco**TYPE:** vapore saturo - saturated steam
Sattdampf - vapeur saturée
vapor saturado
P max 7 bara (6 barg) - T max 165°C

CODE	De mm	Z1 mm	Z2 mm	L1 mm	L2 mm	g	kg	€
182015000ST	15	14	19	34	39	67	1	25,10
182018000ST	18	16	21	37	41	80	1	28,91
182022000ST	22	18	24	39	45	106	1	30,41
182028000ST	28	21	27	44	50	145	1	36,57
182035000ST	35	25	31	51	57	201	1	45,53
182042000ST	42	28	35	59	65	260	1	64,42
182054000ST	54	34	42	70	77	404	1	76,82

B 10 15

**189 ST**

"T" CON DERIVAZIONE FILETTO F

- BRANCH TEE FEMALE BSP OUTLET
- T-STÜCK MIT ABGANG IG
- TÉ MIXTE AVEC FILETAGE F
- TE HEMBRA ROSCADA

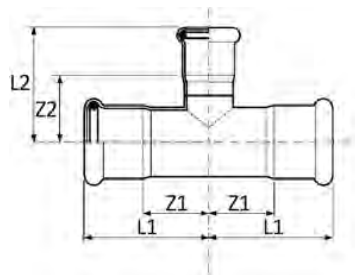
MATERIAL: AISI 316L - 1.4404**O-RING:** STEAM bianco - white - Weiß
blanc - blanco**TYPE:** vapore saturo - saturated steam
Sattdampf - vapeur saturée
vapor saturado

P max 7 bara (6 barg) - T max 165°C

THREAD: EN 10226-1 (ex ISO 7/1)

CODE	De x Rp x De mm x inch x mm	L1 mm	L2 mm	Z1 mm	Z2 mm	g	kg	€
189102015ST*	15 x 1/2" x 15	36,5	22,5	16,5	8,5	117	1	27,78
189102018ST*	18 x 1/2" x 18	36	24	16	10	128	1	28,51
189102022ST*	22 x 1/2" x 22	39	26	18	12	159	1	30,48
189304022ST*	22 x 3/4" x 22	41,5	30	20,5	14	184	1	34,77
189102028ST*	28 x 1/2" x 28	44	29	21	15	217	1	33,52
189304028ST*	28 x 3/4" x 28	44	30	21	14	221	1	39,86
189100035ST	35 x 1" x 35	51	47	22	28	250	1	77,88
189100042ST	42 x 1" x 42	59	60	29	41	346	1	85,33
189200054ST	54 x 2" x 54	70	81	34	55	838	1	128,35

(*) senza saldatura - seamless - nahtlos - sans soudure - sin soldadura

B 10 15


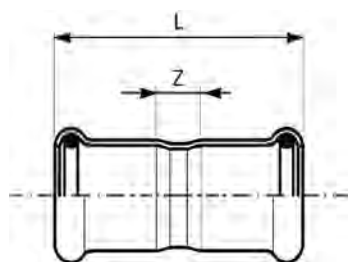
192 ST

“T” RIDOTTO

- REDUCING TEE
- T-STÜCK MIT REDUZIERTEM ABGANG
- TÉ RÉDUIT
- TE REDUCIDA HHH

MATERIAL: AISI 316L – 1.4404
O-RING: STEAM bianco - white - Weiß
 blanc - blanco
TYPE: vapore saturo - saturated steam
 Sattedampf - vapeur saturée
 vapor saturado
 P max 7 bara (6 barg) - T max 165°C

CODE	De mm	L1 mm	L2 mm	Z1 mm	Z2 mm	g	kg	€
192018015ST	18 x 15 x 18	36,5	41	15,5	21	80	1	24,33
192022018ST	22 x 18 x 22	39	43	18	23	95	1	26,77
192028022ST	28 x 22 x 28	44	47	21	26	135	1	33,82
192035022ST	35 x 22 x 35	51	51	25	30	167	1	41,26
192035028ST	35 x 28 x 35	51	54	25	31	171	1	42,92
192042028ST	42 x 28 x 42	59	57	29	34	243	1	60,51
192042035ST	42 x 35 x 42	59	61	29	35	272	1	61,84
192054035ST	54 x 35 x 54	70	68	34	42	361	1	69,30
192054042ST	54 x 42 x 54	70	72	34	42	376	1	74,26

B 10 15


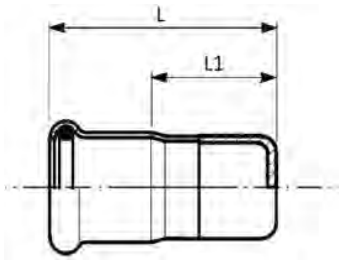
183/000 ST

MANICOTTO

- COUPLING
- MUFFE
- MANCHON
- MANGUITO HH



MATERIAL: AISI 316L – 1.4404
O-RING: STEAM bianco - white - Weiß
 blanc - blanco
TYPE: vapore saturo - saturated steam
 Sattedampf - vapeur saturée
 vapor saturado
 P max 7 bara (6 barg) - T max 165°C

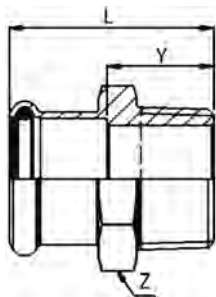
CODE	De mm	L mm	Z mm	g	kg	€
183015000ST	15	49	9	35	1	9,65
183018000ST	18	50	10	42	1	11,01
183022000ST	22	53	11	54	1	12,68
183028000ST	28	56	10	71	1	14,49
183035000ST	35	63	10	97	1	18,34
183042000ST	42	72	12	136	1	24,84
183054000ST	54	83	13	198	1	30,12

**183/003 ST****B 10 15****TAPPO DI CHIUSURA**

- STOP END
- VERSCHLUSSKAPPE
- BOUCHON D'OBTURATION
- TAPÓN



MATERIAL: AISI 316L – 1.4404**O-RING:** STEAM bianco – white – Weiß
blanc – blanco**TYPE:** vapore saturo – saturated steam
Sattdampf – vapeur saturée
vapor saturado
P max 7 bara (6 barg) – T max 165°C

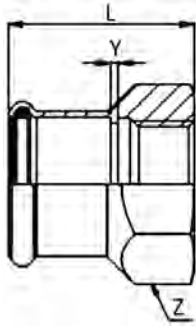
CODE	De mm	L mm	L1 mm	 g		€
183015003ST	15	26	5	26	1	13,64
183018003ST	18	26	5	32	1	14,21
183022003ST	22	27	5	43	1	16,50
183028003ST	28	29	5	61	1	22,70
183035003ST	35	52	26	95	1	25,87
183042003ST	42	56	26	126	1	39,76
183054003ST	54	62	27	185	1	46,90

**187 ST****B 10 15****MANICOTTO MISTO FILETTO M**

- MALE ADAPTER
- ÜBERGANGSSTÜCK MIT AG
- RACCORD AVEC FILETAGE MALE
- UNIÓN MACHO



MATERIAL: AISI 316L – 1.4404**O-RING:** STEAM bianco – white – Weiß
blanc – blanco**TYPE:** vapore saturo – saturated steam
Sattdampf – vapeur saturée
vapor saturado**THREAD:** P max 7 bara (6 barg) – T max 165°C
EN 10226-1 (ex ISO 7/1)

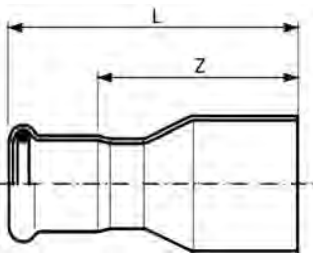
CODE	De x R mm x inch	L mm	Z mm	Y mm	 g		€
187102015ST	15 x 1/2"	41	24	21	54	1	24,31
187102018ST	18 x 1/2"	41	27	21	58	1	26,48
187102022ST	22 x 1/2"	42	32	21	83	1	28,78
187304022ST	22 x 3/4"	44	32	23	89	1	29,83
187100022ST	22 x 1"	46	36	25	154	1	35,48
187304028ST	28 x 3/4"	47	38	24	114	1	40,44
187100028ST	28 x 1"	48	38	25	123	1	42,94
187114035ST	35 x 1 1/4"	55	46	28	180	1	56,80
187112042ST	42 x 1 1/2"	59	55	28	236	1	82,51
187200054ST	54 x 2"	71	65	35	362	1	115,96


190 ST
B 10 15
MANICOTTO MISTO FILETTO F

- FEMALE ADAPTER
- ÜBERGANGSSTÜCK MIT IG
- RACCORD AVEC FILETAGE FEMELLE
- UNIÓN HEMBRA



MATERIAL: AISI 316L - 1.4404
O-RING: STEAM bianco - white - Weiß
 blanc - blanco
TYPE: vapore saturo - saturated steam
 Satttdampf - vapeur saturée
 vapor saturado
 P max 7 bara (6 barg) - T max 165°C
THREAD: EN 10226-1 (ex ISO 7/1)

CODE	De x Rp mm x inch	L mm	Z mm	Y mm	 g		€
190102015ST	15 x 1/2"	38	27	2	64	1	26,17
190102018ST	18 x 1/2"	38	27	2	89	1	27,61
190304022ST	22 x 3/4"	40	32	2	82	1	34,40
190304028ST	28 x 3/4"	42	38	2	130	1	39,29
190100028ST	28 x 1"	45	41	2	158	1	53,82
190114035ST	35 x 1 1/4"	52	46	2	170	1	58,68
190112042ST	42 x 1 1/2"	56	55	2	243	1	91,52
190200054ST	54 x 2"	65	65	2	314	1	136,25

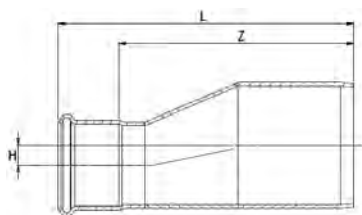

191 ST
B 10 15
RIDUZIONE MF

- REDUCER
- REDUZIERSTÜCK
- REDUCTION
- REDUCCIÓN MH

MATERIAL: AISI 316L - 1.4404
O-RING: STEAM bianco - white - Weiß
 blanc - blanco
TYPE: vapore saturo - saturated steam
 Satttdampf - vapeur saturée
 vapor saturado
 P max 7 bara (6 barg) - T max 165°C

CODE	De mm	L mm	Z mm	 g		€
191018015ST	18 x 15	57	37	35	1	11,19
191022018ST	22 x 18	60	40	47	1	12,63
191028022ST	28 x 22	65	44	66	1	14,72
191035028ST	35 x 28	71	48	98	1	35,74
191042028ST	42 x 28	93	70	130	1	59,57
191042035ST	42 x 35	81	55	138	1	38,68
191054042ST	54 x 42	97,5	67,5	210	1	41,34

B 10 15

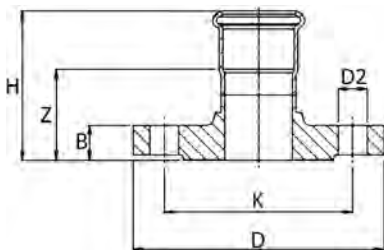
**191/E ST****RIDUZIONE ECCENTRICA**

- ECCENTRIC REDUCER
- REDUZIERSTÜCK EXZENTRISCH
- RÉDUCTION EXCENTRIQUE
- REDUCCIÓN EXCÉNTRICA

MATERIAL: AISI 316L – 1.4404**O-RING:** STEAM bianco – white – Weiß
blanc – blanco**TYPE:** vapore saturo – saturated steam
Sattdampf – vapeur saturée
vapor saturado
P max 7 bara [6 barg] – T max 165°C

CODE	De mm	L mm	Z mm	H mm			€
191042028EST	42 x 28	101,5	78,5	6	140	1	62,42
191054028EST	54 x 28	123,5	100,5	12	206	1	71,57
191054035EST	54 x 35	127	101,5	8,5	224	1	89,12

B 10 15

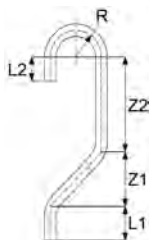
**193/000 ST****MANICOTTO FLANGIATO**

- ADAPTOR FLANGE
- ÜBERGANGSFLANSCH
- BRIDE DE RACCORDEMENT
- BRIDA ADAPTADOR

MATERIAL: AISI 316L – 1.4404**O-RING:** STEAM bianco – white – Weiß
blanc – blanco**TYPE:** vapore saturo – saturated steam
Sattdampf – vapeur saturée
vapor saturado
P max 7 bara [6 barg] – T max 165°C**PN 16**

CODE	De mm	DN flg	H mm	Z mm	B mm	D mm	D2 mm	Holes Nr.	K mm			€
193015000ST	15	15	55	35	14	95	14	4	65	660	1	106,88
193018000ST	18	15	55,5	35,5	14	95	14	4	65	660	1	109,87
193022000ST	22	20	58,5	37,5	16	105	14	4	75	945	1	127,78
193028000ST	28	25	61,5	38,5	16	115	14	4	85	1140	1	156,23
193035000ST	35	32	65,5	39,5	16	140	18	4	100	1640	1	220,50
193042000ST	42	40	69	39	16	150	18	4	110	1800	1	258,69
193054000ST	54	50	78	42	18	165	18	4	125	2450	1	318,98

B 10 11

**178****TUBO PER DERIVAZIONE VAPORE SATURO**

- PIPE FOR SATURATED STEAM BYPASS
- ROHR FÜR SATTDAMPF-BYPASS
- TUBE POUR DÉRIVATION VAPEUR SATURÉE
- TUBO PARA DERIVACIÓN DE VAPOR SATURADO

MATERIAL: AISI 316L – 1.4404

CODE	De mm	L1 mm	L2 mm	Z1 mm	Z2 mm	R mm				€
178015316	15	30	30	96	114	35	143	1	20	45,65
178018316	18	50	35	108	112	39	195	1	20	48,89
178022316	22	50	35	110	110	41	359	1	20	57,74
178028316	28	60	40	139	113	51	550	1	15	80,86

Campi di applicazione / Fields of application

inoxPRES® 304L



Riscaldamento
Heating



Raffrescamento
Cooling




Acque di processo
Process water



Aria compressa
Compressed air

inoxPRES® 304L O-ring EPDM

Nero | Black | Schwarz | Noir | Negro



inoxPRES® 304L

An even more affordable solution in the King Size area for heating, cooling and compressed air systems.

Fits in 1.4307 – 304L DN 76.1-88.9-108 mm – further information on racmet.com

Grey sleeve

With the indication
"not suitable for drinking water systems"

Black EPDM gasket with 20% more surface area than a standard gasket

Tube with black cap and black identification line



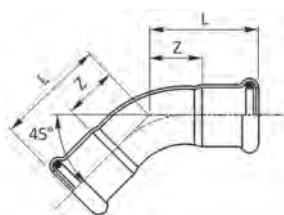
We remind you of our program for the supply of 1.4307 – 304L tubes from 15 to 108 mm. These tubes are compatible with our STAINLESS STEEL and COPPER fittings.


114/200 6 m
B 30 35

NORM: EN 10217-7 (DIN 17455) - EN 10312
NOTE: Paese Italia - conforme al DM 174 per veicolazione acqua potabile;
 Italy country - according to DM 174 for drinking water transport;

Mat. Nr.: 1.4307 (AISI 304L) L=6 m
Crudo - Not annealed - Ungeglüht - Non-hypertrempe - Crudo

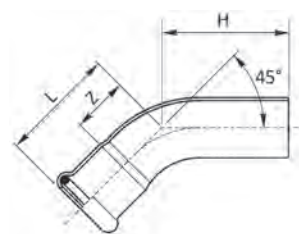
CODE	Dimensions mm x mm	Ø int mm	L m	kg/m	Volume l/m	Minimum package m	Bundle m	€/m
114076200	76,1 x 2,0	72,1	6	3,711	4,080	6	114	107,51
114088200	88,9 x 2,0	84,9	6	4,352	5,660	6	114	113,32
114108200	108 x 2,0	104	6	5,308	8,490	6	114	122,39


181/450 NW
B 10 33
CURVA 45° FF

- 45° ELBOW FF
- BOGEN 45° II
- COUDE FF 45°
- CURVA 45° HH

MATERIAL: AISI 304L - 1.4307
O-RING: EPDM nero - black - Schwarz - noir - negro

CODE	De mm	L mm	Z mm	g			€
181076450NW	76,1	98	43	900	2	2	142,70
181088450NW	88,9	112	52	1250	2	2	170,03
181108450NW	108	138	63	1700	2	2	231,87

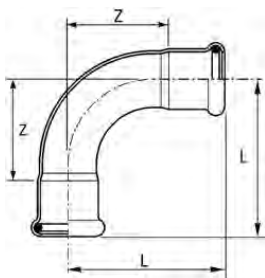

181/451 NW
B 10 33
CURVA 45° MF

- 45° ELBOW MF
- BOGEN 45° IA
- COUDE MF 45°
- CURVA 45° HM

MATERIAL: AISI 304L - 1.4307
O-RING: EPDM nero - black - Schwarz - noir - negro




CODE	De mm	L mm	H mm	Z mm	g		€
181076451NW	76,1	98	117	43	900	2	130,94
181088451NW	88,9	112	131	52	1250	2	156,31
181108451NW	108	138	154	63	1700	2	213,47

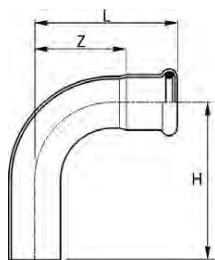
B 10 33

**181/900 NW****CURVA 90° FF**

- 90° ELBOW FF
- BOGEN 90° II
- COUDE FF 90°
- CURVA 90° HH

MATERIAL: AISI 304L - 1.4307**O-RING:** EPDM nero - black - Schwarz - noir - negro




CODE	De mm	L mm	Z mm				€
181076900NW	76,1	150	95	1150	2	2	145,16
181088900NW	88,9	174	114	1580	2	2	176,61
181108900NW	108	215	140	2250	2	2	240,89

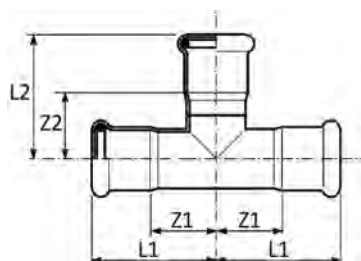
**181/901 NW****CURVA 90° MF**

- 90° ELBOW MF
- BOGEN 90° IA
- COUDE MF 90°
- CURVA 90° HM

MATERIAL: AISI 304L - 1.4307**O-RING:** EPDM nero - black - Schwarz - noir - negro

B 10 33




CODE	De mm	L mm	H mm	Z mm				€
181076901NW	76,1	150	165	95	1150	2	2	149,35
181088901NW	88,9	174	190	114	1580	2	2	181,64
181108901NW	108	215	238	140	2250	2	2	247,78

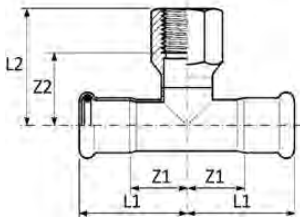
**182 NW****"T"**

- EQUAL TEE
- T-STÜCK
- TÉ ÉGAL
- TE IGUAL HHH

MATERIAL: AISI 304L - 1.4307**O-RING:** EPDM nero - black - Schwarz - noir - negro

B 10 33

CODE	De mm	L1 mm	L2 mm	Z1 mm	Z2 mm				€
182076000NW	76,1	108	118	53	63	1275	2	2	299,75
182088000NW	88,9	132	131	72	71	1535	2	2	328,22
182108000NW	108	155	160	80	85	2115	2	2	404,55

B 10 33


189 NW

“T” CON DERIVAZIONE FILETTO F

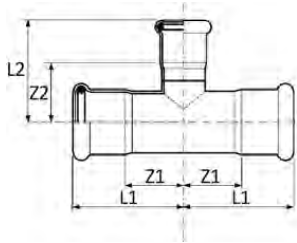
- BRANCH TEE FEMALE BSP OUTLET
- T-STÜCK MIT ABGANG IG
- TÉ MIXTE AVEC FILETAGE F
- TE HEMBRA ROSCADA

MATERIAL: AISI 304L – 1.4307

O-RING: EPDM nero – black – Schwarz – noir – negro

THREAD: EN 10226-1 (ex ISO 7/1)

CODE	De x Rp x De mm x inch x mm	L1 mm	L2 mm	Z1 mm	Z2 mm				€
189304076NW	76,1 x 3/4" x 76,1	108	77	53	60	1040	2	2	262,36
189200076NW	76,1 x 2" x 76,1	108	93	53	67	1495	2	2	286,91
189304088NW	88,9 x 3/4" x 88,9	132	84	72	67	1255	2	2	283,03
189200088NW	88,9 x 2" x 88,9	132	100	72	74	1720	2	2	297,92
189304108NW	108 x 3/4" x 108	155	94	80	77	1700	2	2	346,89
189200108NW	108 x 2" x 108	155	110	80	84	2160	2	2	367,75

B 10 33


192 NW

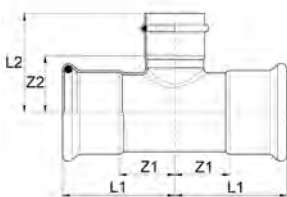
“T” RIDOTTO

- REDUCING TEE
- T-STÜCK MIT REDUZIERTEM ABGANG
- TÉ RÉDUIT
- TE REDUCIDA HHH

MATERIAL: AISI 304L – 1.4307

O-RING: EPDM nero – black – Schwarz – noir – negro

CODE	De mm	L1 mm	L2 mm	Z1 mm	Z2 mm				€
192088076NW	88,9 x 76,1 x 88,9	132	125	72	70	1485	2	2	341,76
192108076NW	108 x 76,1 x 108	155	135	80	80	1930	2	2	365,92
192108088NW	108 x 88,9 x 108	155	144	80	81	1965	2	2	422,68

B 10 33

NEW

192 U_NW

“T” RIDOTTO

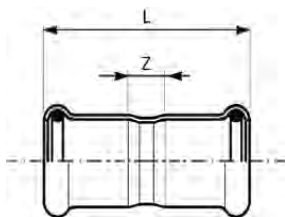
- REDUCING TEE
- T-STÜCK MIT REDUZIERTEM ABGANG
- TÉ RÉDUIT
- TE REDUCIDA HHH

MATERIAL: AISI 304L – 1.4307

O-RING: EPDM nero – black – Schwarz – noir – negro

CODE	De mm	L1 mm	L2 mm	Z1 mm	Z2 mm				€
192076028UNW	76,1 x 28 x 76,1	108	78	53	54	964	2	2	241,93
192076035UNW	76,1 x 35 x 76,1	108	80,5	53	52,5	975	2	2	260,11
192076042UNW	76,1 x 42 x 76,1	108	90	53	54	1004	2	2	280,63
192076054UNW	76,1 x 54 x 76,1	108	95,5	53	54,5	1034	2	2	298,82
192088028UNW	88,9 x 28 x 88,9	132	95,5	72	61,5	1329	2	2	251,01
192088054UNW	88,9 x 54 x 88,9	132	103	72	62	1398	2	2	305,88
192108054UNW	108 x 54 x 108	155	112,5	80	71,5	1990	2	2	332,96

B 10 33

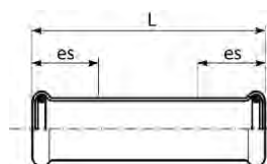
**183/000 NW****MANICOTTO**

- COUPLING
- MUFFE
- MANCHON
- MANGUITO HH

MATERIAL: AISI 304L - 1.4307**O-RING:** EPDM nero - black - Schwarz - noir - negro

CODE	De mm	L mm	Z mm				€
183076000NW	76,1	142	32	635	4	4	91,86
183088000NW	88,9	166	46	765	4	4	104,96
183108000NW	108	203	41	1170	2	2	133,57

B 10 33

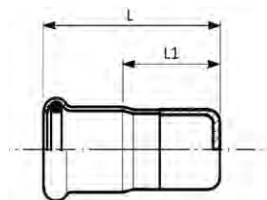
**183/001 NW****MANICOTTO PASSANTE**

- SLIP COUPLING
- SCHIEBEMUFFE
- MANCHON LONG
- MANGUITO SIN TOPE

MATERIAL: AISI 304L - 1.4307**O-RING:** EPDM nero - black - Schwarz - noir - negro

CODE	De mm	L mm	es mm				€
183076001NW	76,1	230	60	940	2	2	275,78
183088001NW	88,9	260	70	1240	2	2	313,40
183108001NW	108	310	80	1835	2	2	387,66

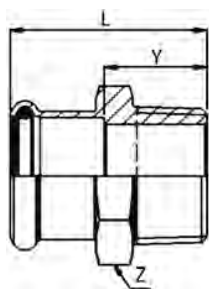
B 10 33

**183/003 NW****TAPPO DI CHIUSURA**

- STOP END
- VERSCHLUSSKAPPE
- BOUCHON D'OBTURATION
- TAPÓN

MATERIAL: AISI 304L - 1.4307**O-RING:** EPDM nero - black - Schwarz - noir - negro

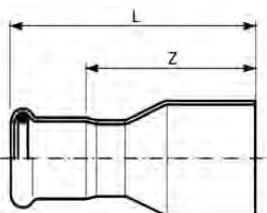
CODE	De mm	L mm	L1 mm				€
183076003NW	76,1	93	38	540	2	10	61,53
183088003NW	88,9	99	39	630	2	10	76,19
183108003NW	108	117	42	935	2	2	93,72

B 10 33

187 NW
MANICOTTO MISTO FILETTO M

- MALE ADAPTER
- ÜBERGANGSSTÜCK MIT AG
- RACCORD AVEC FILETAGE MALE
- UNIÓN MACHO

MATERIAL: AISI 304L - 1.4307
O-RING: EPDM nero - black - Schwarz - noir - negro
THREAD: EN 10226-1 [ex ISO 7/1]

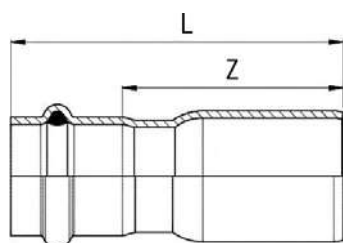
CODE	De x R mm x inch	L mm	Z mm	Y mm	g			€
187212076NW	76,1 x 2"1/2	98	83	43	769	2	8	299,20
187300088NW	88,9 x 3"	111	98	51	1218	2	4	447,03
187400108NW	108 x 4"	132	118	57	1842	2	2	514,60

B 10 33

191 NW
RIDUZIONE MF

- REDUCER
- REDUZIERSTÜCK
- REDUCTION
- REDUCCIÓN MH

MATERIAL: AISI 304L - 1.4307
O-RING: EPDM nero - black - Schwarz - noir - negro

CODE	De mm	L mm	Z mm	g			€
191088076NW	88,9 x 76,1	186	131	813	4	4	129,01
191108076NW	108 x 76,1	209	154	1022	2	2	132,85
191108088NW	108 x 88,9	210	150	1107	2	2	147,97

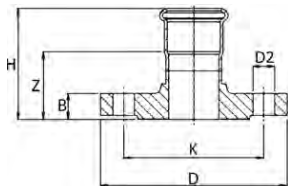
B 10 33

NEW
191 U_NW
RIDUZIONE MF

- REDUCER
- REDUZIERSTÜCK
- REDUCTION
- REDUCCIÓN MH

MATERIAL: AISI 304L - 1.4307
O-RING: EPDM nero - black - Schwarz - noir - negro

CODE	De mm	L mm	Z mm	g			€
191076042UNW	76,1 x 42	155	119	482	4	4	81,53
191076054UNW	76,1 x 54	164	123	539	4	4	83,34
191088054UNW	88,9 x 54	184	146	693	4	4	90,66
191108054UNW	108 x 54	190	149	841	2	2	97,70

B 10 33

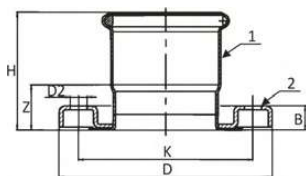
**193/000 NW****MANICOTTO FLANGIATO**

- ADAPTOR FLANGE
- ÜBERGANGSFLANSCH
- BRIDE DE RACCORDEMENT
- BRIDA ADAPTADOR

MATERIAL: AISI 304L - 1.4307**O-RING:** EPDM nero - black - Schwarz - noir - negro**PN 16**

CODE	De mm	DN flg	H mm	Z mm	B mm	D mm	D2 mm	Holes Nr.	K mm				€
193076000NW	76,1	65	105	50	18	185	18	4	145	3184	2	2	356,80
193088000NW	88,9	80	116	56	20	200	18	8	160	3950	2	2	425,74
193108000NW	108	100	132	57	20	220	18	8	180	4729	2	2	506,77

B 10 33

**193/001 NW****MANICOTTO CON FLANGIA SCORREVOLE**

- ADAPTOR LOOSE FLANGE
- ÜBERGANGSLOSFLANSCH
- BRIDE TOURNANTE DE RACCORDEMENT
- BRIDA LOCA CON ADAPTADOR

MATERIAL: 1 - AISI 304L - 1.4307

2 - AISI 304 - 1.4301

O-RING: EPDM nero - black - Schwarz - noir - negro**PN 10**

CODE	De mm	DN flg	H mm	Z mm	B mm	D mm	D2 mm	Holes Nr.	K mm				€
193076001NW	76,1	65	86,5	31,5	23,5	185	18	4	145	1638	2	2	182,56
193088001NW	88,9	80	96	36	23,5	200	18	8	160	1879	2	2	214,28
193108001NW	108	100	116	41	24	220	18	8	180	2283	2	2	236,50

Certificazioni / Certifications

		SYSTÈMES DE CANALISATIONS DE DISTRIBUTION D'EAU - SYSTÈME STEELPRES	79-1975 - V2	Ø 15 - 108 mm
		TUBE FITTINGS - STEELPRES	TAP000017J	Ø 15 - 108 mm
		STEELPRES PRESSFITTING SYSTEM	POCC.IT.AM05.H05079	Ø 15 - 108 mm
		HORGANYZOTT ACÉL CSŐVEK ÉS PRÉSIDOMOK STEELPRES PVC BEVONATOS HORGANYZOTT ACÉL CSŐVEK	A-42/2017	Ø 15 - 108 mm
		LACZNIKI ZAPRASOWYWANE ZE STALI SYSTEMU INOXPRES STEELPRES DO LACZENIA RUR ZE STALI	ITB-KOT-2019/1222 WYDANIE 1	Ø 15 - 108 mm
		RURY I ŁĄCZNIKI ZAPRASOWYWANE STEELPRES DN20 ÷ DN100 DO STAŁYCH URZĄDZEŃ GAŚNICZYCH WODNYCH	ITB-KOT-2020/1502 WYDANIE 2	Ø 22 - 108 mm
		SYSTÉM OCEL'OVYCH RÚR A OCEL'OVYCH LISOVACÍCH TVAROVIEK STEELPRES	0026/104/2011	Ø 15 - 108 mm
		STEELPRES, PIPING SYSTEM AND FITTING	19-GE1920311-PDA	Ø 15 - 108 mm
		STEELPRES, MECHANICAL JOINTS	ML 20PTB00014	Ø 15 - 108 mm

Campi di applicazione / Fields of application



Riscaldamento
Heating



Raffrescamento
Cooling




Solare termico con
O-Ring FKM
Solar thermal with
FKM O-Ring



Aria compressa
Compressed air

steelPRES® O-ring EPDM
Nero | Black | Schwarz | Noir | Negro



SCOPRI
LA GAMMA
steelPRES®
DISCOVER
THE RANGE



**316/005**


≤54 B 40 41

76÷108 B 40 42

**ZINCATO
ESTERNAMENTE**

- OUTSIDE GALVANIZED
- AUSSEN VERZINKT
- GALVANISÉS EXTÉRIEUR
- GALVANIZADO EXTERIOR

NORM: EN 10305-3**Mat. Nr.: 1.0215 (E 220 CR2S4) L=6 m**

CODE	Dimensions mm x mm	Ø int mm	L m	 kg/m	Volume l/m	Minimum package m	Bundle m	€/m
316012005	12 x 1,2	9,6	6	0,320	0,072	150	1014	4,56
316015005	15 x 1,2	12,6	6	0,408	0,125	120	1014	5,04
316018005	18 x 1,2	15,6	6	0,497	0,191	90	1014	5,50
316022005	22 x 1,5	19	6	0,824	0,284	60	762	8,42
316028005	28 x 1,5	25	6	1,052	0,491	60	546	11,03
316035005	35 x 1,5	32	6	1,320	0,804	30	546	14,10
316042005	42 x 1,5	39	6	1,620	1,194	30	366	16,52
316054005	54 x 1,5	51	6	2,098	2,042	30	366	22,98
316076005	76,1 x 2,0	72,1	6	3,652	4,080	12	114	49,47
316088005	88,9 x 2,0	84,9	6	4,290	5,660	12	114	61,43
316108005	108 x 2,0	104	6	5,230	8,490	6	114	75,43

Raccomandato per impianti di riscaldamento**Recommended for heating installation****Empfehl fuer Heizunagsanlagen****Recommandé pour installations de chauffage****Recomendado para instalaciones de calefacción**


316/003
≤54 B 40 44
76÷108 B 40 45
**ZINCATO
 ESTERNAMENTE CON RIVESTIMENTO
 IN PP**

- OUTSIDE GALVANIZED WITH PP-COATING
- AUSSEN VERZINKT MIT PP-UMMANTELUNG
- GALVANISÉS EXTÉRIEUR AVEC REVÊTEMENT PP
- GALVANIZADO EXTERIOR, REVESTIMIENTO DE PP

NORM: EN 10305-3

Mat. Nr.: 1.0215 [E 220 CR2S4] + PP L=6 m

CODE	Dimensions mm x mm	Ø int mm	L m	kg/m	Volume l/m	Minimum package m	Bundle m	€/m
316012003	12 x 1,2	9,6	6	0,358	0,072	150	900	7,98
316015003	15 x 1,2	12,6	6	0,454	0,125	120	960	9,02
316018003	18 x 1,2	15,6	6	0,552	0,191	90	990	9,96
316022003	22 x 1,5	19	6	0,890	0,284	60	720	13,91
316028003	28 x 1,5	25	6	1,136	0,491	60	540	17,60
316035003	35 x 1,5	32	6	1,424	0,804	30	540	22,64
316042003	42 x 1,5	39	6	1,744	1,194	30	360	26,34
316054003	54 x 1,5	51	6	2,257	2,042	30	360	35,75
316076003	76,1 x 2,0	72,1	6	3,875	4,080	12	108	71,55
316088003	88,9 x 2,0	84,9	6	4,550	5,660	12	108	86,58
316108003	108 x 2,0	104	6	5,545	8,490	6	114	105,36

Spessore polipropilene: 1 mm
 Polypropylene thickness: 1 mm
 Dicken polypropylen: 1 mm
 Polypropylène d'épaisseur: 1 mm
 Polipropileno de espesor: 1 mm

Raccomandato per impianti di raffrescamento
Recommended for cooling installation
Empfehl fuer Kuehlungsanlagen
Recommandé pour installations de refroidissement
Recomendado para instalaciones de refrigeracion

**316/002**


≤54 B 40 43

76÷108 B 40 46

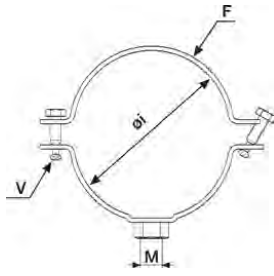
**ZINCATO
INTERNAMENTE ED ESTERNAMENTE**

- INSIDE AND OUTSIDE GALVANIZED
- INNEN UND AUSSEN VERZINKT
- GALVANISÉS INTÉRIEUR ET EXTÉRIEUR
- GALVANIZADO INTERIOR Y EXTERIOR

NORM: EN 10305-3**Mat. Nr.: 1.0031 (E 190 CR2S4) L=6 m**

CODE	Dimensions mm x mm	Ø int mm	L m	 kg/m	Volume l/m	Minimum package m	Bundle m	€/m
316022002	22 x 1,5	19	6	0,824	0,284	60	1770	9,76
316028002	28 x 1,5	25	6	1,052	0,491	60	1380	12,75
316035002	35 x 1,5	32	6	1,320	0,804	30	966	16,31
316042002	42 x 1,5	39	6	1,620	1,194	30	822	19,14
316054002	54 x 1,5	51	6	2,098	2,042	30	510	26,58
316076000	76,1 x 2,0	72,1	6	3,652	4,080	12	234	56,84
316088000	88,9 x 2,0	84,9	6	4,290	5,660	12	210	70,64
316108000	108 x 2,0	104	6	5,230	8,490	6	150	86,78

Solo per impianti d'aria compressa e gas inerti.**Only for compressed air and inert gases systems.****Nur für Druckluft und Inertgas.****Seulement pour les systèmes à air comprimé et à gaz inertes.****Sólo para sistemas de aire comprimido y gases inertes.**






351

COLLARE PER TUBO STEELPRES

- CLAMP FOR STEELPRES PIPE
- ROHRSCHELLE FÜR STEELPRES ROHR
- COLLIER POUR TUBE STEELPRES
- ABRAZADERA PARA TUBO STEELPRES

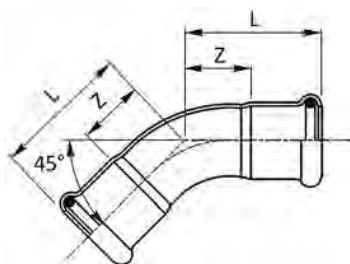
MATERIAL: St. W 24

NOTE: dado saldato con puntatura elettrica
spot welded nut

CODE	DN mm	F lg x sp mm	V mm				€
351150001 **	15	20 x 2,5	M 6 x 20	60	2	50*	3,72
351308000	18	20 x 2,5	M 6 x 20	63	2	100*	1,22
351102000	22	20 x 2,5	M 6 x 20	65	2	100*	1,15
351304000	28	20 x 2,5	M 6 x 25	69	2	100*	1,19
351100000	35	20 x 2,5	M 6 x 25	78	2	100*	1,21
351114000	42	20 x 2,5	M 6 x 25	89	2	50*	1,37
351054000	54	20 x 2,5	M 6 x 25	100	2	50*	1,51
351212000	76,1	30 x 2,5	M 6 x 25	187	2	20*	3,16
351300000	88,9	30 x 2,5	M 6 x 25	215	2	20*	3,32
351108000	108	30 x 2,5	M 6 x 25	232	2	20*	3,78




(*) unità minima di vendita / minimum selling quantity

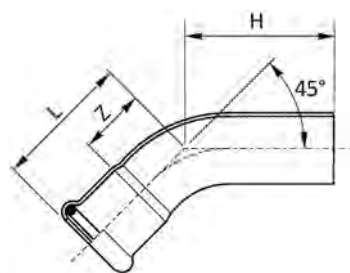
(**) Art. 351150001 Rivestimento in gomma - With rubber gasket - Mit Gummieinlage - Isophonique - Junta de goma (famiglia / family Y 20 25)

**381/450**
≤54 B 20 21
76÷108 B 20 22
CURVA 45° FF

- 45° ELBOW FF
- BOGEN 45° II
- COUDE FF 45°
- CURVA 45° HH




MATERIAL: E 195 - 1.0034**O-RING:** EPDM nero - black - Schwarz - noir - negro

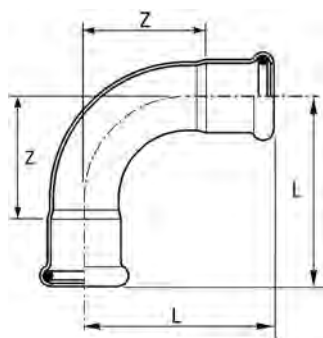
CODE	De mm	L mm	Z mm				€
381015450	15	27,5	7,5	37	20	400	4,95
381018450	18	29,5	9,5	45	20	300	5,35
381022450	22	32	11	59	20	200	5,54
381028450	28	37	14	87	10	100	7,52
381035450	35	43	17	124	10	60	14,29
381042450	42	51	21	175	4	40	18,10
381054450	54	62	30	282	2	20	21,19
381076450	76,1	131,5	76,5	910	2	2	64,52
381088450	88,9	144	84	1125	2	2	93,33
381108450	108	169	94	1620	2	2	115,22

**381/451**
≤54 B 20 21
76÷108 B 20 22
CURVA 45° MF

- 45° ELBOW MF
- BOGEN 45° IA
- COUDE MF 45°
- CURVA 45° HM

MATERIAL: E 195 - 1.0034**O-RING:** EPDM nero - black - Schwarz - noir - negro

CODE	De mm	L mm	H mm	Z mm				€
381015451	15	27,5	36	7,5	39	20	400	4,95
381018451	18	29,5	38	9,5	46	20	300	5,14
381022451	22	32	42	11	60	20	200	5,37
381028451	28	37	46	14	88	10	100	7,85
381035451	35	43	57	17	135	10	60	14,05
381042451	42	51	72	21	196	4	40	17,91
381054451	54	62	82	26	300	2	20	21,00
381076451	76,1	131,5	149	76,5	870	2	2	61,83
381088451	88,9	144	159	84	1365	2	2	90,54
381108451	108	169	199	94	1922	2	2	114,85



381/900

≤54 B 20 21
76÷108 B 20 22

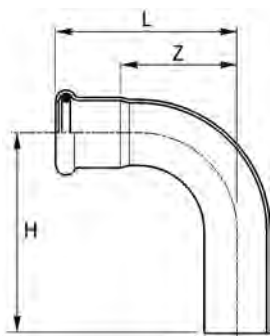
CURVA 90° FF

- 90° ELBOW FF
- BOGEN 90° II
- COUDE FF 90°
- CURVA 90° HH

MATERIAL: E 195 - 1.0034

O-RING: EPDM nero - black - Schwarz - noir - negro

CODE	De mm	L mm	Z mm				€
381012900	12	42	24	42	20	400	4,69
381015900	15	38	18	44	20	400	4,26
381018900	18	41,5	21,5	55	20	300	4,58
381022900	22	47	26	73	10	150	5,27
381028900	28	56	33	109	10	100	7,21
381035900	35	68	42	156	5	50	15,59
381042900	42	80	50	231	2	30	25,78
381054900	54	100	64	369	2	18	30,68
381076900	76,1	160	105	1150	2	2	66,84
381088900	88,9	182	122	1560	2	2	92,16
381108900	108	220	145	2250	2	2	124,45



381/901

≤54 B 20 21
76÷108 B 20 22

CURVA 90° MF

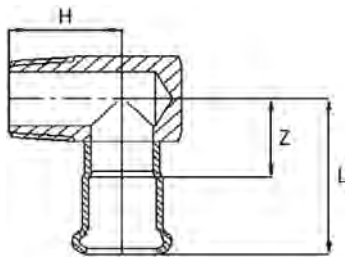
- 90° ELBOW MF
- BOGEN 90° IA
- COUDE MF 90°
- CURVA 90° HM

MATERIAL: E 195 - 1.0034

O-RING: EPDM nero - black - Schwarz - noir - negro

CODE	De mm	L mm	H mm	Z mm				€
381012901	12	42	48	24	46	20	400	5,12
381015901	15	38	48	18	44	20	400	4,65
381018901	18	41,5	48,5	21,5	56	20	300	5,00
381022901	22	47	57	26	77	10	150	5,75
381028901	28	56	64	33	113	10	100	7,13
381035901	35	68	82	42	174	5	50	15,59
381042901	42	80	101	50	235	2	30	26,45
381054901	54	100	120	64	385	2	18	31,50
381076901	76,1	160	180	105	1155	2	2	62,92
381088901	88,9	182	197	122	1585	2	2	99,40
381108901	108	220	236	145	2155	2	2	121,46

B 20 21



385




GOMITO MISTO 90° FILETTO M

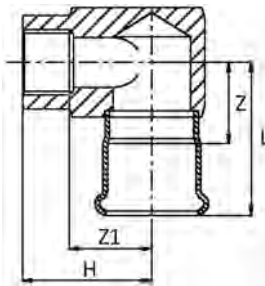
- ELBOW ADAPTER 90° WITH MALE THREAD
- ÜBERGANGSWINKEL 90° AG
- EQUERRE 90° AVEC FILETAGE M
- CODO MACHO

MATERIAL: E 195 - 1.0034

O-RING: EPDM nero - black - Schwarz - noir - negro

THREAD: EN 10226-1 (ex ISO 7/1)

CODE	De x R mm x inch	L mm	H mm	Z mm				€
385308015	15 x 3/8"	36	21	16	90	20	200	13,97
385102015	15 x 1/2"	37	26	17	94	20	200	14,48
385102018	18 x 1/2"	37	26	17	105	10	100	15,69
385304022	22 x 3/4"	41	29	20	149	10	100	18,78



398




GOMITO MISTO 90° FILETTO F

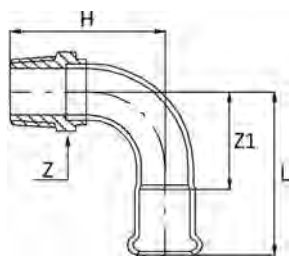
- ELBOW ADAPTER 90° WITH FEMALE THREAD
- ÜBERGANGSWINKEL 90° IG
- EQUERRE 90° AVEC FILETAGE F
- CODO HEMBRA

MATERIAL: E 195 - 1.0034

O-RING: EPDM nero - black - Schwarz - noir - negro

THREAD: EN 10226-1 (ex ISO 7/1)

CODE	De x Rp mm x inch	L mm	H mm	Z mm	Z1 mm				€
398304022	22 x 3/4"	46	44	25	27	270	10	50	27,41
398102028	28 x 1/2"	49	42	26	27	300	10	50	27,82
398304028	28 x 3/4"	49	47	26	30	330	10	50	27,82



397




CURVA FILETTATA 90° FILETTO M

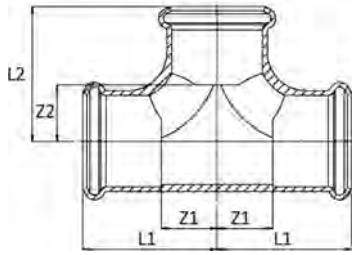
- 90° ELBOW MALE BSP
- BOGEN 90° MIT AG
- COUDE 90° AVEC FILETAGE M
- CODO A 90° MH

MATERIAL: E 195 - 1.0034

O-RING: EPDM nero - black - Schwarz - noir - negro

THREAD: EN 10226-1 (ex ISO 7/1)

CODE	De x R mm x inch	L mm	H mm	Z mm	Z1 mm				€
397308012	12 x 3/8"	34,5	37	22	24	42	20	300	13,87
397308015	15 x 3/8"	50	47,5	21	30	65	20	300	12,74
397102015	15 x 1/2"	50	47	21	30	77	20	300	13,24
397102018	18 x 1/2"	54	52	24	34	92	20	200	14,37
397304022	22 x 3/4"	60	62	30	39	135	10	100	17,70
397100028	28 x 1"	73	74	36	50	208	10	50	22,15
397114035	35 x 1"1/4	68	80	46	42	262	5	40	36,18
397112042	42 x 1"1/2	80	98	60	50	413	2	20	55,66
397200054	54 x 2"	100	131,5	65	65	482	2	12	80,27



382

≤54 B 20 21




76÷108 B 20 22

“T”

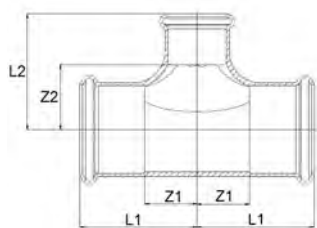
- EQUAL TEE
- T-STÜCK
- TÉ ÉGAL
- TE IGUAL HHH

MATERIAL: E 195 - 1.0034

O-RING: EPDM nero - black - Schwarz - noir - negro




CODE	De mm	L1 mm	L2 mm	Z1 mm	Z2 mm				€
382012000	12	28	35	10	17	48	20	200	10,63
382015000*	15	32	32	10,5	10,5	72	20	200	9,99
382018000*	18	34	34	12,5	12,5	85	20	100	10,55
382022000*	22	37	37	14,5	14,5	116	20	100	11,01
382028000*	28	42	42	17,5	17,5	173	10	50	14,06
382035000*	35	50	50	22,5	22,5	240	4	32	22,35
382042000*	42	57	57	25,5	25,5	337	4	20	32,51
382054000*	54	69	69	32,5	32,5	473	2	12	38,94
382076000	76,1	108	118	52	63	1275	2	2	144,11
382088000	88,9	132	131	72	71	1535	2	2	165,52
382108000	108	155	160	80	85	2115	2	2	209,14

[*] idroformato - hydroformed - hydrogeformt - hydroformé - hidroformado

**392**
≤54 B 20 21
76÷108 B 20 22
“T” RIDOTTO

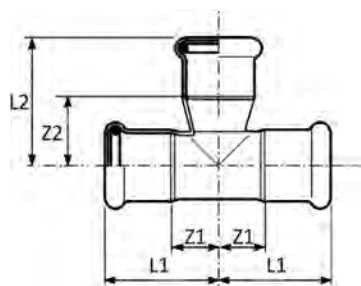
- REDUCING TEE
- T-STÜCK MIT REDUZIERTEM ABGANG
- TÉ RÉDUIT
- TE REDUCIDA HHH

MATERIAL: E 195 - 1.0034**O-RING:** EPDM nero - black - Schwarz - noir - negro

CODE	De mm	L1 mm	L2 mm	Z1 mm	Z2 mm				€
392015012	15 x 12 x 15	37	33	16	15	64	20	100	12,23
392018012	18 x 12 x 18	40	34	19	16	72	20	100	12,35
392018015*	18 x 15 x 18	34	35	12,5	13,5	83	20	100	12,08
392022012	22 x 12 x 22	41	36	18	18	94	10	100	16,20
392022015*	22 x 15 x 22	37	38	14,5	16,5	110	10	100	12,85
392022018*	22 x 18 x 22	37	38	14,5	16	112	10	100	13,14
392028015*	28 x 15 x 28	42	40,5	17,5	19	146	10	50	16,61
392028018*	28 x 18 x 28	42	40,5	17,5	19	150	10	50	17,19
392028022*	28 x 22 x 28	42	41	17,5	20	155	10	50	18,09
392035015	35 x 15 x 35	50	44	24	24	205	5	50	23,34
392035018*	35 x 18 x 35	50	44	24	24	191	5	50	24,99
392035022*	35 x 22 x 35	50	44	22,5	23	207	5	50	25,48
392035028*	35 x 28 x 35	50	44	22,5	19,5	213	5	35	25,77
392042022*	42 x 22 x 42	57	53	25,5	30,5	285	4	20	31,94
392042028*	42 x 28 x 42	57	56	25,5	38	295	4	20	32,76
392042035*	42 x 35 x 42	57	61	25,5	33,5	311	4	20	34,06
392054022*	54 x 22 x 54	69	59	32,5	36,5	420	2	16	38,01
392054028*	54 x 28 x 54	69	64	32,5	39,5	432	2	16	38,81
392054035*	54 x 35 x 54	69	67	32,5	39,5	443	2	16	39,79
392054042*	54 x 42 x 54	69	70	32,5	38,5	461	2	16	42,18
392076022	76,1 x 22 x 76,1	108	74	52	53	995	2	2	131,10
392076028	76,1 x 28 x 76,1	108	77	52	54	1015	2	2	132,71
392076035	76,1 x 35 x 76,1	108	80	52	54	1025	2	2	135,54
392076042	76,1 x 42 x 76,1	108	84	52	54	1045	2	2	138,37
392076054	76,1 x 54 x 76,1	108	91	52	55	1065	2	2	139,87
392088028	88,9 x 28 x 88,9	132	84	72	61	1365	2	2	143,99
392088035	88,9 x 35 x 88,9	132	88	72	62	1395	2	2	146,86
392088042	88,9 x 42 x 88,9	132	91	72	61	1425	2	2	152,48
392088054	88,9 x 54 x 88,9	132	98	72	63	1455	2	2	158,14
392088076	88,9 x 76,1 x 88,9	132	125	72	70	1485	2	2	164,47
392108028	108 x 28 x 108	155	94	80	71	1815	2	2	176,52
392108035	108 x 35 x 108	155	97	80	71	1845	2	2	180,74
392108042	108 x 42 x 108	155	101	80	71	1875	2	2	183,55
392108054	108 x 54 x 108	155	108	80	72	1905	2	2	186,38
392108076	108 x 76,1 x 108	155	135	80	80	1935	2	2	192,02
392108088	108 x 88,9 x 108	155	144	80	84	1965	2	2	205,56

[*] idroformato - hydroformed - hydrogeformt - hydroformé - hidroformado

B 20 21



392/A

TEE ALLARGATO

- TEE OVERSIZE BRANCH
- T-STÜCK MIT ERWEITERTEM ABGANG
- TÉ AVEC SORTIE ÉVASÉE
- TE CON SALIDA ENSANCHADA

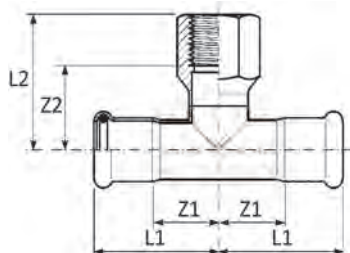
MATERIAL: E 195 - 1.0034

O-RING: EPDM nero - black - Schwarz - noir - negro

CODE	De mm	L1 mm	L2 mm	Z1 mm	Z2 mm	g			€
392012015	12 x 15 x 12	28	38	10	17	52	20	100	19,61
392015018	15 x 18 x 15	37	36	16	15	71	20	100	21,17
392015022	15 x 22 x 15	37	42	16	19	84	10	100	23,66
392018022	18 x 22 x 18	40	45	19	22	97	10	100	24,09
392022028	22 x 28 x 22	41	45	18	21	123	10	50	25,06

≤54 **B 20 21**

76÷108 **B 20 22**



389

"T" CON DERIVAZIONE FILETTO F

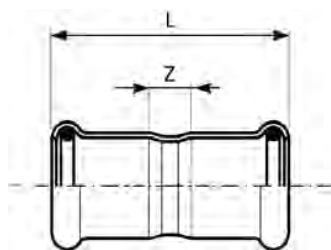
- BRANCH TEE FEMALE BSP OUTLET
- T-STÜCK MIT ABGANG IG
- TÉ MIXTE AVEC FILETAGE F
- TE HEMBRA ROSCADA

MATERIAL: E 195 - 1.0034

O-RING: EPDM nero - black - Schwarz - noir - negro




THREAD: EN 10226-1 (ex ISO 7/1)

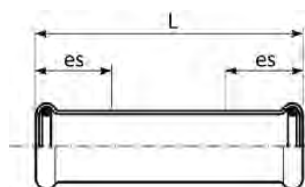
CODE	De x Rp x De mm x inch x mm	L1 mm	L2 mm	Z1 mm	Z2 mm	g			€
389102015	15 x 1/2" x 15	34,5	36	14	21	72	20	100	13,64
389102018	18 x 1/2" x 18	36,5	38	16	23	91	20	100	13,64
389102022	22 x 1/2" x 22	39	39	18	24	128	10	100	14,45
389304022	22 x 3/4" x 22	39	44	18	28	133	10	100	18,36
389102028	28 x 1/2" x 28	44	42	21	27	158	10	50	17,12
389304028	28 x 3/4" x 28	44	47	21	30	161	10	50	18,77
389100028	28 x 1" x 28	44	52,5	21	34	246	5	50	24,22
389102035	35 x 1/2" x 35	51	45	25	30	200	5	50	21,41
389304035	35 x 3/4" x 35	51	50	25	34	191	5	40	28,27
389100035	35 x 1" x 35	51	56	25	37	250	5	40	30,26
389102042	42 x 1/2" x 42	59	49	28	34	255	4	32	32,10
389304042	42 x 3/4" x 42	59	54	28	37	255	4	32	37,54
389102054	54 x 1/2" x 54	70	56	34	41	300	2	14	37,14
389304054	54 x 3/4" x 54	70	61	34	45	353	2	14	39,48
389100054	54 x 1" x 54	70	56	34	41	441	2	14	58,63
389102076	76,1 x 1/2" x 76,1	108	68	52	53	1040	2	2	170,97
389304076	76,1 x 3/4" x 76,1	108	77	52	60	1040	2	2	175,89
389102088	88,9 x 1/2" x 88,9	132	76	72	61	1255	2	2	186,91
389304088	88,9 x 3/4" x 88,9	132	84	72	68	1255	2	2	191,88
389102108	108 x 1/2" x 108	155	85	74	70	1700	2	2	232,51
389304108	108 x 3/4" x 108	155	94	74	77	1700	2	2	239,82

**383/000**
≤54 B 20 21
76÷108 B 20 22
MANICOTTO

- COUPLING
- MUFFE
- MANCHON
- MANGUITO HH




MATERIAL: E 195 - 1.0034**O-RING:** EPDM nero - black - Schwarz - noir - negro

CODE	De mm	L mm	Z mm				€
383012000	12	42	6	25	20	500	3,65
383015000	15	49	9	33	20	500	3,11
383018000	18	50	10	40	20	300	3,28
383022000	22	53	11	52	20	200	3,64
383028000	28	56	10	69	10	150	4,43
383035000	35	63	10	90	10	100	7,33
383042000	42	72	12	127	4	60	9,93
383054000	54	83	13	189	2	24	11,83
383076000	76,1	142	32	635	4	4	36,86
383088000	88,9	166	46	765	4	4	46,38
383108000	108	203	41	1170	2	2	61,82

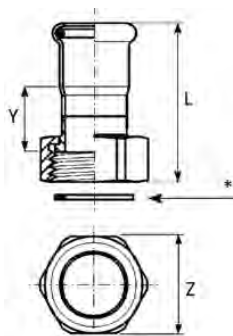
**383/001**
≤54 B 20 21
76÷108 B 20 22
**MANICOTTO
PASSANTE**

- SLIP COUPLING
- SCHIEBEMUFFE
- MANCHON LONG
- MANGUITO SIN TOPE

MATERIAL: E 195 - 1.0034**O-RING:** EPDM nero - black - Schwarz - noir - negro

CODE	De mm	L mm	es mm				€
383012001	12	56	22	42	20	500	4,51
383015001	15	81	25	55	20	200	4,41
383018001	18	81	25	59	20	200	4,95
383022001	22	84,5	25	81	20	100	5,27
383028001	28	92	30	111	10	100	6,50
383035001	35	102,5	30	150	10	50	13,73
383042001	42	117,5	40	213	4	40	16,10
383054001	54	139	40	314	4	20	18,21
383076001	76,1	230	60	940	2	2	57,08
383088001	88,9	260	70	1240	2	2	76,34
383108001	108	310	80	1835	2	2	82,38

B 20 21



383/002

MANICOTTO CON DADO FOLLE

- VALVE CONNECTOR
- ANSCHLUSSVERSCHRAUBUNG
- RACCORD ÉCROU LIBRE
- RÁCOR DOS PIEZAS

MATERIAL: E 195 - 1.0034

O-RING: EPDM nero - black - Schwarz - noir - negro

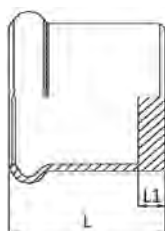
GASKET: [*]: EPDM nero - black - Schwarz - noir - negro

THREAD: ISO 228/1 [ex DIN 259]

CODE	De x G mm x inch	L mm	Z mm	Y mm	Gasket mm	g	kg	box	€
383015002	15 x 3/4"	37	30	10	24x14 thk 2,5	60	10	250	11,54
383018002	18 x 3/4"	37	30	10	24x14 thk 2,5	68	10	250	11,89
383022012	22 x 3/4"	54	30	25	24x14 thk 2,5	103	10	200	13,07
383022002	22 x 1"	40	36	10	30x20 thk 2,5	86	10	200	12,71
383022022	22 x 1 1/2"	42,5	55	14	44,5x30 thk 2,5	305	10	80	12,87
383028012	28 x 1"	58	36	27	30x20 thk 2,5	142	10	150	17,32
383028002	28 x 1 1/4"	47	46	14	39x27 thk 2,5	136	10	150	17,26
383028022	28 x 1 1/2"	48	55	14	44,5x30 thk 2,5	300	10	60	18,37
383035012	35 x 1 1/4"	67	46	32	39x27 thk 2,5	237	4	60	23,01
383035002	35 x 1 1/2"	52	55	14	44,5x30 thk 2,5	292	4	60	23,01
383042022	42 x 1 1/2"	77	55	35	44,5x30 thk 2,5	422	2	40	32,66
383042002	42 x 1 3/4"	55	60	14	50,5x38 thk 2,5	360	2	60	32,66
383042012	42 x 2"	56	65	14,5	56x42 thk 2,5	310	2	40	32,66
383054012	54 x 2"	83	65	36,5	56x42 thk 2,5	475	2	30	45,98
383054002	54 x 2 3/8"	60	75	15	65,5x45 thk 3	442	2	40	46,17
383054022	54 x 2 1/2"	65,5	81	16	71,5x53 thk 3	537	2	24	55,92

≤54 B 20 21

76÷108 B 20 22



383/003

TAPPO DI CHIUSURA

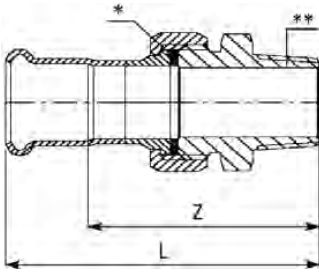
- STOP END
- VERSCHLUSSKAPPE
- BOUCHON D'OBTURATION
- TAPÓN

MATERIAL: E 195 - 1.0034

O-RING: EPDM nero - black - Schwarz - noir - negro




CODE	De mm	L mm	L1 mm	g	kg	box	€
383012003	12	30	13	21	20	500	7,49
383015003	15	26	5	28	20	500	6,26
383018003	18	26	5	30	10	300	6,72
383022003	22	27	5	40	10	200	7,39
383028003	28	29	5	57	10	150	9,86
383035003	35	32	5	80	5	100	11,88
383042003	42	36	5	115	4	80	18,40
383054003	54	41	5	177	4	40	22,40
383076003	76,1	78	6	540	2	10	44,88
383088003	88,9	88	6	730	2	10	55,31
383108003	108	102	6	935	2	2	77,26

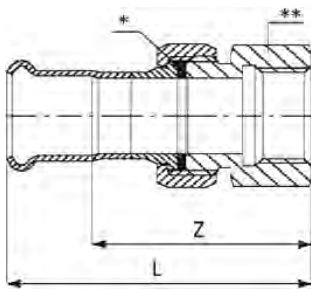
B 20 21

**384/000****BOCCHETTONE SEDE PIANA FILETTO M**

- STRAIGHT MALE UNION CONNECTOR
- DURCHGANGSVERSCHRAUBUNG MIT AUSSENGEWINDE
- RACCORD UNION FILETÉ
- RÁCOR 3 PIEZAS ROSCADO MACHO

MATERIAL: E 195 - 1.0034**FITTING:** [**]: ottone - brass - Messing - laiton - latón**O-RING:** EPDM nero - black - Schwarz - noir - negro**GASKET:** [*]: EPDM nero - black - Schwarz - noir - negro**THREAD:** EN 10226-1 [ex ISO 7/1]

CODE	De x R mm x inch	L mm	Z mm	Gasket mm				€
384015000	15 x 1/2"	64	44	24x14 thk 2,5	146	2	120	22,94
384018000	18 x 1/2"	64	44	24x14 thk 2,5	176	2	120	26,58
384022000	22 x 3/4"	69	46	30x20 thk 2,5	202	2	100	30,70
384028000	28 x 1"	80	56	39x27 thk 2,5	468	2	60	34,81
384035000	35 x 1 1/4"	89	62	44,5x30 thk 2,5	618	2	40	48,06
384042000	42 x 1 1/2"	93	61	50,5x38 thk 2,5	824	2	30	73,44
384054000	54 x 2"	104	66	65,5x45 thk 3	1178	2	20	167,06




**384/001**

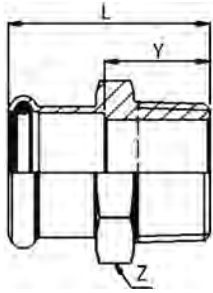
B 20 21

BOCCHETTONE SEDE PIANA FILETTO F

- STRAIGHT FEMALE UNION CONNECTOR
- DURCHGANGSVERSCHRAUBUNG MIT INNENGEWINDE
- RACCORD UNION TARAUDÉ
- RÁCOR 3 PIEZAS HEMBRA

MATERIAL: E 195 - 1.0034**FITTING:** [**]: ottone - brass - Messing - laiton - latón**O-RING:** EPDM nero - black - Schwarz - noir - negro**GASKET:** [*]: EPDM nero - black - Schwarz - noir - negro**THREAD:** EN 10226-1 [ex ISO 7/1]

CODE	De x Rp mm x inch	L mm	Z mm	Gasket mm				€
384015001	15 x 1/2"	59	38	24x14 thk 2,5	138	2	120	27,98
384018001	18 x 1/2"	59	38	24x14 thk 2,5	140	2	120	29,18
384022001	22 x 3/4"	64	41	30x20 thk 2,5	209	2	100	34,04
384028001	28 x 1"	73	49	39x27 thk 2,5	450	2	60	48,41
384035001	35 x 1 1/4"	81	54	44,5x30 thk 2,5	600	2	40	62,77
384042001	42 x 1 1/2"	85	53	50,5x38 thk 2,5	621	2	30	92,86
384054001	54 x 2"	102	66	65,5x45 thk 3	1189	2	20	117,74



387

≤54 B 20 21
76÷108 B 20 22




MANICOTTO MISTO FILETTO M

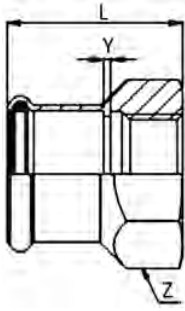
- MALE ADAPTER
- ÜBERGANGSSTÜCK MIT AG
- RACCORD AVEC FILETAGE MALE
- UNIÓN MACHO

MATERIAL: E 195 - 1.0034

O-RING: EPDM nero - black - Schwarz - noir - negro




THREAD: EN 10226-1 (ex ISO 7/1)

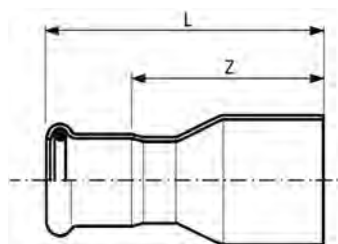
CODE	De x R mm x inch	L mm	Z mm	Y mm	 g			€
387308012	12 x 3/8"	38	19	21	41	20	300	8,81
387308015	15 x 3/8"	41	24	21	58	20	400	8,86
387102015	15 x 1/2"	44	24	24	65	20	300	8,86
387304015	15 x 3/4"	44	27	24	78	10	200	9,09
387102018	18 x 1/2"	44	27	24	72	20	300	9,12
387304018	18 x 3/4"	45	30	25	107	10	200	10,69
387102022	22 x 1/2"	42	32	21	60	10	200	10,21
387304022	22 x 3/4"	45	32	25	93	10	200	10,22
387100022	22 x 1"	46	36	25	154	10	100	11,48
387304028	28 x 3/4"	47	38	24	114	10	100	12,40
387100028	28 x 1"	48	38	25	116	10	100	12,77
387114028	28 x 1"1/4	52	46	29	195	5	50	13,80
387100035	35 x 1"	52	46	25	169	5	50	16,14
387114035	35 x 1"1/4	56	46	29	205	5	50	16,48
387112035	35 x 1"1/2	55	50	28	220	5	50	17,48
387112042	42 x 1"1/2	63	55	33	250	4	40	18,76
387200054	54 x 2"	72	65	36	356	4	32	29,70
387212076	76,1 x 2"1/2	98	83	43	752	2	8	127,20
387300088	88,9 x 3"	111	98	51	1191	2	4	190,28
387400108	108 x 4"	132	118	57	1802	2	2	207,15

**390****MANICOTTO MISTO FILETTO F**

- FEMALE ADAPTER
- ÜBERGANGSSTÜCK MIT IG
- RACCORD AVEC FILETAGE FEMELLE
- UNIÓN HEMBRA

MATERIAL: E 195 - 1.0034**O-RING:** EPDM nero - black - Schwarz - noir - negro**THREAD:** EN 10226-1 (ex ISO 7/1)

CODE	De x Rp mm x inch	L mm	Z mm	Y mm				€
390102012	12 x 1/2"	36	27	3	55	20	300	12,95
390308015	15 x 3/8"	35	24	2	48	20	300	8,87
390102015	15 x 1/2"	38	27	2	60	20	300	8,87
390304015	15 x 3/4"	39	32	2	78	10	200	9,11
390102018	18 x 1/2"	38	27	2	60	20	300	9,11
390304018	18 x 3/4"	39	32	2	78	10	200	10,93
390102022	22 x 1/2"	39	32	2	96	10	200	11,18
390304022	22 x 3/4"	40	32	2	81	10	150	11,34
390100022	22 x 1"	43	41	2	147	10	100	12,80
390102028	28 x 1/2"	41	38	2	155	10	100	11,96
390304028	28 x 3/4"	42	38	2	132	10	100	13,15
390100028	28 x 1"	45	41	2	147	10	100	13,15
390100035	35 x 1"	51	46	2	218	5	50	14,52
390114035	35 x 1"1/4	52	46	2	154	5	50	15,33
390112042	42 x 1"1/2	56	55	2	245	4	40	16,80
390200054	54 x 2"	65	65	2	329	4	32	28,11



391

≤54 B 20 21
76÷108 B 20 22

RIDUZIONE MF

- REDUCER
- REDUZIERSTÜCK
- REDUCTION
- REDUCCIÓN MH

MATERIAL: E 195 - 1.0034

O-RING: EPDM nero - black - Schwarz - noir - negro

CODE	De mm	L mm	Z mm	g	g	Box	€
391015012	15 x 12	51	33	29	20	500	4,47
391018012	18 x 12	53	35	32	20	500	4,47
391018015	18 x 15	57	37	36	20	500	4,62
391022012	22 x 12	60	42	41	20	300	4,90
391022015	22 x 15	64	44	45	20	300	4,62
391022018	22 x 18	60	40	48	20	300	4,99
391028015	28 x 15	76,5	56,5	50	20	200	7,81
391028018	28 x 18	68	48	62	20	200	7,32
391028022	28 x 22	65	42,5	59	20	200	4,54
391035022	35 x 22	70	49	89	10	100	6,22
391035028	35 x 28	71	48	91	10	100	5,31
391042022	42 x 22	97	76	120	4	80	21,49
391042028	42 x 28	93	70	127	4	80	21,49
391042035	42 x 35	81	55	130	4	40	18,50
391054022	54 x 22	104	83	192	4	40	38,19
391054028	54 x 28	108,5	85,5	155	4	40	38,19
391054035	54 x 35	108	82	189	4	40	33,53
391054042	54 x 42	97,5	67,5	205	4	32	20,87
391076042	76,1 x 42	157	127	506	4	4	56,65
391076054	76,1 x 54	159	124	517	4	4	52,31
391088054	88,9 x 54	179	143	667	4	4	67,27
391088076	88,9 x 76,1	184	129	792	4	4	79,71
391108076	108 x 76,1	203	148	983	2	2	85,28
391108088	108 x 88,9	207	147	1079	2	2	102,13

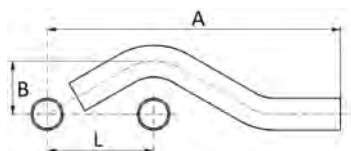
B 20 21

379

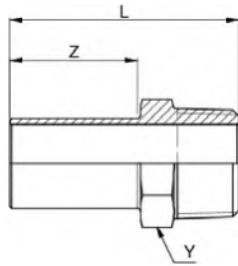
"S" DI SCAVALCAMENTO MM

- PIPE BRIDGE
- SPRUNGBOGEN
- "S" DE CHEVAUCHEMENT MALE
- "S" DE SUPERPOSICIÓN MM

MATERIAL: E 195 - 1.0034






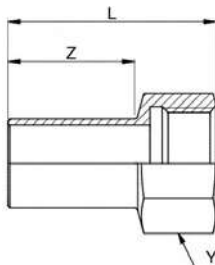
CODE	De mm	L mm	A mm	B mm	g	g	Box	€
379012000	12	55	154	35	10	10	150	6,22
379015000	15	57	158	30	14	10	150	6,68
379018000	18	60	166	31	17	10	100	7,45
379022000	22	65	179	33	29	10	50	8,94
379028000	28	73	206	36	44	10	50	10,60

**393/M****B 20 21****MANICOTTO CON INSERIMENTO FILETTO M**

- MALE REDUCTION SOCKET
- ÜBERGANG AUSSENGEWINDE MIT EINSCHUBENDE
- MANCHON DE RÉDUCTION FILETÉ
- ADAPTADOR MACHO




MATERIAL: E 195 - 1.0034**THREAD:** EN 10226-1 [ex ISO 7/1]

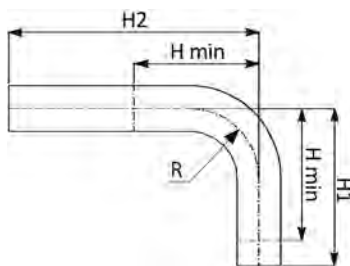
CODE	De x R mm x inch	L mm	Z mm	Y mm				€
393102115	15 x 1/2"	52	31	22	56	20	300	6,28
393102118	18 x 1/2"	52	31	22	49	20	300	6,85
393304118	18 x 3/4"	55	31	27	93	20	200	7,26
393102122	22 x 1/2"	55	32	27	68	10	200	7,75
393304122	22 x 3/4"	56	32	27	78	10	200	9,40
393100128	28 x 1"	64	37	38	141	10	100	13,57

**393/F****B 20 21****MANICOTTO CON INSERIMENTO FILETTO F**

- FEMALE REDUCTION SOCKET
- ÜBERGANG INNENGEWINDE MIT EINSCHUBENDE
- MANCHON DE RÉDUCTION AVEC TARAUDAGE
- ADAPTADOR HEMBRA




MATERIAL: E 195 - 1.0034**THREAD:** EN 10226-1 [ex ISO 7/1]

CODE	De x Rp mm x inch	L mm	Z mm	Y mm				€
393102015	15 x 1/2"	52	37	24	49	20	400	5,71
393102018	18 x 1/2"	52	37	24	50	20	400	6,17
393304018	18 x 3/4"	51	37	30	62	20	300	6,91
393102022	22 x 1/2"	52	37	24	51	20	300	7,67
393304022	22 x 3/4"	52	38	30	63	20	300	8,90

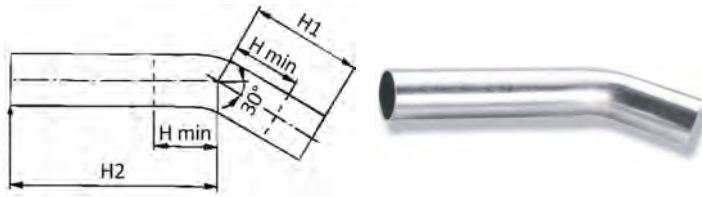
**394/900****B 20 21****TUBO CURVO 90°**

- 90° ELBOW MM
- PASSBOGEN 90°
- COUDE D'AJUSTEMENT 90°
- TUBO RICURVO 90° MM

MATERIAL: E 195 - 1.0034

CODE	De mm	H1 mm	H min mm	H2 mm	R mm				€
394015900	15	70	48	120	35	87	20	160	5,66
394018900	18	70	53	120	38	105	20	120	6,33
394022900	22	70	61	120	40	130	10	100	6,43
394028900	28	97	80	125	45	197	10	50	7,33
394035900	35	120	90	200	42	372	4	20	16,78
394042900	42	160	115	250	50	578	2	10	25,89
394054900	54	300	140	305	65	1114	2	4	35,28

B 20 21



394/300

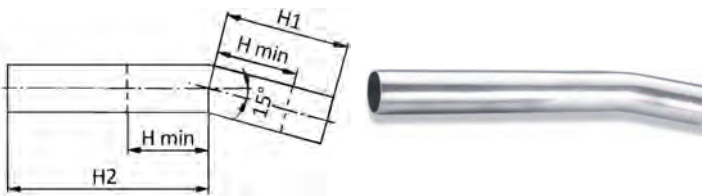
TUBO CURVO 30°

- 30° ELBOW MM
- PASSBOGEN 30°
- COUDE D'AJUSTEMENT 30°
- TUBO RICURVO 30° MM

MATERIAL: E 195 - 1.0034

CODE	De mm	H1 mm	H min mm	H2 mm	g	kg	box	€
394028300	28	54	47	130	179	10	50	12,00
394035300	35	80	50	218	366	4	24	22,63
394042300	42	98	54	274	553	2	10	33,36
394054300	54	137	72	324	888	2	2	43,70

B 20 21



394/150

TUBO CURVO 15°

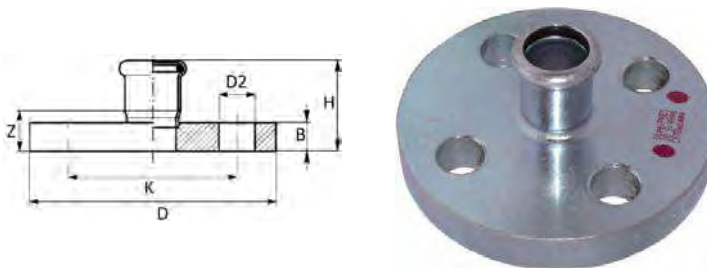
- 15° ELBOW MM
- PASSBOGEN 15°
- COUDE D'AJUSTEMENT 15°
- TUBO RICURVO 15° MM

MATERIAL: E 195 - 1.0034

CODE	De mm	H1 mm	H min mm	H2 mm	g	kg	box	€
394028150	28	45	38	136	176	10	50	12,00
394035150	35	62	32	234	364	4	24	22,63
394042150	42	94	50	276	551	2	10	33,36
394054150	54	117	52	337	876	2	2	43,70

≤54 B 20 21

76÷108 B 20 22



393/002

MANICOTTO FLANGIATO

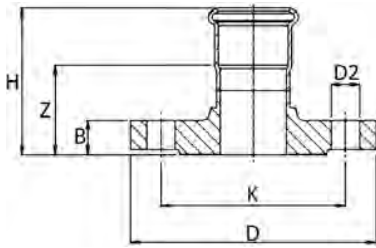
- ADAPTOR FLANGE
- ÜBERGANGSFLANSCH
- BRIDE DE RACCORDMENT
- BRIDA ADAPTADOR

MATERIAL: E 195 - 1.0034

O-RING: EPDM nero - black - Schwarz - noir - negro

PN 6

CODE	De mm	DN flg	H mm	Z mm	B mm	D mm	D2 mm	Holes Nr.	K mm	g	kg	box	€
393015002	15	15	39	19	12	80	11	4	55	434	2	20	41,54
393018002	18	15	39,5	19,5	12	80	11	4	55	431	2	20	43,77
393022002	22	20	42,5	21,5	14	90	11	4	65	636	2	14	47,16
393028002	28	25	45,5	22,5	14	100	11	4	75	784	2	10	55,59
393035002	35	32	51	25,5	16	120	14	4	90	1259	2	6	64,01
393042002	42	40	55	25	16	130	14	4	100	1472	2	6	70,76
393054002	54	50	62	26	16	140	14	4	110	1657	2	4	85,92
393076002	76,1	65	100,5	45,5	14	160	14	4	130	1849	2	2	151,60
393088002	88,9	80	112	52	16	190	18	4	150	2879	2	2	171,82
393108002	108	100	128	53	16	210	18	4	170	3488	2	2	252,68

**393/000**




≤54 B 20 21

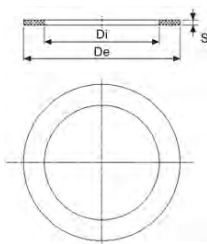
76÷108 B 20 22

**MANICOTTO
FLANGIATO**

- ADAPTOR FLANGE
- ÜBERGANGSFLANSCH
- BRIDE DE RACCORDEMENT
- BRIDA ADAPTADOR



MATERIAL: E 195 - 1.0034**O-RING:** EPDM nero - black - Schwarz - noir - negro**PN 16**

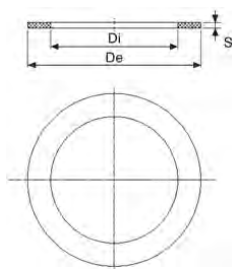
CODE	De mm	DN flg	H mm	Z mm	B mm	D mm	D2 mm	Holes Nr.	K mm				€
393015000	15	15	43	23	16	95	14	4	65	578	2	20	50,69
393018000	18	15	44	24	16	95	14	4	65	572	2	20	52,59
393022000	22	20	47	26	18	105	14	4	75	754	2	14	57,16
393028000	28	25	50	27	18	115	14	4	85	1094	2	10	63,28
393035000	35	32	53	27	18	140	18	4	100	1672	2	6	79,14
393042000	42	40	57	27	18	150	18	4	110	1988	2	6	89,70
393054000	54	50	64	28	18	165	18	4	125	2666	2	4	111,14
393076000	76,1	65	104,5	49,5	18	185	18	8	145	2994	2	2	175,88
393088000	88,9	80	116	56	20	200	18	8	160	3861	2	2	207,85
393108000	108	100	132	57	20	220	18	8	180	4623	2	2	287,85

**434/PN 6****R 30 30****GUARNIZIONE ECOLOGICA PER FLANGE**

- GASKET FOR FLANGE
- FLANSCHDICHTUNG
- JOINT POUR BRIDE
- JUNTA ECOLÓGICA PARA BRIDA

MATERIAL: Sesalit Eco**NORM:** EN 1092-1**PN 6**

CODE	DN	De mm	Di mm	S mm			€
434015006	15 - [1/2"]	44	20	2	4	10	0,76
434020006	20 - [3/4"]	54	25	2	6	10	1,11
434025006	25 - [1"]	64	30	2	9	10	1,55
434032006	32 - [1 1/4"]	75	38	2	11	10	2,08
434040006	40 - [1 1/2"]	85	45	2	14	10	2,71
434050006	50 - [2"]	95	57	2	15	10	4,14
434065006	65 - [2 1/2"]	115	76	2	19	10	5,69
434080006	80 - [3"]	132	89	2	26	10	6,74
434100006	100 - [4"]	152	108	2	29	10	7,98



434/PN10-16

R 30 30

GUARNIZIONE ECOLOGICA PER FLANGE

- GASKET FOR FLANGE
- FLANSCHDICHTUNG
- JOINT POUR BRIDE
- JUNTA ECOLÓGICA PARA BRIDA

PN
10/16

MATERIAL: Sesalit Eco
NORM: EN 1092-1

CODE	DN	De mm	Di mm	S mm			€
434015000	15 - (1/2")	50	20	2	6	10	0,76
434020000	20 - (3/4")	60	25	2	8	10	1,09
434025000	25 - (1")	70	30	2	10	10	1,54
434032000	32 - (1 1/4")	82	38	2	14	10	2,08
434040000	40 - (1 1/2")	92	45	2	17	10	2,71
434050000	50 - (2")	108	57	2	22	10	4,09
434065000	65 - (2 1/2")	127	76	2	27	10	5,65
434080000	80 - (3")	142	89	2	30	10	6,68
434100000	100 - (4")	162	108	2	38	10	7,67

Sesalit ECO: fibre organiche e sintetiche legate con gomma NBR/SBR esente amianto

IMPIEGHI: Acqua calda e fredda, olii vegetali ed animali, aria, alcuni carburanti (no GAS)

LIMITI DI TEMPERATURA ORIENTATIVI

Temperatura massima per brevi esposizioni: 180°-200° C

Temperatura massima di esercizio continuo per fluidi non aggressivi: 140° C

Temperatura massima di esercizio continuo con vapore: 110° C

OMOLOGAZIONI: acqua potabile WRAS n° 1605525

Sesalit ECO: organic and synthetic fibers bonded with NBR/SBR asbestos-free

USES: hot and cold water, vegetable and animal oils, air, some fuels (no GAS)

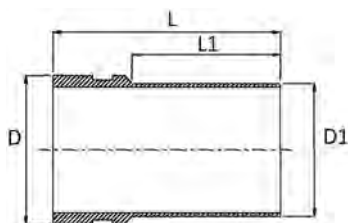
GUIDELINE TEMPERATURE LIMITS

Maximum temperature for short exposure: 180°-200° C

Maximum operating temperature for continuous non-aggressive fluids: 140° C

Maximum temperature for continuous operation with steam: 110° C

APPROVAL: potable water WRAS n° 1605525



322

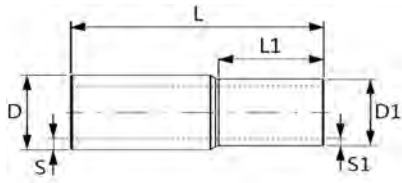
B 20 22

RACCORDO DI TRANSIZIONE STEELPRES TUBAZIONI SCANALATE A GIUNTI RAPIDI

- TRANSITION PIECE STEELPRES/COUPLINGS
- ÜBERGANG STEELPRES/KUPPLUNG
- RACORD DE PASAGE ENTRE STEELPRES ET TUBE CANNELÉ
- RÁCOR DE TRANSICIÓN STEELPRES/TUBERIA CANALADA

MATERIAL: E 275+N - 1.0225

CODE	D mm	D1 mm	L mm	L1 mm				€
322060042	60	42	120	69	410	1	25	54,85
322060054	60	54	120	80	410	1	20	48,59
322076054	76	54	130	76	585	1	15	71,02



375




≤54 B 20 21

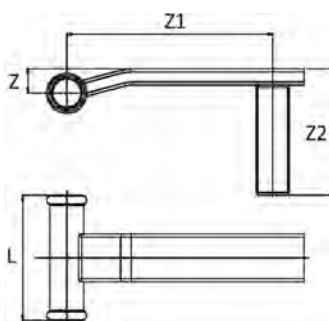
76÷108 B 20 22

**GIUNTO A SALDARE
SENZA ZINCATURA**

- COMBINATION PIPE WELDING END (NOT GALVANIZED)
- KOMBIROHR MIT ANSCHWEISSENDE (NICHT VERZINKT)
- TUBE RÉDUIT AVEC EXTRÉMITÉ À SOUDER (NON GALVANISÉ)
- UNIÓN A SALDAR SIN ZINCADURA

MATERIAL: E 195 - 1.0034

CODE	D mm	D1 mm	S mm	S1 mm	L1 mm	L mm				€
375308012	17,2	12	4,1	1,5	26	120	124	10	100	34,34
375308015	17,2	15	2,6	1,5	30	120	89	10	100	36,23
375102018	21,3	18	3,15	1,5	30	120	132	10	100	38,23
375304022	26,9	22	3,95	1,5	34	120	216	10	100	41,72
375100028	33,7	28	4,35	1,5	34	120	303	5	80	52,75
375114035	42,4	35	5,2	1,5	40	120	423	5	50	63,23
375112042	48,3	42	4,65	1,5	45	120	438	5	40	74,61
375200054	60,3	54	4,65	1,5	50	120	537	2	24	122,35
375212076	76,1	76,1	3,7	2	70	120	570	2	20	135,95
375300088	88,9	88,9	4,1	2	75	120	692	2	12	169,59
375400108	114,3	108	5,2	2	90	120	842	2	8	236,31






396/RAD

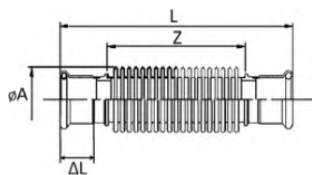
B 20 21

ATTACCO VERNICIATO PER RADIATORE

- PAINTED RADIATOR CONNECTOR
- HEIZUNGSANSCHLUSS LACKIERT
- CONNECTEUR PEINT DE RADIATEUR
- CONECTADOR PINTADO DEL RADIADOR

MATERIAL: E 195 - 1.0034**O-RING:** EPDM nero - black - Schwarz - noir - negro

CODE	De mm	L mm	Z mm	Z1 mm	Z2 mm				€
396102015V	15 x 1/2"	80	16	131	81	224	1	50	45,95
396102018V	18 x 1/2"	80	16	131	81	236	1	50	47,45



199




≤54 B 10 11
76÷108 B 10 12

COMPENSATORE DI DILATAZIONE

- EXPANSION COMPENSATOR
- WELLENKOMPENSATOR
- COMPENSATEUR D'EXPANSION
- DILATADOR

MATERIAL: AISI 316L - 1.4404

O-RING: EPDM nero - black - Schwarz - noir - negro

CODE	De mm	L mm	Z mm	A mm				€
199015000	15	139	71	22	80	1	100	164,93
199018000	18	143	74	27	108	1	80	181,40
199022000	22	139	68	34	130	1	80	202,03
199028000	28	150	73	41	155	1	40	259,80
199035000	35	177	90	51	251	1	24	321,61
199042000	42	202	107	61	440	1	16	383,46
199054000	54	221	113	71	550	1	12	474,17
199076000	76,1	278	180	87	1464	1	2	724,89
199088000	88,9	314	235	105	1871	1	2	895,95
199108000	108	388	255	131	2845	1	2	1038,33

Sono concessi singoli raccordi in acciaio inox inseriti in un impianto in acciaio al carbonio.

Single joints in stainless steel are accepted inside a carbon steel installations.

Einzelne Fittings Inox in einer Carbon-Anlage sind zulässig.

Sont concedes les raccords simples inox inseres dans l'installation carbone.

Se aceptan accesorios independientes de inox / cobre / cuproniquel insertados en una instalación de acero carbonio.

199 - Compensatore di dilatazione - Expansion compensator - Wellenkomensator Compensateur d'expansion - Dilatador

La corsa massima di lavoro non deve superare la corsa nominale sotto indicata / The maximum axial stroke must not exceed the nominal value below indicated
La course axiale maximum ne doit pas dépasser la course nominale indiquée ci-dessous / Der maximale Axialhub darf den unten angegebenen Nennwert nicht überschreiten / El rango máximo de trabajo no debe exceder el rango nominal abajo indicado

Code	DN	Cycles MAX	Temperature °C																			
			20°		40°		60°		80°		100°		120°		140°		160°		180°		200°	
			ΔL (mm)	P (bar)	ΔL (mm)	P (bar)	ΔL (mm)	P (bar)	ΔL (mm)	P (bar)	ΔL (mm)	P (bar)	ΔL (mm)	P (bar)	ΔL (mm)	P (bar)	ΔL (mm)	P (bar)	ΔL (mm)	P (bar)	ΔL (mm)	P (bar)
199 / 15	15		16,0		14,7		13,6		12,6		11,8		11,4		10,9		10,6		10,2		9,9	
199 / 18	18		18,0		16,6		15,3		14,2		13,3		12,8		12,3		11,9		11,5		11,2	
199 / 22	22		20,0		18,4		17,0		15,8		14,8		14,2		13,7		13,2		12,8		12,4	
199 / 28	28	800	22,0	16	20,2	14,5	18,7	13,5	17,4	12,5	16,3	12	15,6	11,5	15,0	11	14,5	10,5	14,1	10,2	13,6	9,5
199 / 35	35		26,0		23,9		22,1		20,5		19,2		18,5		17,8		17,2		16,6		16,1	
199 / 42	42		32,0		29,4		27,2		25,3		23,7		22,7		21,9		21,1		20,5		19,8	
199 / 54	54		36,0		33,1		30,6		28,4		26,6		25,6		24,6		23,8		23,0		22,3	
199 / 76	76		30,0		27,6		25,5		23,7		22,2		21,3		20,5		19,8		19,2		18,6	
199 / 88	89	500	40,0	16	36,8	14,5	34,0	13,5	31,6	12,5	29,6	12	28,4	11,5	27,3	11	26,4	10,5	25,6	10,2	24,8	9,5
199 / 108	108		50,0		46,0		42,5		39,5		37,0		35,5		34,2		33,0		32,0		31,0	

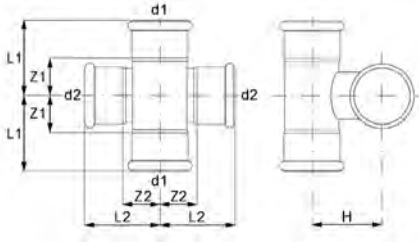
Code	DN	Cycles MAX	Temperature °C																			
			20°		40°		60°		80°		100°		120°		140°		160°		180°		200°	
			ΔL (mm)	P (bar)	ΔL (mm)	P (bar)	ΔL (mm)	P (bar)	ΔL (mm)	P (bar)	ΔL (mm)	P (bar)	ΔL (mm)	P (bar)	ΔL (mm)	P (bar)	ΔL (mm)	P (bar)	ΔL (mm)	P (bar)	ΔL (mm)	P (bar)
199 / 15	15		11,2		10,3		9,5		8,8		8,3		8,0		7,6		7,4		7,2		6,9	
199 / 18	18		12,6		11,6		10,7		10,0		9,3		8,9		8,6		8,3		8,1		7,8	
199 / 22	22		14,0		12,9		11,9		11,1		10,4		9,9		9,6		9,2		9,0		8,7	
199 / 28	28	2900	15,4	16	14,2	14,5	13,1	13,5	12,2	12,5	11,4	12	10,9	11,5	10,5	11	10,2	10,5	9,9	10,2	9,5	9,5
199 / 35	35		18,2		16,7		15,5		14,4		13,5		12,9		12,4		12,0		11,6		11,3	
199 / 42	42		22,4		20,6		19,0		17,7		16,6		15,9		15,3		14,8		14,3		13,9	
199 / 54	54		25,2		23,2		21,4		19,9		18,6		17,9		17,2		16,6		16,1		15,6	
199 / 76	76		21,0		19,3		17,9		16,6		15,5		14,9		14,3		13,9		13,4		13,0	
199 / 88	89	1800	28,0	16	25,8	14,5	23,8	13,5	22,1	12,5	20,7	12	19,9	11,5	19,1	11	18,5	10,5	17,9	10,2	17,4	9,5
199 / 108	108		35,0		32,2		29,8		27,7		25,9		24,9		23,9		23,1		22,4		21,7	

Code	DN	Cycles MAX	Temperature °C																			
			20°		40°		60°		80°		100°		120°		140°		160°		180°		200°	
			ΔL (mm)	P (bar)	ΔL (mm)	P (bar)	ΔL (mm)	P (bar)	ΔL (mm)	P (bar)	ΔL (mm)	P (bar)	ΔL (mm)	P (bar)	ΔL (mm)	P (bar)	ΔL (mm)	P (bar)	ΔL (mm)	P (bar)	ΔL (mm)	P (bar)
199 / 15	15		8,0		7,4		6,8		6,3		5,9		5,7		5,5		5,3		5,1		5,0	
199 / 18	18		9,0		8,3		7,7		7,1		6,7		6,4		6,1		5,9		5,8		5,6	
199 / 22	22		10,0		9,2		8,5		7,9		7,4		7,1		6,8		6,6		6,4		6,2	
199 / 28	28	12000	11,0	16	10,1	14,5	9,4	13,5	8,7	12,5	8,1	12	7,8	11,5	7,5	11	7,3	10,5	7,0	10,2	6,8	9,5
199 / 35	35		13,0		12,0		11,1		10,3		9,6		9,2		8,9		8,6		8,3		8,1	
199 / 42	42		16,0		14,7		13,6		12,6		11,8		11,4		10,9		10,6		10,2		9,9	
199 / 54	54		18,0		16,6		15,3		14,2		13,3		12,8		12,3		11,9		11,5		11,2	
199 / 76	76		15,0		13,8		12,8		11,9		11,1		10,7		10,2		9,9		9,6		9,3	
199 / 88	89	7500	20,0	16	18,4	14,5	17,0	13,5	15,8	12,5	14,8	12	14,2	11,5	13,7	11	13,2	10,5	12,8	10,2	12,4	9,5
199 / 108	108		25,0		23,0		21,3		19,8		18,5		17,8		17,1		16,5		16,0		15,5	

Cycles MAX = Numero di cicli di lavoro - Work cycles number - Anzahl der Zyklen - Nombre de cycles de travail - Número de ciclos de trabajo

ΔL (mm) = Corsa assiale in compressione - Compression axial stroke - Axialhub in Kompression - Course axiale en compression - Carrera axial en compresión

P (bar) = pressione massima di lavoro - Maximum working pressure - maximaler Arbeitsdruck - Pression de travail maximale - Presión máxima de trabajo






399

CROCE A 90°

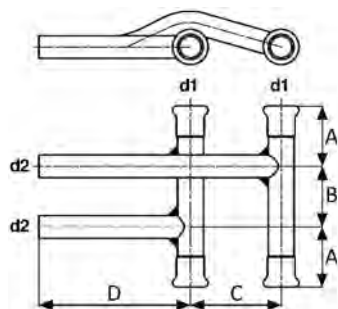
- CROSSOVER 90°
- KREUZSTÜCK 90°
- CROIX 90°
- CRUZ 90°

MATERIAL: E 195 - 1.0034

O-RING: EPDM nero - black - Schwarz - noir - negro

CODE	d1 - d2	L1 mm	L2 mm	Z1 mm	Z2 mm	H mm				€
399015015	15 x 15	34,5	34,5	14,5	14,5	20	92	10	100	39,58
399018015	18 x 15	36,5	34,5	16,5	14,5	21,5	102	10	100	43,42
399022015	22 x 15	39,5	34,5	18,5	14,5	24	121	10	80	45,50
399022018	22 x 18	39,5	36,5	18,5	16,5	25,5	131	10	80	46,13
399028015	28 x 15	44	34,5	21	14,5	26,5	150	10	50	47,99
399028018	28 x 18	44	36,5	21	16,5	28	160	10	50	48,62

B 20 21






395

SCAVALCO SINGOLO

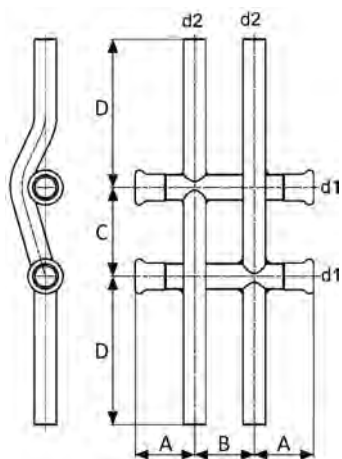
- SINGLE CROSSING
- HEIZKÖRPERANSCHLUSS
- RACCORDEMENT SINGLE ALLÉE ET RETOUR
- MANGUITO C/ CURVA DESVIACIÓN

MATERIAL: E 195 - 1.0034

O-RING: EPDM nero - black - Schwarz - noir - negro

CODE	d1 - d2	A mm	B mm	C mm	D mm				€
395012012	12 x 12	30	40	60	100	205	1	30	76,60
395015012	15 x 12	40	40	60	100	244	1	30	77,12
395015015	15 x 15	40	40	60	100	266	1	30	77,39
395018012	18 x 12	40	40	60	100	276	1	25	77,69
395018015	18 x 15	40	40	60	100	298	1	25	79,55
395022012	22 x 12	40	40	60	100	322	1	20	81,75
395022015	22 x 15	40	40	60	100	340	1	20	85,56
395028012	28 x 12	40	40	60	100	374	1	20	87,17
395028015	28 x 15	40	40	60	100	394	1	15	88,27

B 20 21






396

SCAVALCO DOPPIO











- DOUBLE CROSSING
- KREUZFITTING
- RACCORDEMENT DOUBLE ALLÉE ET RETOUR
- MANGUITO C/ CURVA DESVIACIÓN DOBLE

MATERIAL: E 195 - 1.0034

O-RING: EPDM nero - black - Schwarz - noir - negro

CODE	d1 - d2	A mm	B mm	C mm	D mm				€
396012012	12 x 12	30	40	60	100	280	1	20	98,61
396015012	15 x 12	40	40	60	100	318	1	20	107,34
396015015	15 x 15	40	40	60	100	376	1	20	108,99
396018012	18 x 12	40	40	60	100	355	1	20	113,92
396018015	18 x 15	40	40	60	100	410	1	15	115,81
396022012	22 x 12	40	40	60	100	380	1	15	117,42
396022015	22 x 15	40	40	60	100	436	1	15	118,24
396028012	28 x 12	40	40	60	100	452	1	10	122,61
396028015	28 x 15	40	40	60	100	494	1	10	126,42
396035015	35 x 15	40	40	60	100	556	1	10	140,04

Certificazioni / Certifications

		PRODUKTE DER WASSERVERSORGUNG	DW-8511CL0331	Ø 15 – 54 mm
		PRESSFITTINGS, TYPE AESPRES	n°1988	Ø 15 – 54 mm
		AESPRES, PRESSKOPPLING Ø15-54 MM	SC0265-16	Ø 15 – 54 mm
		RACCORDI A PRESSARE IN RAME-BRONZO / COPPER-BRONZE PRESSFITTINGS PRODOTTI E COMPONENTI UTILIZZATI A CONTATTO CON ACQUA POTABILE PRODUCT AND ELEMENTS IN CONTACT WITH DRINKING WATER	ICIM-CAP-009671-01	Ø 12 – 54 mm
		AESPRES PRESSFITTING SYSTEM	POCC.IT.AM05.H05079	Ø 15 – 54 mm

Campi di applicazione / Fields of application



Acqua potabile
 Potable water



Riscaldamento
 Heating



Raffrescamento
 Cooling



Solare termico con O-Ring FKM
 Solar thermal with FKM O-Ring




Aria compressa
 Compressed Air



Antincendio
 Fire protection systems

AES PRES® O-ring EPDM

Nero | Black | Schwarz | Noir | Negro



SCOPRI LA GAMMA

AES PRES®
 DISCOVER THE RANGE



FOCUS ON **TUBO RAME PER AESPRES - AESPRES GAS / AESPRES - AESPRES GAS COPPER PIPING**

Le tubazioni per impianti acqua e gas in rame, devono essere rispondenti alla norma UNI EN 1057:2010.

Rame e leghe di rame - Tubi rotondi di rame senza saldatura per acqua e gas nelle applicazioni sanitarie e di riscaldamento.

Piping for copper water and gas installation should comply with the standard EN 1057:2010, "Copper and copper alloys - Round tubes in copper without welding for water and gas in health-care and heating applications".

TABELLA 4: CARATTERISTICHE DEI TUBI DI RAME - EN 1057

Classe di resistenza <i>Resistance class</i>	Stato di fornitura <i>Delivery condition</i>	ϕ (mm)
R220	Ricotto - Rotoli <i>Annealed - Roll</i>	12 ÷ 22
R250	Semiduro - Barre <i>Semi-hard - Bar</i>	12 ÷ 28
R290	Duro - Barre <i>Hard - Bar</i>	12 ÷ 54

Classe di resistenza <i>Resistance class</i>	Resistenza minima alla trazione <i>Minimum traction resistance Rm (MPa)</i>	Allungamento minimo alla rottura <i>Minimum breaking elongation (%)</i>
R220	220	40
R250	250	20
R290	290	3

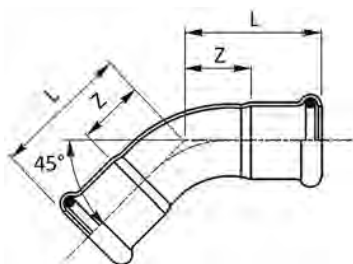
Le dimensioni dei tubi utilizzabili con i sistemi a pressare **Aespres** ed **Aespres Gas** sono esposte nella tabella sottostante.

*Tube sizes to be used with **Aespres** and **Aespres Gas** press fittings are included in the annexed table.*

**DIMENSIONI DEI TUBI DI RAME - EN 1057 / DVGW GW 392
AESPRES PIPES DIMENSIONS AND CHARACTERISTICS - EN 1057 / DVGW GW 392**

ϕ ESTERNO x SP. <i>EXTERNAL ϕ x THK.</i> mm	DN	ϕ INTERNO <i>INTERNAL ϕ</i> mm	MASSA <i>MASS</i> kg/m	CONTENUTO D'ACQUA <i>WATER VOLUME</i> l/m	STATO FORNITURA <i>SUPPLIED CONDITION</i>
12x1	10	10	0,309	0,079	Rotolo / Roll 25/50 m (R220)
15x1	12	13	0,393	0,133	o/ or
18x1	15	16	0,477	0,201	Barra / Bar 5 m (R250 - R290)
22x1	20	20	0,589	0,314	
28x1,5	25	25	1,115	0,491	Barra / Bar 5 m (R250 - R290)
35x1,5	32	32	1,410	0,804	
42x1,5	40	39	1,704	1,194	Barra / Bar 5 m (R290)
54x2	50	50	2,918	1,963	

B 70 71



681/450

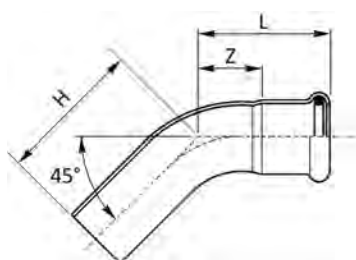
CURVA 45° FF

- 45° ELBOW FF
- BOGEN 45° II
- COUDE FF 45°
- CURVA 45° HH

MATERIAL: Cu-DHP99,9 - CW024A
O-RING: EPDM nero - black - Schwarz
 noir - negro

CODE	De mm	L mm	Z mm				€
681012450	12	32	14	38	20	400	5,35
681015450	15	27,5	7,5	36	20	400	5,35
681018450	18	29,5	9,5	53	20	300	5,63
681022450	22	32	11	71	20	100	6,92
681028450	28	37	14	101	10	100	21,15
681035450	35	43,5	17,5	138	10	60	30,19
681042450	42	51	21	200	4	40	49,08
681054450	54	62	26,5	306	2	20	68,69

B 70 71



681/451

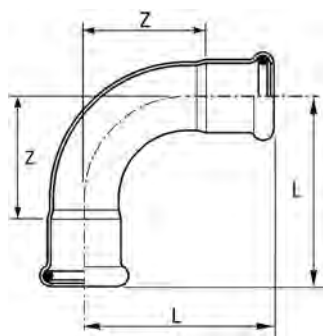
CURVA 45° MF

- 45° ELBOW MF
- BOGEN 45° IA
- COUDE MF 45°
- CURVA 45° HM

MATERIAL: Cu-DHP99,9 - CW024A
O-RING: EPDM nero - black - Schwarz
 noir - negro

CODE	De mm	L mm	H mm	Z mm				€
681012451	12	32	41	14	36	20	400	4,33
681015451	15	27,5	40	7,5	41	20	400	4,33
681018451	18	29,5	36	9,5	50	20	300	5,80
681022451	22	32	42	11	69	20	200	6,37
681028451	28	37	46	14	99	10	100	21,04
681035451	35	43,5	57,5	17,5	144	10	60	29,16
681042451	42	51	72	21	215	4	40	45,65
681054451	54	62	82	26,5	333	2	20	67,73

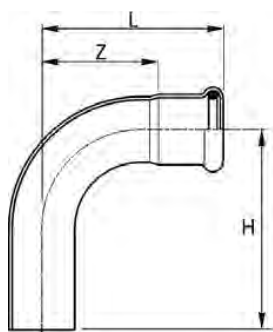
B7071

**681/900****CURVA 90° FF**

- 90° ELBOW FF
- BOGEN 90° II
- COUDE FF 90°
- CURVA 90° HH

MATERIAL: Cu-DHP99,9 - CW024A**O-RING:** EPDM nero - black - Schwarz
noir - negro

CODE	De mm	L mm	Z mm				€
681012900	12	42	24	28	20	400	4,81
681015900	15	38	18	51	20	400	4,81
681018900	18	41,5	21,5	62	20	300	6,37
681022900	22	47	26	88	10	150	8,02
681028900	28	56	33	128	10	100	16,20
681035900	35	68	42	180	5	50	32,13
681042900	42	80	50	265	2	30	61,18
681054900	54	100	64,5	419	2	18	82,60

**681/901****CURVA 90° MF**

- 90° ELBOW MF
- BOGEN 90° IA
- COUDE MF 90°
- CURVA 90° HM

MATERIAL: Cu-DHP99,9 - CW024A**O-RING:** EPDM nero - black - Schwarz
noir - negro

B7071

CODE	De mm	L mm	H mm	Z mm				€
681012901	12	42	48	24	40	20	400	4,54
681015901	15	38	48	18	49	20	400	4,54
681018901	18	41,5	48,5	21,5	62	20	300	6,18
681022901	22	47	57	26	87	10	150	8,22
681028901	28	56	64	33	130	10	100	17,76
681035901	35	68	82	42	195	5	50	31,59
681042901	42	80	101	50	278	2	30	62,51
681054901	54	100	120	64,5	435	2	18	83,64

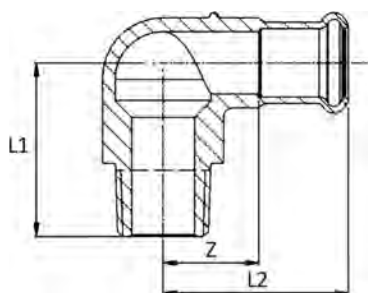
B 70 71

697

GOMITO MISTO 90° FILETTO M

- ELBOW ADAPTER 90° WITH MALE THREAD
- ÜBERGANGSWINKEL 90° AG
- EQUERRE 90° AVEC FILETAGE M
- CODO MACHO

MATERIAL: CuSn5Zn5Pb2-C - CC499K
O-RING: EPDM nero - black - Schwarz
 noir - negro
THREAD: EN 10226-1 (ex ISO 7/1)



CODE	De x R mm x inch	L1 mm	L2 mm	Z mm	g			€
697308012	12 x 3/8"	35	34	14	86	10	200	28,58
697102012	12 x 1/2"	40	34	14	113	10	150	28,72
697308015	15 x 3/8"	35	41,5	21,5	86	10	150	42,75
697102015	15 x 1/2"	38,5	41,5	21,5	131	10	120	28,72
697102018	18 x 1/2"	40	42	22	136	10	100	45,79
697304018	18 x 3/4"	44	42	22	177	10	100	44,65
697102022	22 x 1/2"	42	42	21	162	10	100	54,54
697304022	22 x 3/4"	47	42	21	193	10	80	46,38
697102028	28 x 1/2"	45	47	24	199	10	80	75,89
697100028	28 x 1"	53	45	24	318	5	50	69,60
697114035	35 x 1 1/4"	68	55	29	471	5	40	92,36
697112042	42 x 1 1/2"	75	65	35	660	2	24	126,18
697200054	54 x 2"	88	78	42	1078	2	20	178,50

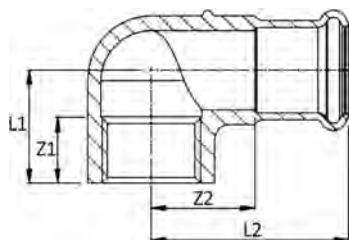
B 70 71

698

GOMITO MISTO 90° FILETTO F

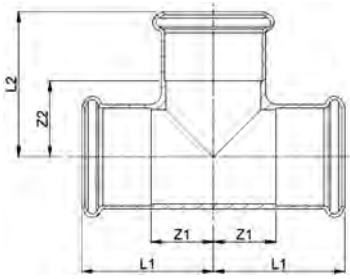
- ELBOW ADAPTER 90° WITH FEMALE THREAD
- ÜBERGANGSWINKEL 90° IG
- EQUERRE 90° AVEC FILETAGE F
- CODO HEMBRA

MATERIAL: CuSn5Zn5Pb2-C - CC499K
O-RING: EPDM nero - black - Schwarz
 noir - negro
THREAD: EN 10226-1 (ex ISO 7/1)



CODE	De x Rp mm x inch	L1 mm	L2 mm	Z1 mm	Z2 mm	g		€
698308012	12 x 3/8"	22,5	34	12	14	72	10	17,90
698102012	12 x 1/2"	24	34	16	14	87	10	17,90
698308015	15 x 3/8"	22,5	41,5	12	21,5	87	10	42,14
698102015	15 x 1/2"	22,5	41,5	16	21,5	102	10	17,90
698304015	15 x 3/4"	25	41,5	16	21,5	125	10	40,56
698102018	18 x 1/2"	24	42	16	22	112	10	39,54
698304018	18 x 3/4"	26	42	16	22	133	10	43,90
698102022	22 x 1/2"	26	42	15	21	129	10	47,13
698304022	22 x 3/4"	29	42	16	21	152	10	27,84
698100022	22 x 1"	32	45	19	24	203	10	44,25
698102028	28 x 1/2"	29	47	16	24	168	5	49,47
698100028	28 x 1"	35	48	19	25	240	5	50,74
698114035	35 x 1 1/4"	45	55	23	29	403	5	83,63
698112042	42 x 1 1/2"	52	65	23	35	541	2	107,78
698200054	54 x 2"	60	78	27	42	1085	2	171,18

B7071



682

"T"

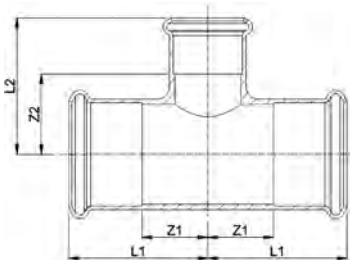
- EQUAL TEE
- T-STÜCK
- TÉ ÉGAL
- TE IGUAL HHH

MATERIAL: Cu-DHP99,9 - CW024A

O-RING: EPDM nero - black - Schwarz
noir - negro

CODE	De mm	L1 mm	L2 mm	Z1 mm	Z2 mm	g	kg	box	€
682012000	12	31	31	11	11	54	20	200	7,40
682015000	15	32	32	13,5	12	75	20	200	7,40
682018000	18	34	34	13,5	14	96	20	100	10,06
682022000	22	37	37	16	16	125	10	100	12,83
682028000	28	42	42	19	19	174	10	50	22,26
682035000	35	50	50	24	24	245	4	32	37,65
682042000	42	57	63	27	33	345	4	20	72,99
682054000	54	69	78	33,5	42	559	2	12	90,29

B7071



692

"T" RIDOTTO

- REDUCING TEE
- T-STÜCK MIT REDUZIERTEM ABGANG
- TÉ RÉDUIT
- TE REDUCIDA HHH

MATERIAL: Cu-DHP99,9 - CW024A

O-RING: EPDM nero - black - Schwarz
noir - negro

CODE	De mm	L1 mm	L2 mm	Z1 mm	Z2 mm	g	kg	box	€
692015012	15 x 12 x 15	32	32	12	12	69	20	100	8,52
692018012	18 x 12 x 18	34	35	14	15	84	20	100	9,44
692018015	18 x 15 x 18	34	35	14	15	93	20	100	9,06
692022012	22 x 12 x 22	37	35	16	15	106	10	100	11,41
692022015	22 x 15 x 22	37	38	16	18	122	10	100	10,89
692022018	22 x 18 x 22	37	38	16	18	128	10	100	13,97
692028015	28 x 15 x 28	42	40,5	19	20,5	167	10	50	25,54
692028018	28 x 18 x 28	42	40,5	19	20,5	168	10	50	35,29
692028022	28 x 22 x 28	42	41	19	20	173	10	50	25,44
692035015	35 x 15 x 35	50	44	24	24	250	5	50	37,65
692035018	35 x 18 x 35	50	44	24	24	241	5	50	39,82
692035022	35 x 22 x 35	50	44	24	23	237	5	50	34,50
692035028	35 x 28 x 35	50	44	24	21	231	5	35	36,33
692042015	42 x 15 x 42	57	47,5	27	27,5	338	4	20	68,75
692042018	42 x 18 x 42	57	47,5	27	27,5	338	4	20	67,73
692042022	42 x 22 x 42	57	53	27	32	330	4	20	65,98
692042028	42 x 28 x 42	57	56	27	33	323	4	20	66,91
692042035	42 x 35 x 42	57	61	27	35	338	4	20	69,40
692054022	54 x 22 x 54	69	59	33,5	38	469	2	16	103,55
692054028	54 x 28 x 54	69	64	33,5	41	465	2	16	106,74
692054035	54 x 35 x 54	69	67	33,5	41	502	2	16	110,83
692054042	54 x 42 x 54	69	70	33,5	40	489	2	16	82,93

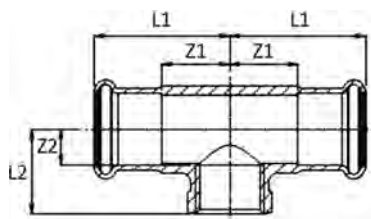
B 70 71

689

“T” CON DERIVAZIONE FILETTO F

- BRANCH TEE FEMALE BSP OUTLET
- T-STÜCK MIT ABGANG IG
- TÉ MIXTE AVEC FILETAGE F
- TE HEMBRA ROSCADA

MATERIAL: CuSn5Zn5Pb2-C - CC 499K
O-RING: EPDM nero - black - Schwarz
 noir - negro
THREAD: EN 10226-1 (ex ISO 7/1)



CODE	De x Rp x De mm x inch x mm	L1 mm	L2 mm	Z1 mm	Z2 mm				€
689102012	12 x 1/2" x 12	34	24	14	10	104	10	100	28,25
689308015	15 x 3/8" x 15	41,5	22,5	21,5	10,5	118	10	100	48,25
689102015	15 x 1/2" x 15	41,5	22,5	21,5	8,5	128	10	100	27,48
689102018	18 x 1/2" x 18	42	24	22	10	145	10	100	47,76
689102022	22 x 1/2" x 22	42	26	21	12	170	10	100	38,57
689304022	22 x 3/4" x 22	42	30	21	14	183	10	100	55,31
689102028	28 x 1/2" x 28	44	29	21	15	211	5	50	48,25
689304028	28 x 3/4" x 28	44	30	21	14	216	5	50	62,65
689100028	28 x 1" x 28	44	34	21	16	265	5	50	64,66
689102035	35 x 1/2" x 35	50	34	24	19	308	5	50	66,13
689304035	35 x 3/4" x 35	50	34	24	18	305	5	40	67,11
689100035	35 x 1" x 35	50	35	24	17	329	5	40	70,09
689102042	42 x 1/2" x 42	57	38	27	23	419	4	32	80,15
689304042	42 x 3/4" x 42	57	38	27	22	415	4	32	86,99
689102054	54 x 1/2" x 54	69	44	33	30	638	2	14	95,46
689304054	54 x 3/4" x 54	69	44	33	28	639	2	14	104,41

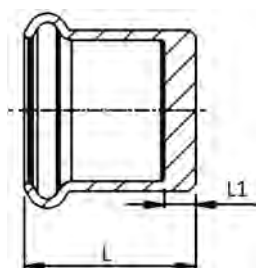
B 70 71

683/003

TAPPO DI CHIUSURA

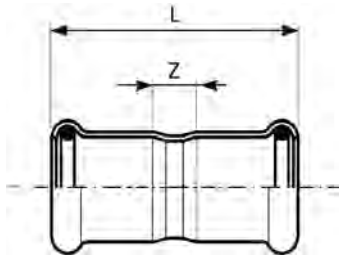
- STOP END
- VERSCHLUSSKAPPE
- BOUCHON D'OBTURATION
- TAPÓN

MATERIAL: Cu-DHP99,9 - CW024A
O-RING: EPDM nero - black - Schwarz
 noir - negro






CODE	De mm	L mm	L1 mm				€
683012003	12	20	3	14	20	500	5,63
683015003	15	22,5	2,5	20	20	500	9,58
683018003	18	23	3	25	20	300	12,60
683022003	22	24,5	2,5	34	10	200	16,63
683028003	28	26,5	3,5	49	10	150	25,66
683035003	35	28,5	2,5	65	5	100	27,95
683042003	42	32,5	2,5	93	4	80	43,22
683054003	54	37,5	2,5	147	4	40	52,75

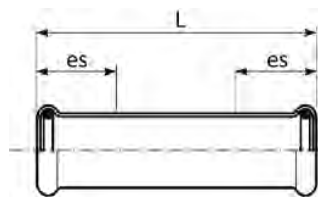
B7071

**683/000****MANICOTTO**

- COUPLING
- MUFFE
- MANCHON
- MANGUITO HH

MATERIAL: Cu-DHP99,9 - CW024A**O-RING:** EPDM nero - black - Schwarz
noir - negro




CODE	De mm	L mm	Z mm				€
683012000	12	42	6	38	20	400	4,64
683015000	15	49	9	39	20	400	4,64
683018000	18	50	10	47	20	300	5,86
683022000	22	53	11	62	20	200	6,92
683028000	28	56	10	84	10	150	12,60
683035000	35	63	10	108	10	100	15,73
683042000	42	72	12	156	4	60	29,58
683054000	54	83	13	225	2	24	37,15

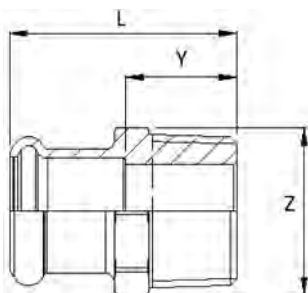
**683/001****MANICOTTO PASSANTE**

- SLIP COUPLING
- SCHIEBEMUFFE
- MANCHON LONG
- MANGUITO SIN TOPE

MATERIAL: Cu-DHP99,9 - CW024A**O-RING:** EPDM nero - black - Schwarz
noir - negro

B7071

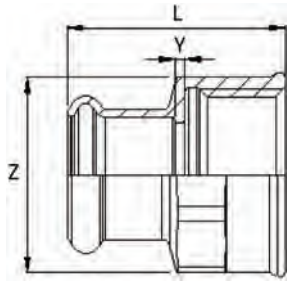
CODE	De mm	L mm	es mm				€
683012001	12	56	22	33	20	500	5,04
683015001	15	80	25	58	20	200	5,04
683018001	18	80	25	66	20	200	5,96
683022001	22	80	25	80	20	100	7,11
683028001	28	91	30	110	10	100	13,05
683035001	35	102	30	167	10	50	17,05
683042001	42	120	40	223	4	40	30,97
683054001	54	140	40	333	4	20	40,04


687
MANICOTTO MISTO FILETTO M

- MALE ADAPTER
- ÜBERGANGSSTÜCK MIT AG
- RACCORD AVEC FILETAGE MALE
- UNIÓN MACHO




MATERIAL: CuSn5Zn5Pb2-C - CC499K
O-RING: EPDM nero - black - Schwarz
 noir - negro
THREAD: EN 10226-1 (ex ISO 7/1)

CODE	De x R mm x inch	L mm	Z mm	Y mm	g			€
687308012	12 x 3/8"	32	17	12	31	20	400	7,84
687102012	12 x 1/2"	36	22	16	48	20	400	11,41
687308015	15 x 3/8"	32	21	12	32	20	400	8,72
687102015	15 x 1/2"	36	22	16	53	20	300	8,72
687304015	15 x 3/4"	37,5	27	17,5	74	20	240	14,40
687102018	18 x 1/2"	37	22	17	47	20	300	9,63
687304018	18 x 3/4"	38	27	18	65	10	200	14,33
687102022	22 x 1/2"	36	27	17	58	10	200	12,65
687304022	22 x 3/4"	39	27	18	64	10	200	11,90
687100022	22 x 1"	42,5	34	21,5	111	10	100	19,49
687304028	28 x 3/4"	42	34	19	93	10	100	31,33
687100028	28 x 1"	44,5	34	21,5	105	10	100	19,12
687114028	28 x 1 1/4"	48	43	25	192	10	100	39,43
687100035	35 x 1"	48	40	22	139	5	50	43,60
687114035	35 x 1 1/4"	50	43	24	182	5	50	41,86
687112035	35 x 1 1/2"	51	50	25	239	5	50	45,19
687114042	42 x 1 1/4"	54	50	24	223	4	40	56,82
687112042	42 x 1 1/2"	54	51	24	215	4	40	58,58
687112054	54 x 1 1/2"	60	63	24	316	4	32	98,74
687200054	54 x 2"	63,5	63	33	341	4	32	112,98

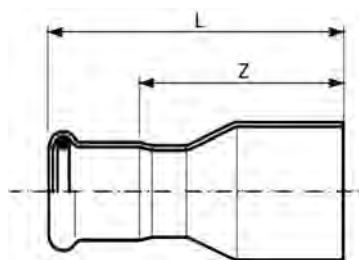
**690****MANICOTTO MISTO FILETTO F**

- FEMALE ADAPTER
- ÜBERGANGSSTÜCK MIT IG
- RACCORD AVEC FILETAGE FEMELLE
- UNIÓN HEMBRA

MATERIAL: CuSn5Zn5Pb2-C - CC499K**O-RING:** EPDM nero - black - Schwarz
noir - negro**THREAD:** EN 10226-1 (ex ISO 7/1)

CODE	De x Rp mm x inch	L mm	Z mm	Y mm				€
690308012	12 x 3/8"	33,5	21	2	38	20	400	10,66
690102012	12 x 1/2"	36	26	2	58	20	300	13,66
690308015	15 x 3/8"	33,5	21	2	38	20	300	10,12
690102015	15 x 1/2"	36	26	2	58	20	300	13,29
690304015	15 x 3/4"	39	31	2	76	10	200	16,40
690102018	18 x 1/2"	37	26	2	61	20	300	13,66
690304018	18 x 3/4"	39	31	2	77	10	200	18,89
690102022	22 x 1/2"	36	27	1,5	64	20	200	13,05
690304022	22 x 3/4"	39	31	2,5	76	10	150	14,99
690100022	22 x 1"	42,5	38	2	112	10	100	24,83
690102028	28 x 1/2"	39	34	1	98	20	100	33,25
690304028	28 x 3/4"	41,5	34	2	98	10	100	36,73
690100028	28 x 1"	45	38	2,5	122	10	100	24,08
690114028	28 x 1"1/4	48	46	3	162	10	100	38,08
690100035	35 x 1"	45	40	2	132	5	100	46,46
690114035	35 x 1"1/4	50	46	2	164	5	100	45,88
690114042	42 x 1"1/4	54	50	2	198	4	40	64,87
690112042	42 x 1"1/2	54	53	2	217	4	40	66,55
690200054	54 x 2"	65	65	3	342	4	32	115,95

B 70 71



691

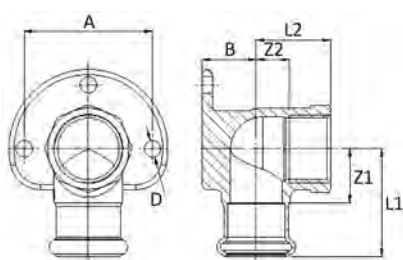
RIDUZIONE MF

- REDUCER
- REDUZIERSTÜCK
- REDUCTION
- REDUCCIÓN MH

MATERIAL: Cu-DHP99,9 - CW024A
O-RING: EPDM nero - black - Schwarz
 noir - negro

CODE	De mm	L mm	Z mm				€
691015012	15 x 12	51	31	20	20	500	4,10
691018012	18 x 12	53	33	36	20	500	4,33
691018015	18 x 15	57	37	42	20	500	4,10
691022015	22 x 15	64	44	53	20	400	4,93
691022018	22 x 18	59,5	39,5	52	20	300	5,11
691028015	28 x 15	54	34	48	20	200	12,13
691028018	28 x 18	53	33	54	20	200	12,45
691028022	28 x 22	65	44	72	20	200	12,75
691035022	35 x 22	59	38	68	10	100	15,09
691035028	35 x 28	71	48	98	10	100	16,45
691042022	42 x 22	66	45	97	4	80	25,87
691042028	42 x 28	65	42	99	4	80	25,18
691042035	42 x 35	80,5	54,5	137	4	40	24,03
691054022	54 x 22	74	53	154	4	40	61,58
691054028	54 x 28	70	47	148	4	40	51,83
691054035	54 x 35	76	50	159	4	40	33,67
691054042	54 x 42	97,5	67,5	204	4	32	32,26

B 70 71



685

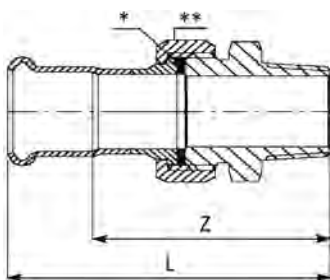
GOMITO MISTO 90° FF

- WALL PLATE ELBOW 90° WITH FEMALE THREAD
- DECKENWINKEL 90° IG
- EQUERRE 90° FF
- CODO PLACA HH

MATERIAL: CuSn5Zn5Pb2-C - CC499K
O-RING: EPDM nero - black - Schwarz
 noir - negro
THREAD: EN 10226-1 [ex ISO 7/1]

CODE	De x Rp mm x inch	L1 mm	L2 mm	Z1 mm	Z2 mm	A mm	B mm	D mm				€
685102012	12 x 1/2"	34	24	14	9	40	12	6,5	155	10	100	24,74
685102015	15 x 1/2"	41,5	22,5	21,5	7	40	14	6,5	172	10	100	24,48
685102018	18 x 1/2"	42	24	22	9	40	15	6,5	188	10	100	31,84
685304022	22 x 3/4"	42	29	21	13	50	21	6,5	249	10	50	51,97
685100022	22 x 1"	45	32	24	13	50	30	6,5	315	10	50	53,99
685100028	28 x 1"	48	35	25	16	50	30	6,5	366	5	50	72,11

B7071



684/002

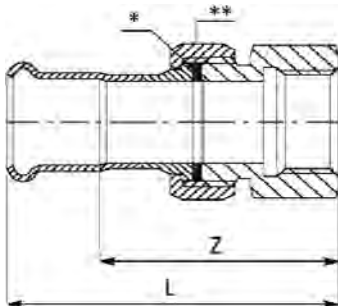
BOCCHETTONE SEDE PIANA FILETTO M

- STRAIGHT MALE UNION CONNECTOR
- DURCHGANGSVERSCHRAUBUNG MIT AUSSENGEWINDE
- RACCORD UNION FILETÉ
- RÁCOR 3 PIEZAS ROSCADO MACHO

MATERIAL: CuSn5Zn5Pb2-C - CC499K**FITTING:** [**]: ottone - brass - Messing
laiton - latón**O-RING:** EPDM nero - black - Schwarz
noir - negro**GASKET:** [*]: EPDM nero - black - Schwarz
noir - negro**THREAD:** EN 10226-1 [ex ISO 7/1]

CODE	De x R mm x inch	L mm	Z mm	Gasket mm	g	g	g	€
684015002	15 x 1/2"	66	46	24x14 thk 2,5	164	2	100	59,04
684015012	15 x 3/4"	67	47	24x14 thk 2,5	195	2	80	60,88
684018002	18 x 1/2"	65,5	45,5	24x14 thk 2,5	160	2	80	69,17
684018012	18 x 3/4"	66,5	46,5	24x14 thk 2,5	191	2	80	71,07
684022002	22 x 3/4"	68,5	47,5	30x20 thk 2,5	252	2	60	92,39
684022012	22 x 1"	71,5	50,5	30x20 thk 2,5	242	2	60	93,27
684028002	28 x 1"	80	56	39x27 thk 2,5	432	2	40	141,77
684035002	35 x 1 1/4"	89	62	44,5x30 thk 2,5	684	2	20	177,40
684042002	42 x 1 1/2"	92,5	62,5	50,5x38 thk 2,5	716	2	20	213,97
684054002	54 x 2"	106	70	65,5x45 thk 3	1344	2	12	344,06

B7071



684/003

BOCCHETTONE SEDE PIANA FILETTO F

- STRAIGHT FEMALE UNION CONNECTOR
- DURCHGANGSVERSCHRAUBUNG MIT INNENGEWINDE
- RACCORD UNION TARAUDÉ
- RÁCOR 3 PIEZAS HEMBRA

MATERIAL: CuSn5Zn5Pb2-C - CC499K**FITTING:** [**]: ottone - brass - Messing
laiton - latón**O-RING:** EPDM nero - black - Schwarz
noir - negro**GASKET:** [*]: EPDM nero - black - Schwarz
noir - negro**THREAD:** EN 10226-1 [ex ISO 7/1]

CODE	De x Rp mm x inch	L mm	Z mm	Gasket mm	g	g	g	€
684012003	12 x 3/8"	59,5	39,5	18x10 thk 2,5	156	2	100	62,31
684012013	12 x 1/2"	59,5	39,5	18x10 thk 2,5	142	2	100	70,11
684015003	15 x 1/2"	60,5	40,5	24x14 thk 2,5	170	2	100	56,31
684015013	15 x 3/4"	62,5	42,5	24x14 thk 2,5	191	2	100	67,97
684018003	18 x 1/2"	62	42	24x14 thk 2,5	168	2	100	67,53
684018013	18 x 3/4"	62	42	24x14 thk 2,5	185	2	100	78,07
684022003	22 x 1/2"	62,5	41,5	30x20 thk 2,5	299	2	60	90,71
684022013	22 x 3/4"	63,5	42,5	30x20 thk 2,5	250	2	60	90,12
684022023	22 x 1"	67,5	46,5	30x20 thk 2,5	273	2	60	97,22
684028003	28 x 1"	73	49	39x27 thk 2,5	481	2	40	133,19
684035003	35 x 1 1/4"	81	54	44,5x30 thk 2,5	638	2	24	158,48
684042003	42 x 1 1/2"	84,5	54,5	50,5x38 thk 2,5	682	2	24	197,86
684054003	54 x 2"	104	68	65,5x45 thk 3	1355	2	12	337,46

Certificazioni / Certifications



AESPRES GAS - WITH O-RING NBR

C-16-3742-A

Ø 15 - 54 mm


Campi di applicazione / Fields of application



**Gas metano / GPL
 Natural gas / LPG**

AES PRES[®] GAS O-ring NBR

Giallo | Yellow | Gelb | Jaune | Amarillo



**SCOPRI
 LA GAMMA**



**DISCOVER
 THE RANGE**



FOCUS ON **TUBO RAME PER AESPRES - AESPRES GAS / AESPRES - AESPRES GAS COPPER PIPING**

Le tubazioni per impianti acqua e gas in rame, devono essere rispondenti alla norma UNI EN 1057:2010.

Rame e leghe di rame - Tubi rotondi di rame senza saldatura per acqua e gas nelle applicazioni sanitarie e di riscaldamento.

Piping for copper water and gas installation should comply with the standard EN 1057:2010, "Copper and copper alloys - Round tubes in copper without welding for water and gas in health-care and heating applications".

TABELLA 4: CARATTERISTICHE DEI TUBI DI RAME - EN 1057

Classe di resistenza <i>Resistance class</i>	Stato di fornitura <i>Delivery condition</i>	ϕ (mm)
R220	Ricotto - Rotoli <i>Annealed - Roll</i>	12 ÷ 22
R250	Semiduro - Barre <i>Semi-hard - Bar</i>	12 ÷ 28
R290	Duro - Barre <i>Hard - Bar</i>	12 ÷ 54

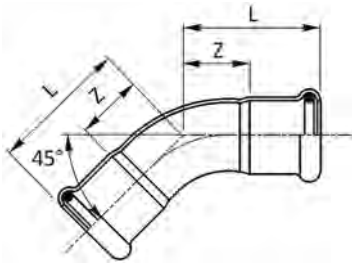
Classe di resistenza <i>Resistance class</i>	Resistenza minima alla trazione <i>Minimum traction resistance Rm (MPa)</i>	Allungamento minimo alla rottura <i>Minimum breaking elongation (%)</i>
R220	220	40
R250	250	20
R290	290	3

Le dimensioni dei tubi utilizzabili con i sistemi a pressare **Aespres** ed **Aespres Gas** sono esposte nella tabella sottostante.

Tube sizes to be used with Aespres and Aespres Gas press fittings are included in the annexed table.



**DIMENSIONI DEI TUBI DI RAME - EN 1057 / DVGW GW 392
AESPRES PIPES DIMENSIONS AND CHARACTERISTICS - EN 1057 / DVGW GW 392**

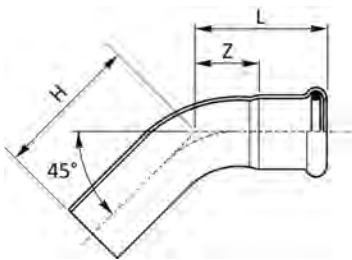
ϕ ESTERNO x SP. <i>EXTERNAL ϕ x THK.</i> mm	DN	ϕ INTERNO <i>INTERNAL ϕ</i> mm	MASSA <i>MASS</i> kg/m	CONTENUTO D'ACQUA <i>WATER VOLUME</i> l/m	STATO FORNITURA <i>SUPPLIED CONDITION</i>
12x1	10	10	0,309	0,079	Rotolo / Roll 25/50 m (R220) o / or Barra / Bar 5 m (R250 - R290)
15x1	12	13	0,393	0,133	
18x1	15	16	0,477	0,201	
22x1	20	20	0,589	0,314	Barra / Bar 5 m (R250 - R290)
28x1,5	25	25	1,115	0,491	
35x1,5	32	32	1,410	0,804	Barra / Bar 5 m (R290)
42x1,5	40	39	1,704	1,194	
54x2	50	50	2,918	1,963	

B 70 72

681/450 G
CURVA 45° FF

- 45° ELBOW FF
- BOGEN 45° II
- COUDE FF 45°
- CURVA 45° HH



MATERIAL: Cu-DHP99,9 - CW024A
O-RING: NBR giallo - yellow - Gelb
 jaune - amarillo

CODE	De mm	L mm	Z mm	 g		€
681015450G	15	27,5	7,5	36	4	6,18
681018450G	18	29,5	9,5	53	4	6,58
681022450G	22	32	11	71	4	8,02
681028450G	28	37	14	101	4	24,34
681035450G	35	43,5	17,5	138	1	34,78
681042450G	42	51	21	200	1	56,44
681054450G	54	62	26,5	306	1	78,99

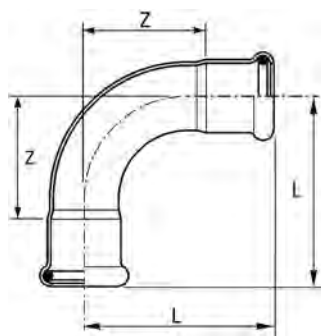
B 70 72

681/451 G
CURVA 45° MF

- 45° ELBOW MF
- BOGEN 45° IA
- COUDE MF 45°
- CURVA 45° HM

MATERIAL: Cu-DHP99,9 - CW024A
O-RING: NBR giallo - yellow - Gelb
 jaune - amarillo



CODE	De mm	L mm	H mm	Z mm	 g		€
681015451G	15	27,5	40	7,5	41	4	5,04
681018451G	18	29,5	36	9,5	50	4	6,67
681022451G	22	32	42	11	69	4	7,40
681028451G	28	37	46	14	99	4	24,22
681035451G	35	43,5	57,5	17,5	144	1	33,60
681042451G	42	51	72	21	215	1	52,55
681054451G	54	62	82	26,5	333	1	77,90

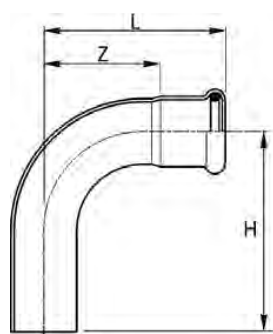
B 7072

**681/900 G****CURVA 90° FF**

- 90° ELBOW FF
- BOGEN 90° II
- COUDE FF 90°
- CURVA 90° HH

MATERIAL: Cu-DHP99,9 - CW024A
O-RING: NBR giallo - yellow - Gelb
jaune - amarillo



CODE	De mm	L mm	Z mm	 g		€
681015900G	15	38	18	51	4	5,63
681018900G	18	41,5	21,5	62	4	7,40
681022900G	22	47	26	88	4	9,25
681028900G	28	56	33	128	4	18,68
681035900G	35	68	42	180	1	36,95
681042900G	42	80	50	265	1	70,40
681054900G	54	100	64,5	419	1	95,04

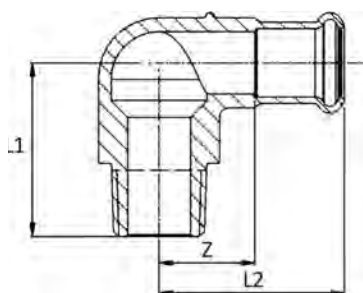
**681/901 G****CURVA 90° MF**

- 90° ELBOW MF
- BOGEN 90° IA
- COUDE MF 90°
- CURVA 90° HM

MATERIAL: Cu-DHP99,9 - CW024A
O-RING: NBR giallo - yellow - Gelb
jaune - amarillo

B 7072

CODE	De mm	L mm	H mm	Z mm	 g		€
681015901G	15	38	48	18	49	4	5,28
681018901G	18	41,5	48,5	21,5	62	4	7,11
681022901G	22	47	57	26	87	4	9,44
681028901G	28	56	64	33	130	4	20,42
681035901G	35	68	82	42	195	1	36,43
681042901G	42	80	101	50	278	1	71,95
681054901G	54	100	120	64,5	435	1	96,25



B 70 72

697 G
GOMITO MISTO 90° FILETTO M

- ELBOW ADAPTER 90° WITH MALE THREAD
- ÜBERGANGSWINKEL 90° AG
- EQUERRE 90° AVEC FILETAGE M
- CODO MACHO

MATERIAL: CuSn5Zn5Pb2-C - CC499K

O-RING: NBR giallo - yellow - Gelb
jaune - amarillo

THREAD: EN 10226-1 (ex ISO 7/1)

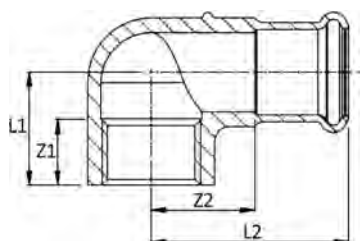
CODE	De x R mm x inch	L1 mm	L2 mm	Z mm	 g		€
697308015G	15 x 3/8"	35	41,5	21,5	86	4	49,23
697102015G	15 x 1/2"	38,5	41,5	21,5	131	4	33,07
697102018G	18 x 1/2"	40	42	22	136	4	52,65
697304018G	18 x 3/4"	44	42	22	177	4	51,35
697102022G	22 x 1/2"	42	42	21	162	4	62,78
697304022G	22 x 3/4"	47	42	21	193	4	53,31
697102028G	28 x 1/2"	45	47	24	199	4	87,29
697100028G	28 x 1"	53	45	24	318	4	80,06
697114035G	35 x 1"1/4	68	55	29	471	1	106,25
697112042G	42 x 1"1/2	75	65	35	660	1	145,19
697200054G	54 x 2"	88	78	42	1078	1	205,32



B 70 72
698 G
GOMITO MISTO 90° FILETTO F

- ELBOW ADAPTER 90° WITH FEMALE THREAD
- ÜBERGANGSWINKEL 90° IG
- EQUERRE 90° AVEC FILETAGE F
- CODO HEMBRA

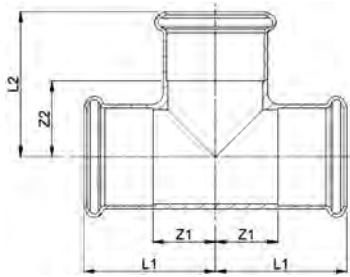
MATERIAL: CuSn5Zn5Pb2-C - CC499K

O-RING: NBR giallo - yellow - Gelb
jaune - amarillo

THREAD: EN 10226-1 (ex ISO 7/1)


CODE	De x Rp mm x inch	L1 mm	L2 mm	Z1 mm	Z2 mm	 g		€
698308015G	15 x 3/8"	22,5	41,5	12	21,5	87	4	48,48
698102015G	15 x 1/2"	22,5	41,5	16	21,5	102	4	20,65
698304015G	15 x 3/4"	25	41,5	16	21,5	125	4	46,60
698102018G	18 x 1/2"	24	42	16	22	112	4	45,49
698304018G	18 x 3/4"	26	42	16	22	133	4	50,49
698102022G	22 x 1/2"	26	42	15	21	129	4	54,21
698304022G	22 x 3/4"	29	42	16	21	152	4	32,07
698100022G	22 x 1"	32	45	19	24	203	4	50,97
698102028G	28 x 1/2"	29	47	16	24	168	4	56,92
698100028G	28 x 1"	35	48	19	25	240	4	58,42
698114035G	35 x 1"1/4	45	55	23	29	403	1	96,16
698112042G	42 x 1"1/2	52	65	23	35	541	1	124,02
698200054G	54 x 2"	60	78	27	42	1085	1	196,91

B7072

**682 G**

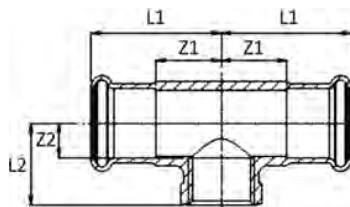
"T"

- EQUAL TEE
- T-STÜCK
- TÉ ÉGAL
- TE IGUAL HHH

MATERIAL: Cu-DHP99,9 - CW024A
O-RING: NBR giallo - yellow - Gelb
jaune - amarillo

CODE	De mm	L1 mm	L2 mm	Z1 mm	Z2 mm	g	kg	€
682015000G	15	32	32	13,5	12	75	4	8,52
682018000G	18	34	34	13,5	14	96	4	11,60
682022000G	22	37	37	16	16	125	4	14,77
682028000G	28	42	42	19	19	174	4	25,66
682035000G	35	50	50	24	24	245	1	43,41
682042000G	42	57	63	27	33	345	1	83,94
682054000G	54	69	78	33,5	42	559	1	103,87

B7072

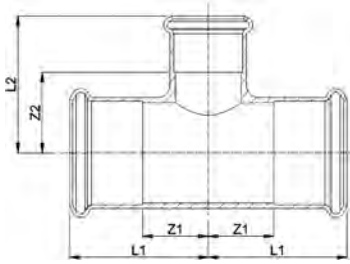
**689 G**

"T" CON DERIVAZIONE FILETTO F

- BRANCH TEE FEMALE BSP OUTLET
- T-STÜCK MIT ABGANG IG
- TÉ MIXTE AVEC FILETAGE F
- TE HEMBRA ROSCADA

MATERIAL: CuSn5Zn5Pb2-C - CC499K
O-RING: NBR giallo - yellow - Gelb
jaune - amarillo
THREAD: EN 10226-1 (ex ISO 7/1)

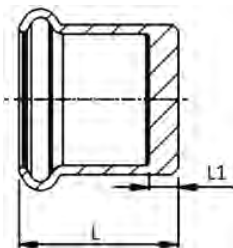
CODE	De x Rp x De mm x inch x mm	L1 mm	L2 mm	Z1 mm	Z2 mm	g	kg	€
689308015G	15 x 3/8" x 15	41,5	22,5	21,5	10,5	118	4	55,58
689102015G	15 x 1/2" x 15	41,5	22,5	21,5	8,5	128	4	31,69
689102018G	18 x 1/2" x 18	42	24	22	10	145	4	54,95
689102022G	22 x 1/2" x 22	42	26	21	12	170	4	44,37
689304022G	22 x 3/4" x 22	42	30	21	14	183	4	63,64
689102028G	28 x 1/2" x 28	44	29	21	15	211	4	55,58
689304028G	28 x 3/4" x 28	44	30	21	14	216	4	72,11
689100028G	28 x 1" x 28	44	34	21	16	265	4	74,32
689102035G	35 x 1/2" x 35	50	34	24	19	308	1	76,09
689304035G	35 x 3/4" x 35	50	34	24	18	305	1	77,17
689100035G	35 x 1" x 35	50	35	24	17	329	1	80,68
689102042G	42 x 1/2" x 42	57	38	27	23	419	1	92,23
689304042G	42 x 3/4" x 42	57	38	27	22	415	1	100,06
689102054G	54 x 1/2" x 54	69	44	33	30	638	1	109,89
689304054G	54 x 3/4" x 54	69	44	33	28	639	1	120,06

B 70 72

692 G
“T” RIDOTTO

- REDUCING TEE
- T-STÜCK MIT REDUZIERTEM ABGANG
- TÉ RÉDUIT
- TE REDUCIDA HHH

MATERIAL: Cu-DHP99,9 - CW024A
O-RING: NBR giallo - yellow - Gelb
 jaune - amarillo

CODE	De mm	L1 mm	L2 mm	Z1 mm	Z2 mm	g	g	€
692018015G	18 x 15 x 18	34	35	14	15	93	4	10,50
692022015G	22 x 15 x 22	37	38	16	18	122	4	12,52
692022018G	22 x 18 x 22	37	38	16	18	128	4	16,11
692028015G	28 x 15 x 28	42	40,5	19	20,5	167	4	29,44
692028018G	28 x 18 x 28	42	40,5	19	20,5	168	4	40,64
692028022G	28 x 22 x 28	42	41	19	20	173	4	29,36
692035015G	35 x 15 x 35	50	44	24	24	250	1	43,41
692035018G	35 x 18 x 35	50	44	24	24	241	1	45,89
692035022G	35 x 22 x 35	50	44	24	23	237	1	39,71
692035028G	35 x 28 x 35	50	44	24	21	231	1	41,89
692042015G	42 x 15 x 42	57	47,5	27	27,5	338	1	79,13
692042018G	42 x 18 x 42	57	47,5	27	27,5	338	1	77,90
692042022G	42 x 22 x 42	57	53	27	32	330	1	75,94
692042028G	42 x 28 x 42	57	56	27	33	323	1	76,96
692042035G	42 x 35 x 42	57	61	27	35	338	1	79,87
692054022G	54 x 22 x 54	69	59	33,5	38	469	1	119,15
692054028G	54 x 28 x 54	69	64	33,5	41	465	1	122,74
692054035G	54 x 35 x 54	69	67	33,5	41	502	1	127,46
692054042G	54 x 42 x 54	69	70	33,5	40	489	1	95,44

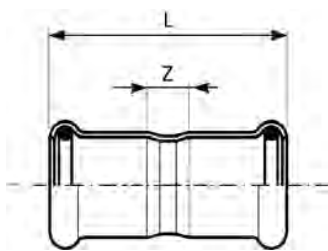

683/003 G
TAPPO DI CHIUSURA

- STOP END
- VERSCHLUSSKAPPE
- BOUCHON D'OBTURATION
- TAPÓN

MATERIAL: Cu-DHP99,9 - CW024A
O-RING: NBR giallo - yellow - Gelb
 jaune - amarillo



CODE	De mm	L mm	L1 mm	g	g	€
683015003G	15	22,5	2,5	20	4	10,97
683018003G	18	23	3	25	4	14,62
683022003G	22	24,5	2,5	34	4	19,23
683028003G	28	26,5	3,5	49	4	29,58
683035003G	35	28,5	2,5	65	1	32,13
683042003G	42	32,5	2,5	93	1	49,80
683054003G	54	37,5	2,5	147	1	60,79

B 7072

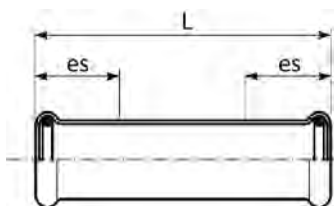
**683/000 G****MANICOTTO**

- COUPLING
- MUFFE
- MANCHON
- MANGUITO HH

MATERIAL: Cu-DHP99,9 - CW024A
O-RING: NBR giallo - yellow - Gelb
jaune - amarillo



CODE	De mm	L mm	Z mm	 g		€
683015000G	15	49	9	39	4	5,35
683018000G	18	50	10	47	4	6,75
683022000G	22	53	11	62	4	8,02
683028000G	28	56	10	84	4	14,62
683035000G	35	63	10	108	1	18,08
683042000G	42	72	12	156	1	34,06
683054000G	54	83	13	225	1	42,81

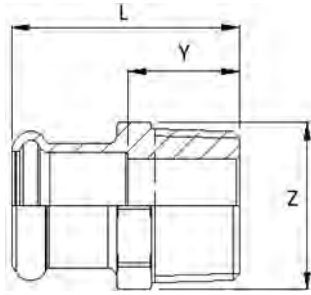
B 7072

**683/001 G****MANICOTTO PASSANTE**

- SLIP COUPLING
- SCHIEBEMUFFE
- MANCHON LONG
- MANGUITO SIN TOPE

MATERIAL: Cu-DHP99,9 - CW024A
O-RING: NBR giallo - yellow - Gelb
jaune - amarillo

CODE	De mm	L mm	es mm	 g		€
683015001G	15	80	25	58	4	5,86
683018001G	18	80	25	66	4	6,92
683022001G	22	80	25	80	4	8,22
683028001G	28	91	30	110	4	15,09
683035001G	35	102	30	167	1	19,60
683042001G	42	120	40	223	1	35,70
683054001G	54	140	40	333	1	46,09

B 70 72


687 G



MANICOTTO MISTO FILETTO M

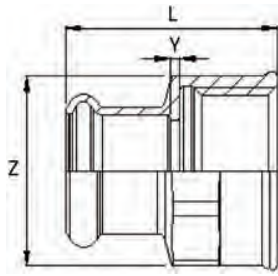
- MALE ADAPTER
- ÜBERGANGSSTÜCK MIT AG
- RACCORD AVEC FILETAGE MALE
- UNIÓN MACHO

MATERIAL: CuSn5Zn5Pb2-C - CC499K

O-RING: NBR giallo - yellow - Gelb
jaune - amarillo



THREAD: EN 10226-1 (ex ISO 7/1)

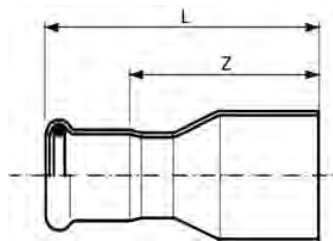
CODE	De x R mm x inch	L mm	Z mm	Y mm	 g		€
687308015G	15 x 3/8"	32	21	12	32	4	10,05
687102015G	15 x 1/2"	36	22	16	53	4	9,99
687304015G	15 x 3/4"	37,5	27	17,5	74	4	16,60
687102018G	18 x 1/2"	37	22	17	47	4	11,07
687304018G	18 x 3/4"	38	27	17	65	4	16,49
687102022G	22 x 1/2"	36	27	18	58	4	14,55
687304022G	22 x 3/4"	39	27	18	64	4	13,66
687100022G	22 x 1"	42,5	34	21,5	111	4	22,40
687304028G	28 x 3/4"	42	34	19	93	4	36,03
687100028G	28 x 1"	44,5	34	21,5	105	4	22,04
687114028G	28 x 1"1/4	48	43	25	192	4	45,47
687100035G	35 x 1"	48	40	22	139	1	50,19
687114035G	35 x 1"1/4	50	43	24	182	1	48,13
687112035G	35 x 1"1/2	51	50	25	239	1	52,02
687114042G	42 x 1"1/4	54	50	24	223	1	65,43
687112042G	42 x 1"1/2	54	50	24	215	1	67,33
687112054G	54 x 1"1/2	60	63	24	316	1	113,69
687200054G	54 x 2"	63,5	63	27,5	341	1	129,97

**690 G****MANICOTTO MISTO FILETTO F**

- FEMALE ADAPTER
- ÜBERGANGSSTÜCK MIT IG
- RACCORD AVEC FILETAGE FEMELLE
- UNIÓN HEMBRA

MATERIAL: CuSn5Zn5Pb2-C - CC499K**O-RING:** NBR giallo - yellow - Gelb
jaune - amarillo**THREAD:** EN 10226-1 (ex ISO 7/1)

CODE	De x Rp mm x inch	L mm	Z mm	Y mm	 g		€
690308015G	15 x 3/8"	33,5	21	2	38	4	11,64
690102015G	15 x 1/2"	36	26	2	58	4	15,28
690304015G	15 x 3/4"	39	31	2	76	4	18,86
690102018G	18 x 1/2"	37	26	2	61	4	15,75
690304018G	18 x 3/4"	39	31	2	77	4	21,86
690102022G	22 x 1/2"	36	27	1,5	64	4	14,96
690304022G	22 x 3/4"	39	31	2,5	76	4	17,23
690100022G	22 x 1"	42,5	38	2	112	4	28,53
690102028G	28 x 1/2"	39	34	1	98	4	38,29
690304028G	28 x 3/4"	41,5	34	2	98	4	42,24
690100028G	28 x 1"	45	38	2,5	122	4	27,68
690114028G	28 x 1"1/4	48	46	3	162	4	43,86
690100035G	35 x 1"	45	40	2	132	1	53,46
690114035G	35 x 1"1/4	50	46	2	164	1	52,82
690114042G	42 x 1"1/4	54	50	2	198	1	74,73
690112042G	42 x 1"1/2	54	53	2	217	1	76,62
690200054G	54 x 2"	65	65	3	342	1	133,33



B 70 72


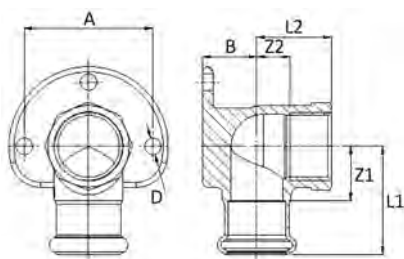
691 G

RIDUZIONE MF

- REDUCER
- REDUZIERSTÜCK
- REDUCTION
- REDUCCIÓN MH

MATERIAL: Cu-DHP99,9 - CW024A
O-RING: NBR giallo - yellow - Gelb
 jaune - amarillo

CODE	De mm	L mm	Z mm			€
691018015G	18 x 15	57	37	42	4	4,74
691022015G	22 x 15	64	44	53	4	5,80
691022018G	22 x 18	59,5	39,5	52	4	5,96
691028015G	28 x 15	54	34	48	4	13,97
691028018G	28 x 18	53	33	54	4	14,39
691028022G	28 x 22	65	44	72	4	14,71
691035022G	35 x 22	59	38	68	1	17,46
691035028G	35 x 28	71	48	98	1	18,89
691042022G	42 x 22	66	45	97	1	29,75
691042028G	42 x 28	65	42	99	1	28,95
691042035G	42 x 35	80,5	54,5	137	1	27,71
691054022G	54 x 22	74	53	154	1	70,80
691054028G	54 x 28	70	47	148	1	59,61
691054035G	54 x 35	76	50	159	1	38,79
691054042G	54 x 42	97,5	67,5	204	1	37,15



B 70 72


685 G





















GOMITO MISTO 90° FF

- WALL PLATE ELBOW 90° WITH FEMALE THREAD
- DECKENWINKEL 90° IG
- EQUERRE 90° FF
- CODO PLACA

MATERIAL: CuSn5Zn5Pb2-C - CC499K
O-RING: NBR giallo - yellow - Gelb
 jaune - amarillo
THREAD: EN 10226-1 (ex ISO 7/1)

CODE	De x Rp mm x inch	L1 mm	L2 mm	Z1 mm	Z2 mm	A mm	B mm	D mm			€
685102015G	15 x 1/2"	41,5	22,5	21,5	7	40	14	6,5	172	4	28,06
685102018G	18 x 1/2"	42	24	22	9	40	15	6,5	188	4	36,67
685304022G	22 x 3/4"	42	29	21	13	50	21	6,5	247	4	59,78

Certificazioni / Certifications

		GIUNTI MECCANICI PER TUBOLATURE - MARINEPRES MECHANICAL JOINTS FOR PIPES - MARINEPRES	MAC - 067019CS/001 - 002	Ø 15 - 108 mm
		RACCORDI A PRESSARE IN CUPRONICHEL / CUPRONICKEL PRESSFITTINGS PRODOTTI E COMPONENTI UTILIZZATI A CONTATTO CON ACQUA POTABILE PRODUCT AND ELEMENTS IN CONTACT WITH DRINKING WATER	ICIM-CAP-009671-01	Ø 15 - 108 mm
		TUBE FITTINGS - MARINEPRES	TAP000007B	Ø 15 - 108 mm
		PIPE, DUCT, TRUNK - MARINEPRES	MEDB00007F1	Ø 15 - 108 mm
		PRESS FIT SYSTEM OF COMPRESSION TYPE FOR PIPING SYSTEMS	LR2319040ITA	Ø 15 - 108 mm
		COMPRESSION COUPLINGS - PRESSTYPE	MIL46378-PE001	Ø 15 - 108 mm
		PIPE COUPLING WITH O-RING SEAL MARINEPRES SYSTEM	38059/B0 BV	Ø 15 - 108 mm
		MARINEPRES, PIPING SYSTEM AND FITTING	19-GE1920312-PDA	Ø 15 - 108 mm
		MARINEPRES, MECHANICAL JOINTS	ML 20PTB00014	Ø 15 - 108 mm
		MARINEPRES PRESSFITTING SYSTEM	POCC IT.AM05.H05079	Ø 15 - 108 mm

Campi di applicazione / Fields of application

MARINE PRES®



Riscaldamento
Heating



Raffrescamento
Cooling



Solare termico
Solar thermal



Aria compressa
Compressed air



Antincendio
Fire protection systems



Acque di processo
Process water



Scarichi
Waste water

MARINE PRES® O-ring FKM

Verde | Green | Grün | Vert | Verde



SCOPRI
LA GAMMA

MARINE PRES®
DISCOVER
THE RANGE





616/000 CN

≤54 B 90 91
76±108 B 90 92

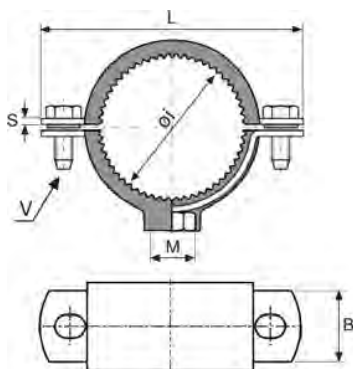
PER IMPIANTI NAVALI

- FOR SHIPYARD SECTOR
- FÜR SCHIFFSBEREICH
- POUR SECTEUR NAVAL
- PARA SECTOR NAVAL

NORM: DIN 86019

Mat. Nr.: CuNi10Fe1.6Mn L=6 m

CODE	Dimensions mm x mm	Ø int mm	L m	kg/m	Volume l/m	Minimum package m	€/m
616015000CN	15 x 1,0	13	6	0,39	0,133	60	56,03
616018000CN	18 x 1,0	16	6	0,48	0,201	60	68,14
616022000CN	22 x 1,0	20	6	0,59	0,314	60	84,18
616028000CN	28 x 1,5	25	6	1,12	0,491	30	159,20
616035000CN	35 x 1,5	32	6	1,41	0,804	30	201,32
616042000CN	42 x 1,5	39	6	1,71	1,194	30	243,46
616054000CN	54 x 1,5	51	6	2,21	2,042	30	315,61
616076000CN	76,1 x 2,0	72,1	6	4,16	4,08	6	534,63
616088000CN	88,9 x 2,0	84,9	6	4,88	5,66	6	616,49
616108000CN	108 x 2,5	103	6	7,41	8,332	6	1052,90



Conforme a
Conform to
Entsprechend
Correspondant
Conforme a la

DIN 4109

156/G

A 50 50

COLLARE GOMMA PER TUBO MARINEPRES

- CLAMP WITH RUBBER FOR MARINEPRES PIPE
- ROHRSCHELLE MIT GUMMIEINLAGE FÜR MARINEPRES ROHR
- COLLIER DE FIXATION GARNITURE ISOPHONIQUE POUR TUBE MARINEPRES
- ABRAZADERA ISOFÓNICA PARA TUBO MARINEPRES

MATERIAL: AISI 304 - 1.4301

VULCANIZED RUBBER:

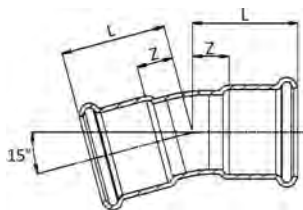
EPDM [-20°
C/+120° C]
durezza/hardness
55 Shore

NOTE: dado saldato con puntatura elettrica spot welded nut

CODE	Øi mm	M	V mm	B mm	L mm	S mm	g	Box	€
156150304G	15 - 18	M 8	M 6 x 20	20	58	2,5	72	50*	11,53
156308304G	16 - 18	M 8	M 6 x 20	20	58	2,5	76	50*	11,53
156102304G	20 - 24	M 8	M 6 x 20	20	63,5	2,5	86	50*	11,75
156304304G	25 - 28	M 8	M 6 x 20	20	70	2,5	94	50*	12,22
156100304G	31 - 35	M 8	M 6 x 20	20	79	2,5	112	50*	12,95
156114304G	39 - 43	M 8	M 6 x 20	20	85	2,5	120	50*	15,09
156112304G	47 - 54	M 8	M 6 x 25	20	97	2,5	142	50*	16,45
156212304G	73 - 76,5	M 10	M 6 x 25	30	128	2,5	308	10*	24,98
156300304G	86 - 89	M 10	M 6 x 25	30	148	2,5	346	10*	27,07
156108316G **	108	M 8 / 10	M 6 x 25	20	168	2	200	10*	22,67

[*] unità minima di vendita / minimum selling quantity

[**] Gomma staccabile - Detachable rubber - Abnehmbare Gummi - Caoutchouc amovible - Goma desmontable
AISI 316 / 1.4401 (famiglia / family A 50 51)

**681/150 CN**

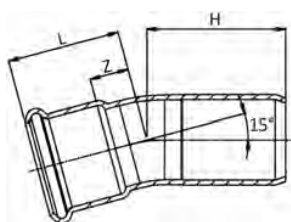
≤54 B 80 81
76÷108 B 80 82

CURVA 15° FF

- 15° ELBOW FF
- BOGEN 15° II
- COUDE FF 15°
- CURVA 15° HH

MATERIAL: CuNi10Fe1.6Mn**O-RING:** FKM verde - green - Grün
vert - verde

CODE	De mm	L mm	Z mm				€
681015150CN	15	30	10	43	20	300	31,55
681022150CN	22	33	12	72	20	100	38,92
681028150CN	28	36	13	97	10	100	44,99
681035150CN	35	37	11	140	10	60	52,59
681042150CN	42	42	12	200	4	40	85,63
681054150CN	54	49	13	302	2	20	109,39
681076150CNC	76,1	87,5	32,5	863	2	2	396,12
681088150CNC	88,9	100,5	40,5	1147	2	2	473,29
681108150CNC	108	109,5	34,5	1567	2	2	650,60

**681/151 CN**

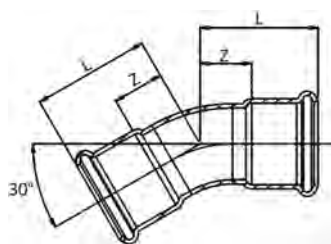
≤54 B 80 81
76÷108 B 80 82

CURVA 15° MF

- 15° ELBOW MF
- BOGEN 15° IA
- COUDE MF 15°
- CURVA 15° HM

MATERIAL: CuNi10Fe1.6Mn**O-RING:** FKM verde - green - Grün
vert - verde

CODE	De mm	L mm	H mm	Z mm				€
681015151CN	15	30	40	10	42	20	300	30,10
681022151CN	22	33	41	12	71	20	100	36,70
681028151CN	28	36	43	13	101	10	100	44,59
681035151CN	35	37	41	11	148	10	60	52,04
681042151CN	42	42	55,5	12	183	4	40	81,66
681054151CN	54	49	55	13	339	2	20	103,14
681076151CNC	76,1	87,5	95,5	32,5	827	2	2	367,50
681088151CNC	88,9	100,5	108,5	40,5	1100	2	2	433,62
681108151CNC	108	109,5	118	34,5	1482	2	2	608,57



681/300 CN

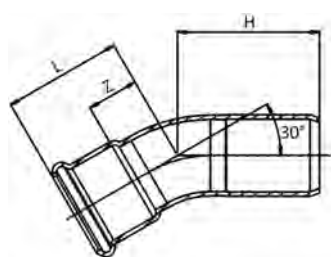
≤54 B 80 81
76÷108 B 80 82

CURVA 30° FF

- 30° ELBOW FF
- BOGEN 30° II
- COUDE FF 30°
- CURVA 30° HH

MATERIAL: CuNi10Fe1.6Mn
O-RING: FKM verde - green - Grün
vert - verde

CODE	De mm	L mm	Z mm				€
681015300CN	15	33	13	43	20	300	31,55
681022300CN	22	37	16	72	20	100	38,92
681028300CN	28	41	18	97	10	100	44,99
681035300CN	35	37	11	140	10	60	52,59
681042300CN	42	44	14	200	4	40	85,63
681054300CN	54	52	17	302	2	20	109,39
681076300CN	76,1	100	55	1004	2	2	396,12
681088300CN	88,9	115	64	1394	2	2	473,29
681108300CN	108	127	68	1896	2	2	650,60



681/301 CN

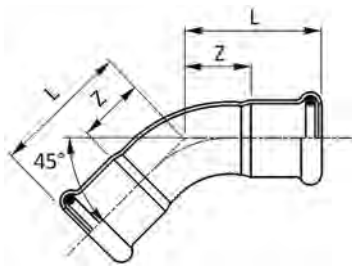
≤54 B 80 81
76÷108 B 80 82

CURVA 30° MF

- 30° ELBOW MF
- BOGEN 30° IA
- COUDE MF 30°
- CURVA 30° HM

MATERIAL: CuNi10Fe1.6Mn
O-RING: FKM verde - green - Grün
vert - verde

CODE	De mm	L mm	H mm	Z mm				€
681015301CN	15	33	43	13	42	20	300	30,10
681022301CN	22	37	46	16	71	20	100	36,70
681028301CN	28	41	48	18	101	10	100	44,59
681035301CN	35	37	46	11	148	10	60	52,04
681042301CN	42	44	54	14	208	4	40	81,66
681054301CN	54	52	63	17	339	2	20	103,14
681076301CN	76,1	100	108	55	1004	2	2	367,50
681088301CN	88,9	115	123	64	1394	2	2	433,62
681108301CN	108	127	136	68	1896	2	2	608,57

**681/450 CN**




≤54 B 80 81

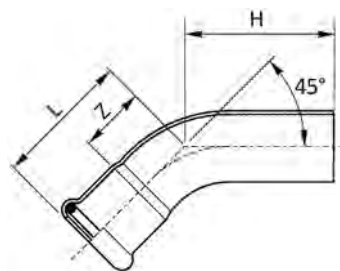
76÷108 B 80 82

CURVA 45° FF

- 45° ELBOW FF
- BOGEN 45° II
- COUDE FF 45°
- CURVA 45° HH

MATERIAL: CuNi10Fe1.6Mn**O-RING:** FKM verde - green - Grün
vert - verde

CODE	De mm	L mm	Z mm				€
681015450CN	15	27,5	7,5	43	20	300	31,55
681018450CN	18	29,5	9,5	54	20	300	35,01
681022450CN	22	32	11	72	20	100	38,92
681028450CN	28	37	14	97	10	100	44,99
681035450CN	35	43,5	17,5	140	10	60	52,59
681042450CN	42	51	21	200	4	40	85,63
681054450CN	54	62	26,5	302	2	20	109,39
681076450CN	76,1	133	78	1004	2	2	396,12
681088450CN	88,9	144,5	84,5	1394	2	2	473,29
681108450CN	108	169	94	1896	2	2	650,60

**681/451 CN**




≤54 B 80 81

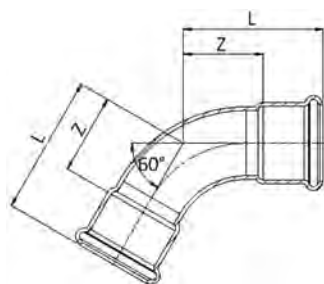
76÷108 B 80 82

CURVA 45° MF

- 45° ELBOW MF
- BOGEN 45° IA
- COUDE MF 45°
- CURVA 45° HM

MATERIAL: CuNi10Fe1.6Mn**O-RING:** FKM verde - green - Grün
vert - verde

CODE	De mm	L mm	H mm	Z mm				€
681015451CN	15	27,5	39,5	7,5	42	20	300	30,10
681018451CN	18	29,5	36	9,5	54	20	300	32,40
681022451CN	22	32	42	11	71	20	100	36,70
681028451CN	28	37	46	14	101	10	100	44,59
681035451CN	35	43,5	57,5	17,5	148	10	60	52,04
681042451CN	42	51	72	21	208	4	40	81,66
681054451CN	54	62	82	26,5	339	2	20	103,14
681076451CN	76,1	133	149	78	1004	2	2	367,50
681088451CN	88,9	144,5	159,5	84,5	1394	2	2	433,62
681108451CN	108	169	184	94	1896	2	2	608,57



681/600 CN

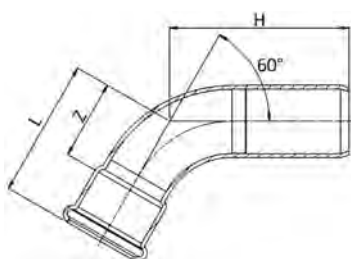
≤54 B 80 81
76÷108 B 80 82

CURVA 60° FF

- 60° ELBOW FF
- BOGEN 60° II
- COUDE FF 60°
- CURVA 60° HH

MATERIAL: CuNi10Fe1.6Mn
O-RING: FKM verde - green - Grün
vert - verde

CODE	De mm	L mm	Z mm				€
681028600CN	28	42	19	109	10	50	44,99
681035600CN	35	71	44	140	5	50	52,59
681042600CN	42	82	50	200	2	30	85,63
681054600CN	54	82	44	348	2	18	109,39
681076600CN	76,1	146,5	91,5	1311	2	2	396,12
681088600CN	88,9	162	102	1687	2	2	473,29
681108600CN	108	190	115	2440	2	2	650,60



681/601 CN

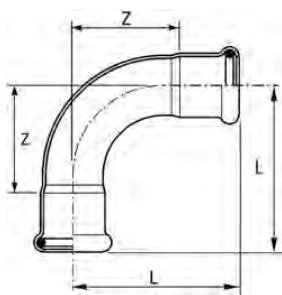
≤54 B 80 81
76÷108 B 80 82

CURVA 60° MF

- 60° ELBOW MF
- BOGEN 60° IA
- COUDE MF 60°
- CURVA 60° HM

MATERIAL: CuNi10Fe1.6Mn
O-RING: FKM verde - green - Grün
vert - verde

CODE	De mm	L mm	H mm	Z mm				€
681035601CN	35	71	74	50	148	5	50	52,04
681042601CN	42	82	86	50	208	2	30	81,66
681054601CN	54	82	89	45	339	2	18	103,14
681076601CN	76,1	146,5	164	91,5	1313	2	2	367,50
681088601CN	88,9	162	177	102	1674	2	2	433,62
681108601CN	108	190	205	115	2392	2	2	608,57

**681/900 CN**

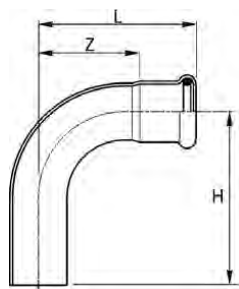
≤54 B 80 81
76÷108 B 80 82

CURVA 90° FF

- 90° ELBOW FF
- BOGEN 90° II
- COUDE FF 90°
- CURVA 90° HH

MATERIAL: CuNi10Fe1.6Mn**O-RING:** FKM verde - green - Grün
vert - verde

CODE	De mm	L mm	Z mm	g			€
681015900CN	15	38	18	51	20	300	23,59
681018900CN	18	41,5	21,5	64	20	200	29,04
681022900CN	22	47	26	88	10	100	32,48
681028900CN	28	56	33	124	10	50	39,90
681035900CN	35	68	42	185	5	50	64,30
681042900CN	42	80	50	253	2	30	110,84
681054900CN	54	100	65	427	2	18	143,38
681076900CN	76,1	160	105	1283	2	2	341,13
681088900CN	88,9	182	122	1762	2	2	437,81
681108900CN	108	220	145	2509	2	2	569,19

**681/901 CN**

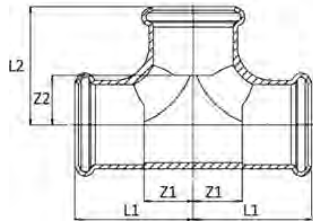
≤54 B 80 81
76÷108 B 80 82

CURVA 90° MF

- 90° ELBOW MF
- BOGEN 90° IA
- COUDE MF 90°
- CURVA 90° HM

MATERIAL: CuNi10Fe1.6Mn**O-RING:** FKM verde - green - Grün
vert - verde

CODE	De mm	L mm	H mm	Z mm	g		€
681015901CN	15	38	48	18	51	20	25,68
681018901CN	18	41,5	48,5	21,5	64	20	26,41
681022901CN	22	47	57	26	88	10	31,00
681028901CN	28	56	64	33	124	10	38,43
681035901CN	35	68	82	42	191	5	62,02
681042901CN	42	80	101	50	268	2	101,33
681054901CN	54	100	120	65	422	2	139,02
681076901CN	76,1	160	177	105	1283	2	337,37
681088901CN	88,9	182	197	122	1762	2	401,70
681108901CN	108	220	233	145	2509	2	558,86



682 CN

≤54 B 80 81
76÷108 B 80 82

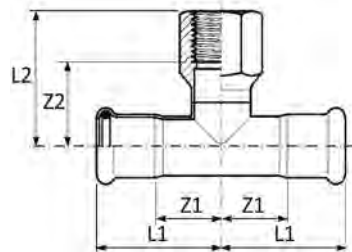
"T"

- EQUAL TEE
- T-STÜCK
- TÉ ÉGAL
- TE IGUAL HHH

MATERIAL: CuNi10Fe1.6Mn
O-RING: FKM verde - green - Grün
vert - verde

CODE	De mm	L1 mm	L2 mm	Z1 mm	Z2 mm	g	kg	box	€
682015000CN*	15	32	32	10,5	10,5	77	20	200	37,85
682018000CN*	18	34	34	12,5	12,5	95	20	100	41,85
682022000CN*	22	37	37	14,5	14,5	124	10	100	45,49
682028000CN*	28	42	42	17,5	17,5	175	10	50	53,63
682035000CN*	35	50	50	22,5	22,5	252	4	32	69,35
682042000CN*	42	57	57	25,5	25,5	343	4	20	95,76
682054000CN*	54	69	69	32,5	32,5	520	2	12	115,67
682076000CN	76,1	108	117,5	53	62,5	1422	2	2	741,73
682088000CN	88,9	131,5	134,5	71,5	71,5	1712	2	2	833,81
682108000CN	108	155	160	80	85	2359	2	2	1041,28

(*) idroformato - hydroformed - hydrogeformt - hydroformé - hidroformado



689 CN

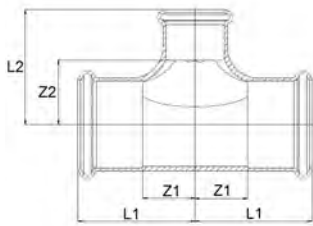
≤54 B 80 81
76÷108 B 80 82

"T" CON DERIVAZIONE FILETTO F

- BRANCH TEE FEMALE BSP OUTLET
- T-STÜCK MIT ABGANG IG
- TÉ MIXTE AVEC FILETAGE F
- TE HEMBRA ROSCADA

MATERIAL: CuNi10Fe1.6Mn
O-RING: FKM verde - green - Grün
vert - verde
THREAD: EN 10226-1 (ex ISO 7/1)

CODE	De x Rp x De mm x inch x mm	L1 mm	L2 mm	Z1 mm	Z2 mm	g	kg	box	€
689102015CN	15 x 1/2" x 15	34,5	40	13,5	25	100	20	100	48,03
689102018CN	18 x 1/2" x 18	36,5	41,5	16,5	26,5	121	20	100	51,89
689102022CN	22 x 1/2" x 22	39,5	44	18	29	154	10	100	56,68
689304022CN	22 x 3/4" x 22	39,5	47	18	30,5	159	10	100	60,07
689102028CN	28 x 1/2" x 28	44	46,5	21	31,5	188	10	50	61,90
689304028CN	28 x 3/4" x 28	44	49,5	21	33	206	10	50	70,52
689102035CN	35 x 1/2" x 35	51	50	25,5	35	220	5	50	69,54
689304035CN	35 x 3/4" x 35	51	53	25,5	36,5	229	5	40	85,55
689102042CN	42 x 1/2" x 42	58,5	54	28,5	39	302	4	32	87,71
689304042CN	42 x 3/4" x 42	58,5	56,5	28,5	40	309	4	32	93,51
689102054CN	54 x 1/2" x 54	69,5	61	34	46	420	2	14	100,65
689304054CN	54 x 3/4" x 54	69,5	64	34	47,5	436	2	14	105,88
689304076CN	76,1 x 3/4" x 76,1	108	76	53	59,5	1160	2	2	657,97
689304088CN	88,9 x 3/4" x 88,9	131,5	83,5	71,5	67	1400	2	2	731,36
689304108CN	108 x 3/4" x 108	155	93	80	76,5	1896	2	2	885,12

**692 CN**




≤54 B 80 81

76÷108 B 80 82

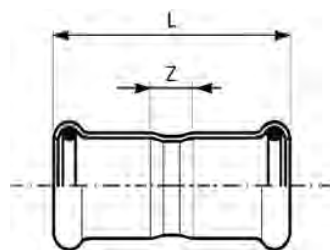
"T" RIDOTTO

- REDUCING TEE
- T-STÜCK MIT REDUZIERTEM ABGANG
- TÉ RÉDUIT
- TE REDUCIDA HHH

MATERIAL: CuNi10Fe1.6Mn**O-RING:** FKM verde - green - Grün
vert - verde

CODE	De mm	L1 mm	L2 mm	Z1 mm	Z2 mm				€
692018015CN*	18 x 15 x 18	34	35	12,5	13,5	89	20	100	40,13
692022015CN*	22 x 15 x 22	37	38	16	18	118	10	100	43,28
692028015CN*	28 x 15 x 28	42	40,5	17,5	19	157	10	50	50,30
692028018CN*	28 x 18 x 28	42	40,5	17,5	19	162	10	50	52,48
692028022CN*	28 x 22 x 28	42	41	17,5	20	166	10	50	53,43
692035015CN	35 x 15 x 35	51	49	25	29	176	5	50	61,85
692035022CN	35 x 22 x 35	51	50,5	25	29,5	186	5	50	65,22
692035028CN	35 x 28 x 35	51	53,5	25	30,5	191	5	35	66,21
692042022CN	42 x 22 x 42	58,5	54	28	33	264	4	20	91,72
692042028CN	42 x 28 x 42	58,5	57	28	34	261	4	20	92,93
692042035CN	42 x 35 x 42	58,5	61	28	35	303	4	20	100,96
692054022CN	54 x 22 x 54	69,5	61,5	34	40,5	368	2	16	106,79
692054028CN	54 x 28 x 54	69,5	65,5	34	41,5	385	2	16	108,16
692054035CN	54 x 35 x 54	69,5	68,5	34	42,5	403	2	16	113,13
692054042CN	54 x 42 x 54	69,5	72	34	42	419	2	16	122,00
692076022CN	76,1 x 22 x 76,1	108	72,5	52	52,5	1110	2	2	561,67
692076028CN	76,1 x 28 x 76,1	108	77	52	54	1132	2	2	604,46
692076035CN	76,1 x 35 x 76,1	108	80	52	54	1143	2	2	645,24
692076042CN	76,1 x 42 x 76,1	108	84	52	54	1165	2	2	681,01
692076054CN	76,1 x 54 x 76,1	108	91	52	55	1188	2	2	731,15
692088022CN	88,9 x 22 x 88,9	132	81	72	60	1361	2	2	595,80
692088028CN	88,9 x 28 x 88,9	132	84	72	61	1366	2	2	633,00
692088035CN	88,9 x 35 x 88,9	132	88	72	62	1389	2	2	674,25
692088042CN	88,9 x 42 x 88,9	132	91	72	61	1400	2	2	731,30
692088054CN	88,9 x 54 x 88,9	132	98	72	63	1428	2	2	757,66
692088076CN	88,9 x 76 x 88,9	132	125	72	70	1656	2	2	818,86
692108022CN	108 x 22 x 108	155	91	80	70	1857	2	2	633,64
692108028CN	108 x 28 x 108	155	94	80	71	1863	2	2	664,44
692108035CN	108 x 35 x 108	155	97	80	71	1980	2	2	738,16
692108042CN	108 x 42 x 108	155	101	80	71	2080	2	2	769,85
692108054CN	108 x 54 x 108	155	107	80	72	2147	2	2	834,89
692108076CN	108 x 76,1 x 108	155	135	80	80	2153	2	2	871,03
692108088CN	108 x 88,9 x 108	155	144	80	84	2192	2	2	995,12

[*] idroformato - hydroformed - hydrogeformt - hydroformé - hidroformado



683/000 CN

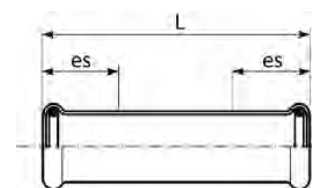
≤54 B 80 81
76÷108 B 80 82

MANICOTTO

- COUPLING
- MUFFE
- MANCHON
- MANGUITO HH

MATERIAL: CuNi10Fe1.6Mn
O-RING: FKM verde - green - Grün
vert - verde

CODE	De mm	L mm	Z mm				€
683015000CN	15	49	9	39	20	500	16,51
683018000CN	18	50	10	47	20	300	17,54
683022000CN	22	52,5	10,5	60	20	200	19,61
683028000CN	28	56	10	79	10	150	22,67
683035000CN	35	62,5	10,5	108	10	100	30,04
683042000CN	42	72	12	152	4	60	38,13
683054000CN	54	83	12	221	2	24	46,05
683076000CN	76,1	142	32	708	4	4	269,75
683088000CN	88,9	165,5	45,5	853	4	4	308,20
683108000CN	108	203	53	1305	2	2	388,33



683/001 CN

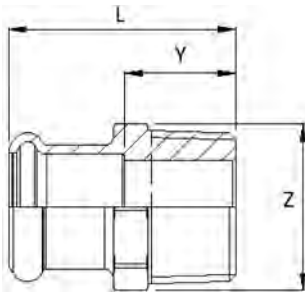
≤54 B 80 81
76÷108 B 80 82

MANICOTTO PASSANTE

- SLIP COUPLING
- SCHIEBEMUFFE
- MANCHON LONG
- MANGUITO SIN TOPE

MATERIAL: CuNi10Fe1.6Mn
O-RING: FKM verde - green - Grün
vert - verde

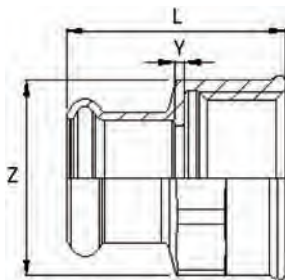
CODE	De mm	L mm	es mm				€
683015001CN	15	67,5	25	54	20	200	26,71
683018001CN	18	71	25	66	20	200	30,92
683022001CN	22	77	25	86	10	100	35,46
683028001CN	28	88	30	123	10	50	40,34
683035001CN	35	101,5	30	171	4	40	44,03
683042001CN	42	117	40	243	2	40	52,88
683054001CN	54	138	40	358	2	20	63,79
683076001CN	76,1	225	60	1105	2	2	501,36
683088001CN	88,9	258	70	1468	2	2	563,17
683108001CN	108	305	80	2135	2	2	685,35

**687 CN****B 80 81****MANICOTTO MISTO FILETTO M**

- MALE ADAPTER
- ÜBERGANGSSTÜCK MIT AG
- RACCORD AVEC FILETAGE MALE
- UNIÓN MACHO

MATERIAL: CuNi10Fe1.6Mn**O-RING:** FKM verde - green - Grün
vert - verde**THREAD:** EN 10226-1 (ex ISO 7/1)

CODE	De x R mm x inch	L mm	Z mm	Y mm	g			€
687102015CN	15 x 1/2"	36	24	16	58	20	300	39,15
687102018CN	18 x 1/2"	37	27	17	58	20	300	42,84
687304018CN	18 x 3/4"	38	30	18	73	20	200	45,61
687102022CN	22 x 1/2"	38	32	17	72	10	200	52,58
687304022CN	22 x 3/4"	39	32	18	80	10	200	52,13
687100028CN	28 x 1"	44,5	38	21,5	121	10	100	69,33
687114035CN	35 x 1 1/4"	50	46	24	199	5	50	112,69
687112042CN	42 x 1 1/2"	54	54	24	244	4	40	176,22
687200054CN	54 x 2"	63,5	70	27,5	406	4	32	281,17

**690 CN****B 80 81****MANICOTTO MISTO FILETTO F**

- FEMALE ADAPTER
- ÜBERGANGSSTÜCK MIT IG
- RACCORD AVEC FILETAGE FEMELLE
- UNIÓN HEMBRA

MATERIAL: CuNi10Fe1.6Mn**O-RING:** FKM verde - green - Grün
vert - verde**THREAD:** EN 10226-1 (ex ISO 7/1)

CODE	De x Rp mm x inch	L mm	Z mm	Y mm	g			€
690102015CN	15 x 1/2"	36	30	2	70	20	300	42,47
690102018CN	18 x 1/2"	37	30	2	74	20	300	43,73
690304018CN	18 x 3/4"	39	34	2	90	10	200	42,19
690102022CN	22 x 1/2"	36	32	1	80	20	200	73,39
690304022CN	22 x 3/4"	39	34	1,5	87	10	100	61,20
690102028CN	28 x 1/2"	39	38	1	115	10	100	69,46
690100028CN	28 x 1"	45	43	2,5	148	10	100	86,68
690114035CN	35 x 1 1/4"	50	50	2	192	5	50	133,29
690112042CN	42 x 1 1/2"	54	60	2	272	4	40	202,25
690200054CN	54 x 2"	65	70	3	399	4	20	317,79

B 80 81

684/001 CN

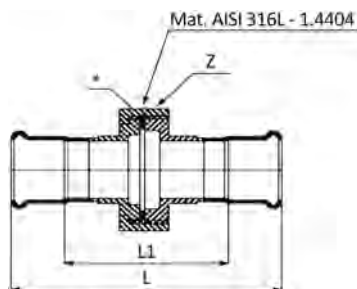
BOCCHETTONE A SEDE PIANA

- FLAT FACED UNION
- DURCHGANGSVerschraubung MIT PRESSENDEN FLACHDICHTEND
- ÉLÉMENT DE TRANSITION FILTÉ PLAT AVEC MANCHONS DES 2 CÔTES
- RÁCOR 3 PIEZAS PLANO

MATERIAL: CuNi10Fe1.6Mn

O-RING: FKM verde - green - Grün
vert - verde

GASKET: [*]: FKM verde - green - Grün
vert - verde



CODE	De mm	L mm	L1 mm	Z mm	Gasket mm	g	g	g	€
684015001CN	15	97	57	34	24x14 thk 3	146	10	100	94,74
684018001CN	18	98	58	39	30x20 thk 3	187	10	100	111,73
684022001CN	22	100	58	39	30x20 thk 3	194	10	50	125,85
684028001CN	28	118	72	58	47,5x37 thk 3	450	5	25	183,31
684035001CN	35	128	76	67	56x42 thk 3	617	4	20	231,27
684042001CN	42	141	81	77	66x56 thk 3	797	2	20	286,91
684054001CN	54	157	86	90	79,5x69 thk 3	1176	2	10	483,24

B 80 81

684/002 CN

BOCCHETTONE SEDE PIANA FILETTO M

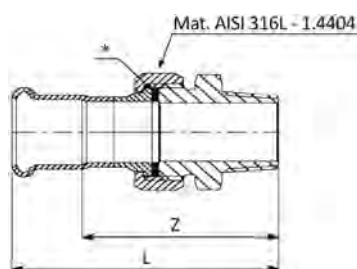
- STRAIGHT MALE UNION CONNECTOR
- DURCHGANGSVerschraubung MIT AUSSENGEWINDE
- RACCORD UNION FILETÉ
- RÁCOR 3 PIEZAS ROSCADO MACHO

MATERIAL: CuNi10Fe1.6Mn

O-RING: FKM verde - green - Grün
vert - verde

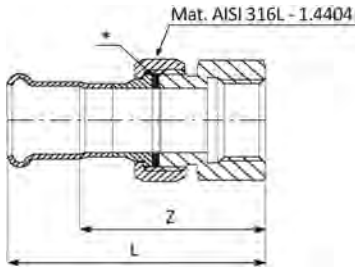
GASKET: [*]: FKM verde - green - Grün
vert - verde

THREAD: EN 10226-1 [ex ISO 7/1]



CODE	De x R mm x inch	L mm	Z mm	Gasket mm	g	g	g	€
684015002CN	15 x 1/2"	77	57	24x14 thk 3	142	2	160	95,70
684018002CN	18 x 1/2"	78	58	24x14 thk 3	144	2	160	108,99
684022002CN	22 x 3/4"	81	60	30x20 thk 3	202	2	100	112,24
684028002CN	28 x 1"	91	68	39x27 thk 3	364	2	60	191,29
684035002CN	35 x 1 1/4"	102	76	44,5x34 thk 3	540	2	40	244,28
684042002CN	42 x 1 1/2"	105	75	50,5x40 thk 3	563	2	30	266,29
684054002CN	54 x 2"	118	83	65,5x53,5 thk 3	823	2	20	457,22

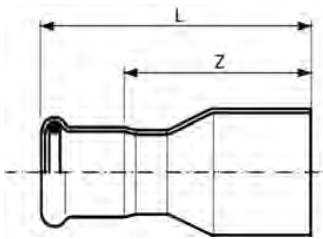
B 80 81

**684/003 CN****BOCCHETTONE SEDE PIANA FILETTO F**

- STRAIGHT FEMALE UNION CONNECTOR
- DURCHGANGSVERSCHRAUBUNG MIT INNENGEWINDE
- RACCORD UNION TARAUDÉ
- RÁCOR 3 PIEZAS HEMBRA

MATERIAL: CuNi10Fe1.6Mn**O-RING:** FKM verde - green - Grün vert - verde**GASKET:** [*]: FKM verde - green - Grün vert - verde**THREAD:** EN 10226-1 [ex ISO 7/1]

CODE	De x Rp mm x inch	L mm	Z mm	Gasket mm				€
684015003CN	15 x 1/2"	72	52	24x14 thk 3	140	2	160	90,81
684018003CN	18 x 1/2"	72	52	24x14 thk 3	145	2	140	109,54
684022003CN	22 x 3/4"	76	55	30x20 thk 3	213	2	100	125,45
684028003CN	28 x 1"	84	61	39x27 thk 3	404	2	60	165,11
684035003CN	35 x 1 1/4"	94	68	44,5x34 thk 3	486	2	30	204,42
684042003CN	42 x 1 1/2"	97	67	50,5x40 thk 3	536	2	30	241,37
684054003CN	54 x 2"	116	81	65,5x53,5 thk 3	1091	2	20	460,26

**691 CN**

≤54 B 80 81

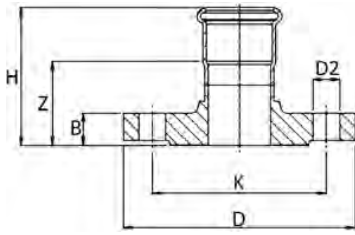
76÷108 B 80 82

RIDUZIONE MF

- REDUCER
- REDUZIERSTÜCK
- REDUCTION
- REDUCCIÓN MH

MATERIAL: CuNi10Fe1.6Mn**O-RING:** FKM verde - green - Grün vert - verde

CODE	De mm	L mm	Z mm				€
691018015CN	18 x 15	57	37	43	20	500	19,97
691022015CN	22 x 15	64	44	54	20	400	24,18
691022018CN	22 x 18	60	40	54	20	300	21,28
691028015CN	28 x 15	76,5	56,5	73	20	200	25,21
691028022CN	28 x 22	65	44	74	20	200	24,18
691035022CN	35 x 22	70	49	91	10	100	30,98
691035028CN	35 x 28	71	48	101	10	100	30,67
691042022CN	42 x 22	97	76	140	4	80	94,98
691042028CN	42 x 28	93	70	145	4	80	97,07
691042035CN	42 x 35	81	55	139	4	40	42,27
691054028CN	54 x 28	108,5	85,5	204	4	40	89,44
691054035CN	54 x 35	108	82	215	4	40	111,35
691054042CN	54 x 42	97,5	67,5	216	4	32	48,93
691076042CN	76,1 x 42	141	111	489	4	4	240,37
691076054CN	76,1 x 54	158	123	593	4	4	249,64
691088054CN	88,9 x 54	176	141	763	4	4	350,62
691088076CN	88,9 x 76,1	184	129	902	4	4	334,89
691108054CN	108 x 54	204	168	1067	2	2	384,84
691108076CN	108 x 76,1	206	151	1126	2	2	388,16
691108088CN	108 x 88,9	207	147	1229	2	2	380,59



693/002 CN

≤54 B 80 81
76÷108 B 80 82

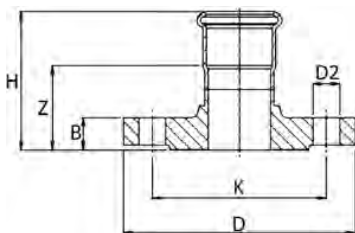
MANICOTTO FLANGIATO

- ADAPTOR FLANGE
- ÜBERGANGSFLANSCH
- BRIDE DE RACCORDMENT
- BRIDA ADAPTADOR

MATERIAL: CuNi10Fe1.6Mn
O-RING: FKM verde - green - Grün
vert - verde

PN 6

CODE	De mm	DN flg	H mm	Z mm	B mm	D mm	D2 mm	Holes Nr.	K mm	g	kg	Box	€
693015002CN	15	15	53	33	12	80	11	4	55	452	2	20	139,78
693018002CN	18	15	53,5	33,5	12	80	11	4	55	452	2	20	138,49
693022002CN	22	20	56,5	35,5	14	90	11	4	65	680	2	14	164,04
693028002CN	28	25	59,5	36,5	14	100	11	4	75	843	2	10	214,20
693035002CN	35	32	63	37	14	120	14	4	90	1206	2	6	239,83
693042002CN	42	40	67	37	14	130	14	4	100	1324	2	6	322,62
693054002CN	54	50	74	38	14	140	14	4	110	1505	2	4	365,42
693076002CN	76,1	65	101	45,5	14	160	14	4	130	2086	2	2	764,60
693088002CN	88,9	80	112	52	16	190	18	4	150	3253	2	2	1021,08
693108002CN	108	100	128	53	16	210	18	4	170	3924	2	2	1219,89



693/000 CN

≤54 B 80 81
76÷108 B 80 82

MANICOTTO FLANGIATO

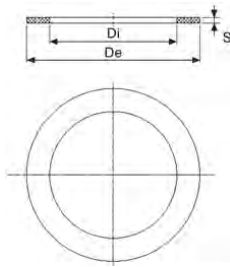
- ADAPTOR FLANGE
- ÜBERGANGSFLANSCH
- BRIDE DE RACCORDMENT
- BRIDA ADAPTADOR

MATERIAL: CuNi10Fe1.6Mn
O-RING: FKM verde - green - Grün
vert - verde

PN 16

CODE	De mm	DN flg	H mm	Z mm	B mm	D mm	D2 mm	Holes Nr.	K mm	g	kg	Box	€
693015000CN	15	15	55	35	14	95	14	4	65	735	2	20	184,50
693018000CN	18	15	55,5	35,5	14	95	14	4	65	735	2	20	195,54
693022000CN	22	20	58,5	37,5	16	105	14	4	75	1051	2	14	222,58
693028000CN	28	25	61,5	38,5	16	115	14	4	85	1267	2	10	273,60
693035000CN	35	32	65,5	39,5	16	140	18	4	100	1828	2	6	311,94
693042000CN	42	40	69	39	16	150	18	4	110	2007	2	6	327,79
693054000CN	54	50	78	42	18	165	18	4	125	2734	2	4	548,31
693076000CN	76,1	65	105	50	18	185	18	4	145	3538	2	2	847,59
693088000CN	88,9	80	116	56	20	200	18	8	160	4382	2	2	1055,07
693108000CN	108	100	132	57	20	220	18	8	180	5230	2	2	1258,06

R 30 30

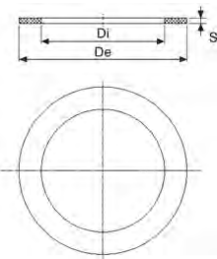
**434/PN6****GUARNIZIONE ECOLOGICA PER FLANGE**

- GASKET FOR FLANGE
- FLANSCHDICHTUNG
- JOINT POUR BRIDE
- JUNTA ECOLÓGICA PARA BRIDA

MATERIAL: Sesalit Eco
NORM: EN 1092-1

PN 6

CODE	DN	De mm	Di mm	S mm			€
434015006	15 - [1/2"]	44	20	2	4	10	0,76
434020006	20 - [3/4"]	54	25	2	6	10	1,11
434025006	25 - [1"]	64	30	2	9	10	1,55
434032006	32 - [1 1/4"]	75	38	2	11	10	2,08
434040006	40 - [1 1/2"]	85	45	2	14	10	2,71
434050006	50 - [2"]	95	57	2	15	10	4,14
434065006	65 - [2 1/2"]	115	76	2	19	10	5,69
434080006	80 - [3"]	132	89	2	26	10	6,74
434100006	100 - [4"]	152	108	2	29	10	7,98

**434/PN10-16**

R 30 30

GUARNIZIONE ECOLOGICA PER FLANGE

- GASKET FOR FLANGE
- FLANSCHDICHTUNG
- JOINT POUR BRIDE
- JUNTA ECOLÓGICA PARA BRIDA

MATERIAL: Sesalit Eco
NORM: EN 1092-1

PN 10/16

CODE	DN	De mm	Di mm	S mm			€
434015000	15 - [1/2"]	50	20	2	6	10	0,76
434020000	20 - [3/4"]	60	25	2	8	10	1,09
434025000	25 - [1"]	70	30	2	10	10	1,54
434032000	32 - [1 1/4"]	82	38	2	14	10	2,08
434040000	40 - [1 1/2"]	92	45	2	17	10	2,71
434050000	50 - [2"]	108	57	2	22	10	4,09
434065000	65 - [2 1/2"]	127	76	2	27	10	5,65
434080000	80 - [3"]	142	89	2	30	10	6,68
434100000	100 - [4"]	162	108	2	38	10	7,67

Sesalit ECO: fibre organiche e sintetiche legate con gomma NBR/SBR esente amianto
IMPIEGHI: Acqua calda e fredda, olii vegetali ed animali, aria, alcuni carburanti (no GAS)

LIMITI DI TEMPERATURA ORIENTATIVI

Temperatura massima per brevi esposizioni: 180°-200° C
Temperatura massima di esercizio continuo per fluidi non aggressivi: 140° C
Temperatura massima di esercizio continuo con vapore: 110° C

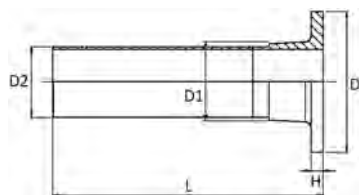
OMOLOGAZIONI: acqua potabile WRAS n° 1605525

Sesalit ECO: organic and synthetic fibers bonded with NBR/SBR asbestos-free
USES: hot and cold water, vegetable and animal oils, air, some fuels (no GAS)

GUIDELINE TEMPERATURE LIMITS

Maximum temperature for short exposure: 180°-200° C
Maximum operating temperature for continuous non-aggressive fluids: 140° C
Maximum temperature for continuous operation with steam: 110° C

APPROVAL: potable water WRAS n° 1605525



693/004 CN

≤54 B 80 81
76÷108 B 80 82

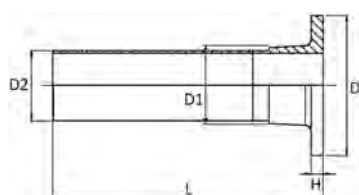
BOCCELLO PER FLANGE LIBERE

- COLLAR FOR LOOSE FLANGES
- AUSSEN FÜR LOSE-FLANSCH
- SORTIE A BRIDE POUR BRIDE TOURNANTE
- TRONCO EMBRIDADO PARA BRIDA LOCA

MATERIAL: CuNi10Fe1.6Mn

PN 6

CODE	De mm	L mm	D mm	D1 mm	D2 mm	H mm	g			€
693022004CN	22	135	50	27	22	5	160	1	14	93,27
693028004CN	28	135	60	32	28	5	260	1	14	109,01
693035004CN	35	135	70	40	35	5	340	1	14	135,98
693042004CN	42	135	80	46	42	6	450	1	14	160,47
693054004CN	54	135	90	59	54	6	560	1	14	274,54
693076004CN	76,1	135	110	78	76,1	6	850	1	12	379,97
693088004CN	88,9	135	128	91	88,9	7	1200	1	6	528,95
693108004CN	108	135	148	110	108	7	1540	1	2	663,09



693/003 CN

≤54 B 80 81
76÷108 B 80 82

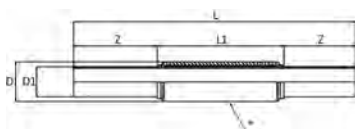
BOCCELLO PER FLANGE LIBERE

- COLLAR FOR LOOSE FLANGES
- AUSSEN FÜR LOSE-FLANSCH
- SORTIE A BRIDE POUR BRIDE TOURNANTE
- TRONCO EMBRIDADO PARA BRIDA LOCA

MATERIAL: CuNi10Fe1.6Mn

PN 16

CODE	De mm	L mm	D mm	D1 mm	D2 mm	H mm	g			€
693022003CN	22	135	58	27	22	5	190	1	14	110,07
693028003CN	28	135	68	32	28	5	300	1	14	128,21
693035003CN	35	135	78	40	35	5	380	1	14	164,11
693042003CN	42	135	88	46	42	6	510	1	14	202,15
693054003CN	54	135	102	59	54	6	650	1	14	277,69
693076003CN	76,1	135	122	78	76,1	6	970	1	4	464,75
693088003CN	88,9	135	138	91	88,9	7	1240	1	4	584,27
693108003CN	108	135	158	110	108	7	1690	1	2	745,95

**679/001 CN**




≤54 B 80 81

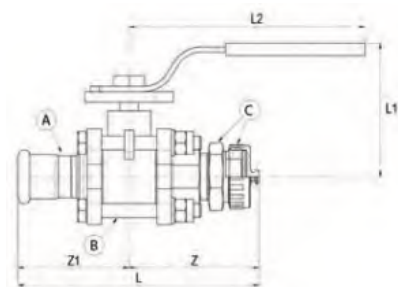
76÷108 B 80 82

PASSAGGIO STAGNO

- DECK / BULKHEAD PENETRATION
- WANDDURCHFÜHRUNG
- PASSAGE ÉTANCHE
- PASAJE ESTAÑO

MATERIAL: CuNi10Fe1.6Mn**NOTE:** [*]: S235JR [Fe 360]

CODE	De mm	L mm	L1 mm	Z mm	D mm	D1 mm				€
679015001CN	15	450	120	165	25	15	513	1	65	67,11
679018001CN	18	450	120	165	30	18	693	1	65	67,47
679022001CN	22	450	120	165	33	22	782	1	50	72,29
679028001CN	28	450	120	165	37	28	865	1	45	77,76
679035001CN	35	450	120	165	43,5	35	1044	1	40	94,57
679042001CN	42	450	120	165	53	42	1440	1	32	113,20
679054001CN	54	450	120	165	69	54	2192	1	18	223,94
679076001CN	76,1	450	120	165	88,5	76,1	3167	1	8	254,19
679088001CN	88,9	450	120	165	107	88,9	4551	1	8	298,80
679108001CN	108	450	120	165	131,5	108	6337	1	6	368,55

**695/008 CN**

B 80 81

VALVOLA A SFERA CON PRESA MANICHETTA




- BALL VALVE WITH HOSE CONNECTION
- KUGELHAHN MIT SCHLAUCHANSCHLUSS
- BOISSEAU SPHERIQUE AVEC RACCORD DETUYAU
- VÁLVULA DE BOLA CON CONEXIÓN DELA MANGUERA

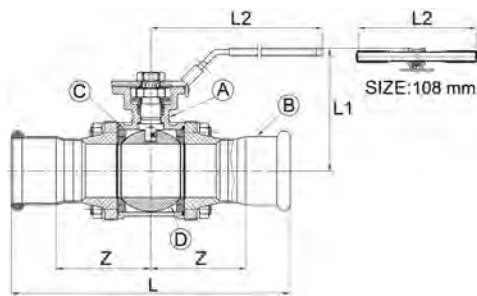
MATERIAL: A: CuNi10Fe1.6Mn

B: AISI 316L - 1.4404

C: ottone - brass - Messing - laitón - latón

O-RING: FKM verde - green - Grün vert - verde

CODE	De mm	L mm	L1 mm	L2 mm	Z mm	Z1 mm				€
695022008CN	22 x 1"	136,5	80	151	73	63,5	1332	1	10	536,74



695/003 CN

≤54 B 80 81
76±108 B 80 82

VALVOLA A SFERA 3 PZ PASSAGGIO TOTALE LUCCHETTABILE

- 3-PC BALL VALVE WITH FULL PORT
- KUGELHAHN 3-TEILIG MIT VOLLEM DURCHGANG
- BOISSEAU SPHERIQUE 3 PCS PASSAGE INTÉGRAL
- VÁLVULA DE BOLA TRES PIEZAS POSO TOTAL

MATERIAL: A-D: AISI 316L/1.4404

B: CuNi10Fe1.6Mn C: PTFE

O-RING: FKM verde - green - Grün
vert - verde

NORM: flangia attuatore / flange for actuator
Flansch für Stellantrieb / bride pour
actuateur / brida actuador ISO 5211

CODE	De mm	DN	DN inch	L mm	Z mm	L1 mm	L2 mm				€
695015003CN	15	10	3/8"	122	41	72	151	726	1	10	314,83
695018003CN	18	15	1/2"	123	41,5	72	151	750	1	10	354,91
695022003CN	22	20	3/4"	127	42,5	80	151	1024	1	10	439,68
695028003CN	28	25	1"	145	49,5	90	179	1550	1	5	536,74
695035003CN	35	32	1" 1/4	170	59	95	179	2395	1	5	778,73
695042003CN	42	40	1" 1/2	197	68,5	104	198	3334	1	5	1024,99
695054003CN	54	50	2"	220	75	110	198	4694	1	2	1392,25
695076003CN	76,1	65	2" 1/2	308	99	150	270	9648	1	1	2482,76
695088003CN	88,9	80	3"	362	121	159	270	13242	1	1	3821,61
695108003CN*	108	100	4"	422	136	210	405	26250	1	1	6125,17

(*) DN 108 con tubo maniglia, with pipe handle, mit Rohrgriff, avec tube-poignée, con mango de tubo

Le condizioni stampigliate sono relative al corpo della valvola. La pressione massima di lavoro delle valvole art. 695/003 CN= 16 bar

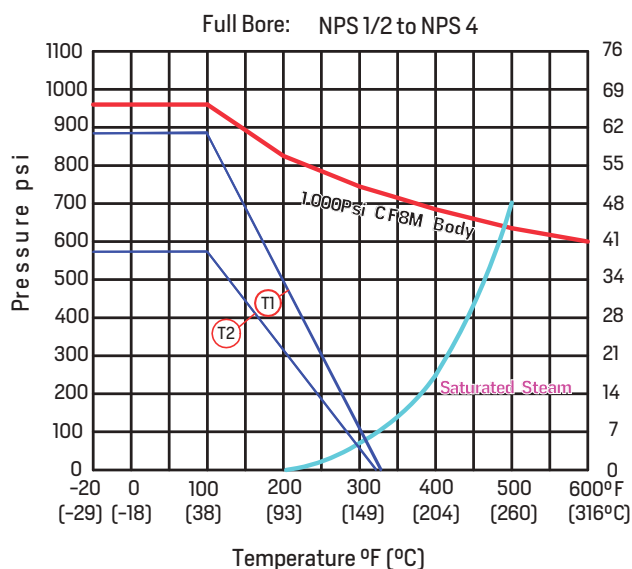
The marked pressure's conditions are related to the body of the valve. Maximum working pressure for pressfitting valve art. 695/003 CN= 16 bar

Die markierte Konditionen der Pressfitting entsprechend den Kugelhahnkoerper. Maximaler Arbeitsbetriebsdruck für Kugelhahn 695/003 CN= 16 bar

Les conditions de pressions indiquées sur la presse vannes correspondent au corps de vanne. Pression de service maximale vannes 695/003 CN= 16 bar

Condiciones de presión marcadas están relacionadas con el cuerpo de la válvula. La presión máxima de trabajo de las válvulas art. 695/003 CN= 16 bar

Pressure - Temperature Data FLOATING BALL VALVES 1000 psi



Seat Materials:

Ⓧ T1 PTFE DN 15 - 32

Ⓧ T2 PTFE DN 40 - 100

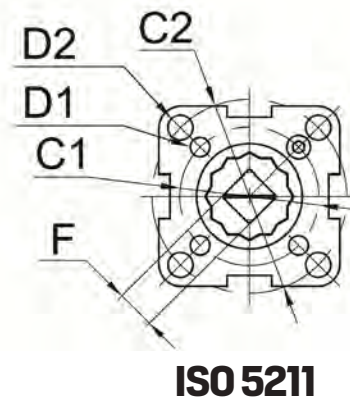
CV	KV
US gallon/min	m³ / h
N/A	N/A
18	15
36	31
48	41
93	80
165	141
207	177
450	386
780	668
1360	1165

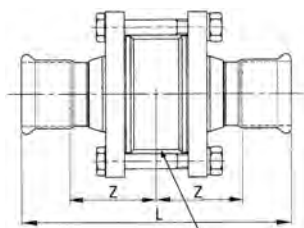
1 Kv = 0,86 Cv

695/003 CN – Valvola a sfera 3 pz passaggio totale lucchettabile - 3 PC ball valve with full port Kugelhahn 3-Teilig mit vollem Durchgang – Boisseau spherique 3 pcs passage intégral – Válvula de bola tres piezas paso total

Dimensioni della flangia per attuatore / Flange for actuator dimensions / Abmessungen der Flansch für Stellantrieb / Dimensions de la bride pour actuateur
Dimensiones de la brida del actuador.

De mm	DN inch	Flange type	C1 mm	C2 mm	D1 mm	D2 mm	F mm
15	3/8"	F03-F04	36	42	6	6	9
18	1/2"	F03-F04	36	42	6	6	9
22	3/4"	F03-F05	36	50	6	7	9
28	1"	F04-F05	42	50	6	7	11
35	1"1/4	F04-F07	42	70	6	9	11
42	1"1/2	F05-F07	50	70	7	9	14
54	2"	F05-F07	50	70	7	9	14
76,1	2"1/2	F07-F10	70	102	9	11	17
88,9	3"	F07-F10	70	102	9	11	17
108	4"	F10	-	102	-	11	22





Mat. AISI 316L - 1.4404



695/004 CN

≤54 B 80 81
76÷108 B 80 82

VALVOLA DI RITEGNO

- NON-RETURN VALVE
- RÜCKSCHLAGVENTIL
- CLAPET ANTI-RETOUR
- VÁLVULA DE RETENCIÓN

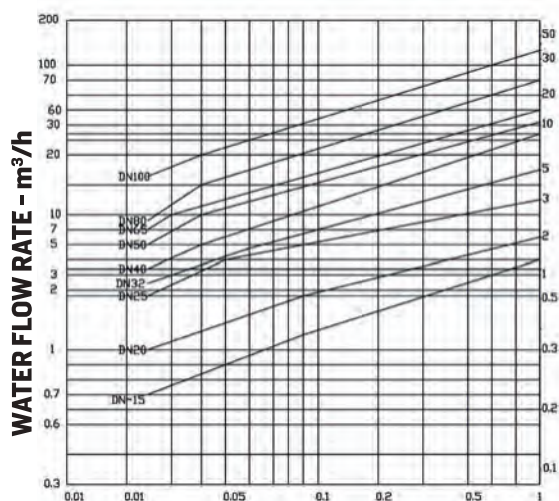
MATERIAL: CuNi10Fe1.6Mn (corpo/body AISI 316L - 1.4404)

O-RING: FKM verde - green - Grün
vert - verde

CODE	De mm	DN	L mm	Z mm	g			€
695015004CN	15	15	113	36,5	443	1	10	527,67
695018004CN	18	15	113	37	554	1	10	580,43
695022004CN	22	20	121	39,5	614	1	10	607,94
695028004CN	28	25	138	46	828	1	10	776,34
695035004CN	35	32	158	53	1324	1	10	1073,08
695042004CN	42	40	180	60	1832	1	6	1208,23
695054004CN	54	50	199	64,5	2676	1	2	2238,82
695076004CN	76,1	65	269	79,5	5442	1	1	3266,13
695088004CN	88,9	80	303	91,5	8466	1	1	3586,86
695108004CN	108	100	370	110	14640	1	1	4424,71

Le condizioni stampigliate sono relative al corpo della valvola. La pressione massima di lavoro delle valvole art. 695/004 CN = 16 bar
 The marked pressure's conditions are related to the body of the valve. Maximum working pressure for pressfitting valve art. 695/004 CN = 16 bar
 Die markierte Konditionen der Pressfitting entsprechend den Kugelhahnkoerper. Maximaler Arbeitsbetriebsdruck für Kugelhahn 695/004 CN = 16 bar
 Les conditions de pressions indiquées sur la presse vanne correspondent au corps de vanne. Pression de service maximale vanne 695/004 CN = 16 bar
 Condiciones de presión marcadas están relacionadas con el cuerpo de la válvula. La presión máxima de trabajo de las válvulas art. 695/004 CN = 16 bar

DIAGRAMMA PERDITA DI CARICO PRESSURE LOSS DIAGRAM



DN15-DN100 PRESSURE LOSS - bar

CV / KV PER VALVOLA DI RITEGNO CV / KV FOR NON-RETURN VALVE				DIREZIONE DI FLUSSO FLOW DIRECTION		
DE	DN DN inch	CV US gallon/min	KV m³/h	↑	↓	→
				Pressione di apertura Opening pressure (mbar)		
15	15 - 1/2"	4,1	3,5	25	21	23
18	15 - 1/2"	4,1	3,5	25	21	23
22	20 - 3/4"	5,1	4,4	25	21	23
28	25 - 1"	14	12	25	21	23
35	32 - 1 1/4"	23,3	20	27	21	24
42	40 - 1 1/2"	30,3	26	29	21	25
54	50 - 2"	37,3	32	29	21	25
76,1	65 - 2 1/2"	70	60	31	21	25
88,9	80 - 3"	81,7	70	32	21	26
108	100 - 4"	140	120	33	21	27

NOTE

Cv = flusso di acqua (a 60°F) in gpm (galloni al minuto) con una pressione differenziale (caduta di pressione) di 1 psi.

Kv = flusso di acqua (tra 5° e 40°) m³/h, con una pressione differenziale (caduta di pressione) di 1 bar.

(1 Kv = 0,86 Cv)

B 50 51





Klauke MAP219 BT MINI (∅ 12÷35 mm)

PRESSATRICE CON BATTERIA, CARICA BATTERIA E VALIGIA

- PRESSING MACHINE WITH BATTERY, CHARGER AND CASE
- AKKU- PRESSGERÄT MIT SCHNELLLADEGERAT UND KOFFER
- SERTISSEUSE A BATTERIE AVEC CHARGEUR ET COFFRET
- AKKU-MÁQUINA CON CARGADOR RÁPIDO Y CAJA

NOTE: New model (Bluetooth technology)

CODE	Voltage	Plug			€
196001018	[*] 220-240 V 50-60 Hz	[*] Europe (CEE 7/16 charge battery)	6,12	1	4534,49

B 50 51



Klauke UNP2 (∅ 12÷54 mm)

PRESSATRICE ELETTROIDRAULICA CON VALIGIA

- ELECTROHYDRAULIC PRESSING MACHINE WITH CASE
- ELEKTROHYDRAULISCHES PRESSGERÄT MIT KOFFER
- SERTISSEUSE ELECTROHYDRAULIQUE AVEC COFFRET
- MÁQUINA ELECTROHIDRÁULICA CON CAJA

CODE	Voltage	Plug			€
196000000	220-240 V / 50-60 Hz	Europe (CEE 7/17)	11,8	1	3392,27

B 50 51





Klauke UAP332 BT (∅ 12÷54 mm) i-press

PRESSATRICE CON BATTERIA, CARICA BATTERIA E VALIGIA

- PRESSING MACHINE WITH BATTERY, CHARGER AND CASE
- AKKU- PRESSGERÄT MIT SCHNELLLADEGERAT UND KOFFER
- SERTISSEUSE A BATTERIE AVEC CHARGEUR ET COFFRET
- AKKU-MÁQUINA CON CARGADOR RÁPIDO Y CAJA

NOTE: New model (Bluetooth technology)

CODE	Voltage	Plug			€
196001019	[*] 220-240 V 50-60 Hz	[*] Europe (CEE 7/16 charge battery)	8,86	1	5412,01

B 50 51



Klauke UAP432 BT (∅ 12÷54 mm PN16 ∅ 76÷108 mm PN10) i-press

PRESSATRICE CON BATTERIA, CARICA BATTERIA E VALIGIA

- PRESSING MACHINE WITH BATTERY, CHARGER AND CASE
- AKKU- PRESSGERÄT MIT SCHNELLLEADERAT UND KOFFER
- SERTISSEUSE A BATTERIE AVEC CHARGEUR ET COFFRET
- AKKU-MÁQUINA CON CARGADOR RÁPIDO Y CAJA

NOTE: New model (Bluetooth technology)

CODE	Voltage	Plug	kg		€
196001020	[*] 220-240 V 50-60 Hz	[*] Europe (CEE 7/16 charge battery) (CEE 7/17 main adapter)	11,04	1	7622,66

B 50 51



Klauke UAP100120 BT (∅ 76÷108 mm King size) i-press

PRESSATRICE CON BATTERIA, CARICA BATTERIA E VALIGIA

- PRESSING MACHINE WITH BATTERY, CHARGER AND CASE
- AKKU- PRESSGERÄT MIT SCHNELLLEADERAT UND KOFFER
- SERTISSEUSE A BATTERIE AVEC CHARGEUR ET COFFRET
- AKKU-MÁQUINA CON CARGADOR RÁPIDO Y CAJA

NOTE: New model (Bluetooth technology)

CODE	Voltage	Plug	kg		€
196001021	[*] 220-240 V 50-60 Hz	[*] Europe (CEE 7/16 charge battery) (CEE 7/17 main adapter)	23,6	1	13574,34
196001009V*	-	-	10	1	603,33

[*] Valigia vuota - Empty case - Leer Koffer - Coffret vide - Caja vacía

B 50 51



Klauke EHP2/SANB (∅ 76÷108 mm King size)

GRUPPO POMPA IDRAULICA ELETTRICO

- ELECTRIC HYDRAULIC PUMP
- ELEKTRISCHEBETRIEBENES ANTRIEBSAGGREGAT
- GROUPE HYDRAULIQUE MOBILE POUR SERTIR
- UNIDAD DE ACCIONAMIENTO ELÉCTRICO

NOTE: Tensione/voltage 220-240 V / 50-60 Hz

CODE	Voltage	Plug	kg		€
1960000001	220-240 V / 50-60 Hz	CEE industrial 2P+G	69	1	23209,74



Klauke AHP700LS

B 50 51

GRUPPO POMPA IDRAULICA A BATTERIA

- BATTERY HYDRAULIC PUMP
- AKKUBETRIEBENES ANTRIEBSAGGREGAT
- GROUPE HYDRAULIQUE MOBILE POUR SERTIR
- UNIDAD DE ACCIONAMIENTO A PILAS

CODE	Voltage	Plug	kg		€
196001012	220-240 V 50-60 Hz	Europe (CEE 7/16 charge battery)	9,8	1	9926,02



Klauke PKUAP3 (Ø 12÷54 mm) per/for AHP700LS

B 50 51

TESTA DI PRESSATRICE

- PRESSING HEAD
- PRESSKÖPFE
- TÊTE DE SERTISSEUSE
- CABEZA DE AKKU-MÁQUINA

CODE	kg		€
196001013	2,5	1	1962,51



Klauke PKUAP4 (Ø 12÷54 mm PN16) (Ø 76,1÷108 mm PN10) per/for AHP700LS

B 50 51

TESTA DI PRESSATRICE

- PRESSING HEAD
- PRESSKÖPFE
- TÊTE DE SERTISSEUSE
- CABEZA DE AKKU-MÁQUINA

CODE	kg		€
196001017	3,07	1	3517,99



Klauke PK100AHP (Ø 76÷108 mm King size) per/for AHP700LS

B 50 51

TESTA DI PRESSATRICE

- PRESSING HEAD
- PRESSKÖPFE
- TÊTE DE SERTISSEUSE
- CABEZA DE AKKU-MÁQUINA

CODE	kg		€
196001014	10,4	1	8429,09



Klauke AHP700LS

B 50 51

TUBO FLESSIBILE ALTA PRESSIONE L=4 M

- HIGH PRESSURE HOSE L=4 M
- HOCHDRUCKSCHLAUCH L=4 M
- TUYAU À HAUTE PRESSION L=4 M
- MANGUERA DE ALTA PRESIÓN L=4 M

CODE			€
196001015	2,3	1	1236,03



II 2GD c IIB T4 T120

Klauke HPU2EX (ø 12÷54 mm)

B 50 51

PRESSATRICE MANUALE

- MANUAL HYDRAULIC PRESSING
- MANUELLES HYDRAULISCHES PRESSWERKZEUG
- SERTISSEUSE MANUELLE
- MÁQUINA MANUAL

CODE			€
196001016	3,1	1	2969,25





Klauke MAP219

B 50 51

GANASCIA PER PRESSATRICE

- JAW
- PRESSBACKE
- MACHOIRE
- MORDAZA PINZA



CODE	De mm			€
196012002	12	1,3	1	403,21
196015002	15	1,3	1	403,21
196018002	18	1,3	1	403,21
196022002	22	1,4	1	429,05
196028002	28	1,4	1	429,05
196035002	35	1,6	1	429,05





Klauke UNP2 - UAP2 - UAP3L/432 UAP4L/432 - PKUAP3L

B 50 51

GANASCIA PER PRESSATRICE

- JAW
- PRESSBACKE
- MACHOIRE
- MORDAZA PINZA



CODE	De mm			€
196012000	12	1,9	1	348,28
196015000	15	1,9	1	348,28
196018000	18	1,9	1	348,28
196022000	22	2	1	348,28
196028000	28	2,1	1	374,11
196035000	35	2,1	1	431,26

B 50 51



Klauke UNP2 - UAP2 UAP3L/332 - UAP4L/432

VALIGIA PER GANASCE Ø 15÷35

- CASE FOR JAWS Ø 15÷35
- LEER KOFFER FÜR PRESSBACKEN Ø 15÷35
- COFFRET POUR MACHOIRES Ø 15÷35
- CAJA PARA MORZADAS Ø 15÷35

CODE	De mm	kg		€
196015035K	15 - 35	13,2	1	2137,70
196015035KV*	15 - 35	6,29	1	356,75

(*) Valigia vuota - Empty case - Leer Koffer - Coffret vide - Caja vacía

B 50 51



Klauke UNP2 - UAP2 - UAP3L/332 UAP4L/432 - PKUAP3

CATENA PER PRESSATRICE

- PRESSING COLLAR
- PRESSSCHLINGE
- CHAÎNE
- MORDAZA CADENA

CODE	De mm	kg		€
196042004	42	1,9	1	2147,02
196054004	54	1,75	1	2147,02

B 50 51



Klauke ø 42÷54 mm

ADATTATORE PER CATENE

- ADAPTER FOR COLLARS
- ZWISCHENBACKE FÜR PRESSSCHLINGEN
- ADAPTEUR POUR MACHOIRES
- ADAPTADOR PARA MORDAZAS

CODE	De mm	kg		€
196042054	42 - 54	1,7	1	466,22

B 50 51



Klauke UAP4L/432 (PN10)

CATENA PER PRESSATRICE

- PRESSING COLLAR
- PRESSSCHLINGE
- CHAÎNE
- MORDAZA CADENA

CODE	De mm	kg		€
196076001	76,1	9,9	1	3566,37
196088001	88,9	9,7	1	3683,93
196108001	108	10,4	1	4396,83


Klauke UAP4L/432 \varnothing 76÷108 mm (PN10)
B 50 51
ADATTATORE PER CATENE

- ADAPTER FOR COLLARS
- ZWISCHENBACKE FÜR PRESSSCHLINGEN
- ADAPTEUR POUR MACHOIRES
- ADAPTADOR PARA MORDAZAS

CODE	De mm	kg	Box	€
196076108	76,1 - 108	4,4	1	1641,93


**Klauke UAP100 - UAP100L/100120
PK100AHP (\varnothing 76÷108 King size)**
B 50 51
CATENA PER PRESSATRICE

- PRESSING COLLAR
- PRESSSCHLINGE
- CHAÎNE
- MORDAZA CADENA

CODE	De mm	kg	Box	€
196076000	76,1	13	1	4596,02
196088000	88,9	13	1	4713,98
196108000	108	15	1	5655,66


**Klauke UNP2 - UAP3L/332
UAP4L/432 (\varnothing 42÷54 mm)**
B 50 51
VALIGIA PER CATENE \varnothing 42÷54 + ADATTATORE

- CASE FOR PRESSING COLLARS \varnothing 42÷54 + ADAPTER
- LEER KOFFER FÜR PRESS SCHLINGEN \varnothing 42÷54 + ZWISCHENBACKE
- COFFRET POUR CHAÎNES \varnothing 42÷54 + ADAPTEUR
- CAJA PARA CADENA \varnothing 42÷54 + ADAPTADOR

CODE	De mm	kg	Box	€
196042054KF	42 - 54	10,9	1	4752,65
196042054K*	42 - 54	3,9	1	342,79

[*] Valigia vuota - Empty case - Leer Koffer - Coffret vide - Caja vacía

B 50 51



RA5 (12 V / 3,0 Ah) Klauke UAP2 - UAP100

BATTERIA

- BATTERY
- AKKU
- BATTERIE
- ACCUMULADOR

CODE			€
196002000	0,7	1	506,80



B 50 51



NG2 (18 V) Klauke UAP3L/332 - UAP4L/432 - UAP100L/100120

CAVO ELETTRICO CON ADATTATORE UNIVERSALE

- MAIN SUPPLY CIRCUIT
- SCHALTNETZTEIL
- BLOC D'ALIMENTATION
- ALIMENTADOR A LA RED

CODE	Voltage	Plug			€
196004001	220-240 V / 50-60 Hz	Europe (CEE 7/17)	0,9	1	1020,96


B 50 51



RAL2 (18 V / 3,0 Ah) Klauke MAP2L/219 - UAP3L/332 UAP4L/432 - UAP100L/100120

BATTERIA

- BATTERY
- AKKU
- BATTERIE
- ACCUMULADOR

CODE			€
196002001	0,7	1	832,98

B 50 51



LGL1 Klauke UAP3L/332 - UAP4L/432 - UAP100L/100120

CARICABATTERIA

- FAST CHARGER
- SCHNELLLADEGERÄT
- CHARGEUR
- CARGADOR RÁPIDO

CODE	Voltage	Plug			€
196003001	220-240 V / 50-60 Hz	Europe (CEE 7/16)	1,3	1	587,87

B 50 51

Novopress ECO 203 (∅ 12÷54 mm)

PRESSATRICE ELETTROIDRAULICA CON VALIGIA

- ELECTROHYDRAULIC PRESSING MACHINE WITH CASE
- ELEKTROHYDRAULISCHES PRESSGERÄT MIT KOFFER
- SERTISSEUSE ELECTROHYDRAULIQUE AVEC COFFRET
- MÁQUINA ELECTROHIDRÁULICA CON CAJA



CODE	Voltage	Plug	kg		€
19600013	220-240 V / 50-60 Hz	Europe (CEE 7/17)	7,9	1	3401,34
19600015	110-120 V / 50-60 Hz	Great Britain (BS 1363)	7,9	1	3401,34

B 50 51

Novopress ACO 203 BT (∅ 12÷54 mm)

PRESSATRICE CON BATTERIA, CARICA BATTERIA E VALIGIA

- PRESSING MACHINE WITH BATTERY, CHARGER AND CASE
- AKKU- PRESSGERÄT MIT SCHNELLLADEGERÄT UND KOFFER
- SERTISSEUSE A BATTERIE AVEC CHARGEUR ET COFFRET
- AKKU-MÁQUINA CON CARGADOR RÁPIDO Y CAJA

NOTE: New model (Bluetooth technology)



CODE	Voltage	Plug	kg		€
19600021	(*) 220-240 V / 50-60 Hz	(*) Europe (CEE 7/16)	8,0	1	3977,50
19600025	(*) 110-120 V / 50-60 Hz	(*) USA / Canada (NEMA 1-15)	8,1	1	3977,50

B 50 51

Novopress ACO 203 XL BT (∅ 12÷54 mm PN16 / ∅ 76÷108 mm PN10)

PRESSATRICE CON 2 BATTERIE, CARICA BATTERIA E VALIGIA

- PRESSING MACHINE WITH 2 BATTERIES, CHARGER AND CASE
- AKKU- PRESSGERÄT MIT SCHNELLLADEGERÄT UND KOFFER
- SERTISSEUSE A BATTERIE (2) AVEC CHARGEUR ET COFFRET
- AKKU-MÁQUINA CON CARGADOR RÁPIDO Y CAJA

NOTE: New model (Bluetooth technology)



CODE	Voltage	Plug	kg		€
19600024	(*) 220-240 V / 50-60 Hz	(*) Europe (CEE 7/16)	10	1	5702,15

B 50 51

Novopress ACO 403 BT (∅ 76÷168 mm)

PRESSATRICE CON 2 BATTERIE, CARICA BATTERIA E VALIGIA

- PRESSING MACHINE WITH 2 BATTERIES, CHARGER AND CASE
- AKKU- PRESSGERÄT MIT SCHNELLLADEGERÄT UND KOFFER
- SERTISSEUSE A BATTERIE (2) AVEC CHARGEUR ET COFFRET
- AKKU-MÁQUINA CON CARGADOR RÁPIDO Y CAJA

NOTE: New model (Bluetooth technology)



CODE	Voltage	Plug	kg		€
19600023	(*) 220-240 V / 50-60 Hz	(*) Europe (CEE 7/16)	20,4	1	1111,81

B 50 51



Novopress EFP 2 - EFP/AFP 201 - EFP/AFP 202 ECO/ACO 202 - ECO/ACO 203 - ACO 203XL

GANASCIA PER PRESSATRICE

- JAW
- PRESSBACKE
- MACHOIRE
- MORDAZA PINZA

CODE	De mm	kg		€
19601200N	12	1,9	1	492,04
19601500N	15	1,9	1	492,04
19601800N	18	1,9	1	492,04
19602200N	22	2	1	492,04
19602800N	28	2	1	492,04
19603500N	35	2	1	492,04

B 50 51



Novopress EFP 2 - EFP/AFP 201 - EFP/AFP 202 ECO/ACO 202 - ECO/ACO 203 - ACO 203XL

VALIGIA PER GANASCE Ø 15÷35

- CASE FOR JAWS Ø 15÷35
- LEER KOFFER FÜR PRESSBACKEN Ø 15÷35
- COFFRET POUR MACHOIRES Ø 15÷35
- CAJA PARA MORZADAS Ø 15÷35

CODE	De mm	kg		€
196015035N	15 - 35	12,6	1	2628,25
196015035NV*	15 - 35	2,8	1	312,64

[*] Valigia vuota - Empty case - Leer Koffer - Coffret vide - Caja vacía

B 50 51



Novopress EFP 2 - EFP/AFP 201-202 ECO/ACO 202-203 - ACO 203XL - ECO301

CATENA PER PRESSATRICE

- PRESSING COLLAR
- PRESSCHLINGE
- CHAÎNE
- MORDAZA CADENA

CODE	De mm	kg		€
19604200N	42	1,6	1	2651,89
19605400N	54	2,6	1	2750,75



Novopress EFP 2 - EFP/AFP 201 - EFP/AFP 202 ECO/ACO 202 - ECO/ACO 203 - ACO 203XL

B 50 51

ADATTATORE PER CATENE ZB203

- ADAPTER FOR COLLARS ZB203
- ZWISCHENBACKE FÜR PRESSSCHLINGEN ZB203
- ADAPTEUR POUR MACHOIRES ZB203
- ADAPTADOR PARA MORDAZAS ZB203

CODE	De mm	kg		€
196042054N	42 - 54	2,3	1	523,41



Novopress EFP 2 - EFP/AFP 201 - EFP/AFP 202 ECO/ACO 202 - ECO/ACO 203 - ACO 203XL

B 50 51

VALIGIA PER CATENE Ø 42÷54 + ADATTATORE ZB203

- CASE FOR PRESSING COLLARS Ø 42÷54 + ADAPTER ZB203
- LEER KOFFER FÜR PRESS SCHLINGEN Ø 42÷54 + ZWISCHENBACKE ZB203
- COFFRET POUR CHAÎNES Ø 42÷54 + ADAPTEUR ZB203
- CAJA PARA CADENA Ø 42÷54 + ADAPTADOR ZB203

CODE	De mm	kg		€
196042054VN	42 - 54	8	1	5943,83
196042054V*	42 - 54	2,8	1	348,28

[*] Valigia vuota - Empty case - Leer Koffer - Coffret vide - Caja vacía



Novopress ACO 203 XL - ECO 301 (Ø 76÷108 mm PN10)

B 50 51

CATENA PER PRESSATRICE

- PRESSING COLLAR
- PRESSSCHLINGE
- CHAÎNE
- MORDAZA CADENA

CODE	De mm	kg		€
196076003	76,1	4,4	1	2907,58
196088003	88,9	4,8	1	2907,58
196108003	108	6	1	3350,46



Adattatore ZB 221 per catene Ø 76,1-88,9-108/1 ACO 203 XL (PN10)

B 50 51

ADATTATORE PER CATENE

- ADAPTER FOR COLLARS
- ZWISCHENBACKE FÜR PRESSSCHLINGEN
- ADAPTEUR POUR MACHOIRES
- ADAPTADOR PARA MORDAZAS

CODE	De mm	kg		€
196076108N*	76,1 - 88,9 - 108 [1°]	4,7	1	1938,22

[*] Per pressatura preliminare diametro 108 mm; il giunto DN 108 mm deve essere pressato una seconda volta con adattatore codice 196000108N. Preliminary pressing for diameter 108 mm; DN 108 mm joint must be pressed a second time with adapter item 196000108N.




Adattatore ZB 222 per catena \varnothing 108/2 ACO 203 XL (PN10)

B 50 51

ADATTATORE PER CATENE

- ADAPTER FOR COLLARS
- ZWISCHENBACKE FÜR PRESSSCHLINGEN
- ADAPTEUR POUR MACHOIRES
- ADAPTADOR PARA MORDAZAS

CODE	De mm	kg		€
196000108N	108 (2°)	5,2	1	1938,22



Novopress ACO 203 XL (PN10) Novopress ZB 221 / ZB 222 per catene \varnothing 76-108

B 50 51

SET ADATTATORI ZB221/ZB222

- ADAPTERS SET ZB221/ZB222
- ADAPTER SET ZB221/ZB222
- SET DES ADAPTEURS ZB221/ZB222
- SET DE ADAPTADORES ZB221/ZB222

CODE	kg		€
196000019	13	1	4023,53
19600000VN*	3,1	1	312,64

[*] Valigia vuota - Empty case - Leer Koffer - Coffret vide - Caja vacía




Novopress ACO 401/403 (\varnothing 76÷108 King size)

B 50 51

CATENA PER PRESSATRICE

- PRESSING COLLAR
- PRESSSCHLINGE
- CHAÎNE
- MORDAZA CADENA

CODE	De mm	kg		€
196076002	76,1	6	1	3380,28
196088002	88,9	8	1	3459,26
196108002	108	9	1	5502,57




Novopress ACO 401/403 (\varnothing 139÷168 Over size)

B 50 51

CATENA PER PRESSATRICE

- PRESSING COLLAR
- PRESSSCHLINGE
- CHAÎNE
- MORDAZA CADENA

CODE	De mm	kg		€
196139002	139,7	14,4	1	10395,89
196168002	168,3	19,7	1	11129,21

B 50 51

Novopress ACO 202/203 - ACO 401/403

CARICABATTERIA

- FAST CHARGER
- SCHNELLLADEGERÄT
- CHARGEUR
- CARGADOR RÁPIDO



CODE	Voltage	Plug			€
19600300N	220-240 V / 50-60 Hz	Europe (CEE 7/16)	0,97	1	526,51



B 50 51

Novopress - Akku

BATTERIA

- BATTERY
- AKKU
- BATTERIE
- ACCUMULADOR





CODE	Version			€
19600204N	18 V / 2,0 Ah Li • ACO 202/203/401/403	0,5	1	585,72
19600205N	18 V / 5,0 Ah Li • ACO 202/203/401/403	0,9	1	1251,68
19600200N	14,4 V / 2,4 Ah Ni-Cd • AFP 201	0,9	1	on demand
19600201N	14,4 V / 2,0 Ah Ni-Cd • AFP 202	0,9	1	on demand
19600202N	18 V / 3,0 Ah Li • AFP 202	0,8	1	on demand

B 50 51

**116/1****TAGLIATUBI MANUALE**



- PIPE CUTTER
- ROHRSCNEIDER
- COUPE-TUBES
- CORTATUBO

CODE	De mm			€
116000011	6 ÷ 60	0,350	1	434,93

**116/2****ROTELLA TAGLIATUBI**

- CUTTING WHEEL
- SCHNEIDRAD FÜR ROHRSCNEIDER
- MOLETTE POUR COUPE-TUBES
- CUCHILLA



B 50 51

CODE	Version	De mm			€
116000012	For pipe cutter code / Per tagliatubi codice 116000011	6 ÷ 60	38	1	97,65

**116/0 (ø 12÷54 mm)****SBAVATORE UNIVERSALE TUBI**

- PIPE DEBURRER
- ENTGRATER
- EBAVUREUR DE TUBE
- DESBARBADOR



B 50 51

CODE	De mm			€
116000000	10 ÷ 54	612	1	180,61

**116/3 (ø 76÷108 mm)****SBAVATORE UNIVERSALE TUBI**

- PIPE DEBURRER
- ENTGRATER
- EBAVUREUR DE TUBE
- DESBARBADOR

B 50 51

CODE	De mm			€
116000003	63 ÷ 110	1942	1	681,84

B 50 51


116/18

TAGLIATUBI ELETTRICO - CENTO

- ELECTRIC PIPE CUTTER - CENTO
- ELEKTRISCH ROHRSCHEIDER - CENTO
- ÉLECTRIQUE COUPE-TUBES - CENTO
- CORTATUBO ELÉCTRICO - CENTO

NOTE: Esclusa rotella - wheel excluded - Schneidrad separat
molette exclue - cuchilla excluida

CODE	De mm	kg		€
116000018	12 ÷ 108	19,070	1	3789,60



116/28

TAGLIATUBI ELETTRICO - DUECENTO

- ELECTRIC PIPE CUTTER - DUECENTO
- ELEKTRISCH ROHRSCHEIDER - DUECENTO
- ÉLECTRIQUE COUPE-TUBES - DUECENTO
- CORTATUBO ELÉCTRICO - DUECENTO

NOTE: Esclusa rotella - wheel excluded - Schneidrad separat
molette exclue - cuchilla excluida

B 50 51

CODE	De mm	kg		€
116000028	tubo/pipe \varnothing 100 ÷ 225 mm \varnothing 53/54 ÷ 225 con accessorio code 116000078 \varnothing 53/54 ÷ 225 with accessory code 116000078	43,800	1	7692,00



116/78

INSERTO RULLI PER TUBI \varnothing 40-100 MM - DUECENTO

- ROLLER INSERT \varnothing 40-100 MM - DUECENTO
- LAUFROLLENEINSATZ \varnothing 40-100 MM - DUECENTO
- ROULEAU ROTATION INTERMÉDIAIRE \varnothing 40-100 MM - DUECENTO
- INSERTO DE RODILLOS \varnothing 40-100 MM - DUECENTO

B 50 51

CODE	De mm	kg		€
116000078	\varnothing 53/54 ÷ 100	2,070	1	739,55



116/38

ROTELLA PER TAGLIATUBO CENTO-DUECENTO

- CUTTING WHEEL PIPE CUTTER CENTO-DUECENTO
- SCHNEIDRAD ROHRSCHEIDER CENTO-DUECENTO
- MOLETTE POUR COUPE-TUBES CENTO-DUECENTO
- CUCHILLA PARA CORTATUBO CENTO-DUECENTO

B 50 51

CODE	g		€
116000038	300	1	333,34



116/48

PIEDISTALLO TAGLIATUBI CENTO

- PEDESTAL FOR CENTO PIPE CUTTER
- SOCKEL FÜR CENTO ROHRSCHEIDER
- PIÉDESTAL POUR COUPE-TUBES CENTO
- PEDESTAL PARA CORTATUBO CENTO

B 50 51



CODE	kg		€
116000048	9,550	1	610,23



B 50 51

**116/58****CAVALLETTO PER TUBI Ø 8÷108 MM**

- EASEL FOR PIPES Ø 8÷108 MM
- GESTELL FÜR ROHRS Ø 8÷108 MM
- CHEVALET POUR PIPE Ø 8÷108 MM
- CABALLETE DE TUBO Ø 8÷108 MM



CODE			€
116000058	7,000	1	917,90

**116/6 (Ø 15÷54 mm)**

B 50 51

SPELATUBI

- DISMANTLING TOOL
- ABMANTELGERÄT
- DÉNUDEUR
- PELADOR



CODE	De mm			€
116000006	15 - 22	236	1	173,09
116000016	18 - 28	320	1	173,09
116000026	35 - 42	703	1	193,63
116000036	54	477	1	271,21

**116/7 (Ø 76÷108 mm)**

B 50 51

SPELATUBI

- DISMANTLING TOOL
- ABMANTELGERÄT
- DÉNUDEUR
- PELADOR

CODE	De mm			€
116076007	76,1	1,040	1	274,48
116088007	88,9	1,218	1	295,69
116108007	108	1,668	1	385,85

B 50 51

274/0 (ø 15÷54 mm)
MARCATORE

- MARKER
- MARKIERLEHRE
- MARQUEUR
- MARCATUBO






CODE	De mm				€
274000000	15 ÷ 54	26	1	50	1,79

B 50 51

274/1 (ø 76,1÷108 mm)
MARCATORE

- MARKER
- MARKIERLEHRE
- MARQUEUR
- MARCATUBO



CODE	De mm				€
274000001	76,1 ÷ 108	190	1	20	22,91

B 50 52



O-Ring EPDM - M Profile



NERO

- BLACK
- SCHWARZ
- NOIR
- NEGRO

NOTE: Impieghi / Application field / Einsatzgebiete / Champs d'application /
Aplicaciones:
Idrosanitaria / riscaldamento / raffreddamento
Sanitary / Heating / Cooling
Sanitär / Heizung / Kühlung
Sanitaire / Chauffage / Circuits réfrigérants
Agua sanitaria / Calefacción / Circuito de refrigeración

Material: EPDM

Profilo M - M profile - M Kontur - profil M - perfil M

CODE	De mm			€
11501525N	15	1	20	0,29
11501825N	18	1	20	0,34
11502230N	22	1	20	0,45
11502830N	28	2	20	0,49
11503530N	35	2	20	0,62
11504240N	42	5	20	0,80
11505440N	54	6	20	0,86
11507770NM	76,1	14	10	3,27
11509070NM	88,9	17	10	3,58
11510909NM	108	33	10	4,11
115139100N	139,7	43	1	7,70
115168100N	168,3	95	1	8,13

B 50 52



O-Ring NBR-HNBR - M profile



GIALLO

- YELLOW
- GELB
- JAUNE
- AMARILLO

NOTE: Impieghi / Application field / Einsatzgebiete / Champs d'application /
Aplicaciones:
Gas / Gas / Gas / Gaz / Gas

Material: NBR / HNBR

Profilo M - M profile - M Kontur - profil M - perfil M

CODE	De mm			€
11501526G	15	1	20	0,41
11501826G	18	1	20	0,48
11502231G	22	1	20	0,63
11502831G	28	2	20	0,65
11503532G	35	2	20	0,91
11504241G	42	5	20	1,58
11505441G	54	6	20	1,68
11507670GM*	76,1	14	10	7,28
11508870GM*	88,9	17	10	9,75
11510809GM*	108	33	10	13,65

(*) HNBR

B 50 52




O-Ring FKM - M Profile

VERDE

- GREEN
- GRÜN
- VERT
- VERDE

NOTE: Impieghi / Application field / Einsatzgebiete / Champs d'application /
Aplicaciones:
Solare / Solar / Solar / Solaire / Solares
Olio / Pil / Öl / Huile / Aceite

Material: FKM Profilo M - M profile - M Kontur - profil M - perfil M

CODE	De mm			€
11501525V	15	1	20	0,64
11501825V	18	1	20	0,64
11502230V	22	1	20	0,93
11502830V	28	2	20	1,04
11503530V	35	2	20	1,45
11504240V	42	5	20	2,09
11505440V	54	6	20	2,52
11507770VM	76,1	14	10	9,58
11509070VM	88,9	17	10	12,59
11510909VM	108	33	10	19,85
115139100V	139,7	43	1	23,77
115168100V	168,3	95	1	25,41

B 50 52




O-Ring MVQ - M Profile

ROSSO

- RED
- ROT
- ROUGE
- ROJO

NOTE: Impieghi / Application field / Einsatzgebiete / Champs d'application /
Aplicaciones:
Applicazioni industriali - chiedere ad RM
Industrial applications - ask RM
Industrieanwendungen - fragen RM
Applications industrielles - demander RM
Aplicaciones industriales - preguntar RM



Material: MVQ Profilo M - M profile - M Kontur - profil M - perfil M

CODE	De mm			€
11501525R	15	1	20	0,37
11501825R	18	1	20	0,45
11502230R	22	1	20	0,57
11502830R	28	2	20	0,59
11503530R	35	2	20	0,65
11504240R	42	5	20	0,87
11505440R	54	6	20	1,24
11507770R	76,1	14	10	6,89
11509070R	88,9	17	10	9,06
11510990R	108	33	10	10,49

**115/EPDM****GUARNIZIONE EPDM**

- EPDM GASKET
- DICTUNG AUS EPDM
- JOINT EPDM
- JUNTA EN EPDM



NOTE: Impieghi / Application field / Einsatzgebiete / Champs d'application /
Aplicaciones:
Idrosanitaria / riscaldamento / raffrescamento
Sanitary / Heating / Cooling
Sanitär / Heizung / Kühlung
Sanitaire / Chauffage / Circuits réfrigérants
Agua sanitaria / Calefacción / Circuito refrigeracion

CODE	De mm	D1 mm	D2 mm	S mm			€
115683102E	15-18	18	10	2,5	1	20	2,10
115683304E	15-18-22	24	14	2,5	1	20	2,10
115683100E	18-22-28	30	20	2,5	1	20	2,10
115683114E	28-35	39	27	2,5	2	20	2,30
115683112E	35-42	44,5	30	2,5	3	20	2,47
115183112E	35-42	44,5	34	2,5	3	20	2,47
NEW 115183051E	28	47,5	37	2,5	3	20	2,47
115183134E	42	50,5	40	2,5	3	20	3,18
115683134E	42	50,5	38	2,5	4	20	3,18
115183200E	42	56	42	2,5	4	20	3,18
115183540E	54	65,5	53,5	3	4	20	4,05
115183154E	54	65,5	45	3	4	20	4,05
NEW 115183242E	42	66	56	2,5	4	20	4,05
115183054E	54	71,5	53	3	5	20	4,05
NEW 115183254E	54	79,5	69	2,5	5	20	4,05

**115/HNBR****GUARNIZIONE HNBR**

- HNBR GASKET
- DICTUNG AUS HNBR
- JOINT HNBR
- JUNTA EN HNBR

NOTE: Impieghi / Application field / Einsatzgebiete / Champs d'application /
Aplicaciones:
Gas / Gas / Gas / Gaz / Gas

CODE	De mm	D1 mm	D2 mm	S mm			€
115683102H	15-18	18	10	2,5	1	20	2,60
115683304H	15-18	24	14	2,5	1	20	2,65
115683100H	22-28	30	20	2,5	1	20	3,11
115683114H	28-35	39	27	2,5	2	20	4,81
115183112H	35-42	44,5	34	2,5	3	20	5,49
115183200H	42-54	56	42	2,5	4	20	9,67



B 50 52


115/FKM

GUARNIZIONE FKM

- FKM GASKET
- DICTUNG AUS FKM
- JOINT FKM
- JUNTA EN FKM

NOTE: Impieghi / Application field / Einsatzgebiete / Champs d'application / Aplicaciones:
Solare / Solar / Solar / Solaire / Solares.



CODE	De mm	D1 mm	D2 mm	S mm			€
115683102F	15 - 18	18	10	3	1	20	2,65
115683304F	15 - 18 - 22	24	14	3	1	20	2,65
115683100F	18 - 22 - 28	30	20	3	1	20	3,11
115683114F	28 - 35	39	27	3	2	20	4,81
115183112F	35 - 42	44,5	34	3	3	20	5,49
115183051F	28	47,5	37	3	3	20	5,97
115183134F	42	50,5	40	3	4	20	5,97
115183200F	42 - 54	56	42	3	4	20	9,67
NEW 115183154F	54	65,5	45	3	4	20	9,67
115183540F	54	65,5	53,5	3	4	20	9,67
115183242F	42	66	56	3	4	20	15,05
115183054F	54	71,5	53	3	5	20	15,05
115183254F	54	79,5	69	3	5	20	17,91

B 60 60


850NS

BENDA DI PROTEZIONE BUTILICA RACCORDI STEELPRES

- BANDAGE PROTECTION FOR STEELPRES FITTINGS
- SCHUTZBAND FÜR STEELPRES FITTINGE
- BANDE DE PROTECTION POUR RACCORDS STEELPRES
- FUNDA DE PROTECCION PIEZAS STEELPRES

CODE	Lg x L cm x m			€
850NS00000	5 cm x 9,15 m	734	24	33,19

Raccomandato per impianti di raffreddamento
Recommended for cooling installation
Empfehl fuer Kuehlungsanlagen
Recommandé pour installations de refroidissement
Recomendado para instalaciones de refrigeracion

FOCUS ON

Umidità e condensa: quando si forma, perché?

La condensa è un fenomeno naturale che si manifesta quando l'aria carica di vapore acqueo entra in contatto con superfici fredde.

La differenza di temperatura tra aria calda e superficie fredda provoca la trasformazione del vapore in gocce d'acqua.

Effetto della condensa sui tubi in acciaio al carbonio zincati.

Negli impianti di raffrescamento realizzati con tubi zincati non adeguatamente protetti, l'eventuale formazione di condensa sulla superficie esterna del tubo in presenza di ossigeno, provoca la formazione di ossido di zinco. Una volta consumato tutto lo zinco superficiale, sulla sottostante superficie in acciaio al carbonio si innesca una corrosione generalizzata con formazione di ossido di ferro.

Come risolvere il problema?

Per preservare il tubo in acciaio al carbonio è necessario rivestire la sua superficie con un materiale protettivo che non si ossidi e che svolga azione di barriera fisica tra tubazione ed atmosfera.

Quale soluzione offre RM?

Per facilitare la fase di installazione e protezione delle tubazioni e dei raccordi Steelpres, mettiamo a disposizione tubo in acciaio al carbonio zincato rivestito con PP e bende butiliche da nastrare sopra i raccordi.

Protezione di tubi e raccordi dalla corrosione esterna.

Il nastro adesivo isobutilico presenta grande allungabilità in entrambi i sensi ed un forte potere adesivo ed auto amalgamante. Lo stesso non necessita di primer aggrappante, impermeabilizza perfettamente le superfici, isolando da agenti atmosferici e chimici blandi. La grande allungabilità conferisce ai nastri un'adattabilità pressochè universale su tutte le superfici, anche le più irregolari quali curve,



Tee, giunti a bicchiere etc. Per applicarlo è sufficiente che la superficie sia pulita e non umida. Il nastro va spellicolato esercitando la tensione necessaria a seconda delle situazioni. Esso si allunga infatti fino al 700% della sua lunghezza iniziale mentre lo spessore finale è in funzione della trazione esercitata. È consigliabile una sovrapposizione di almeno un 10% della larghezza del nastro.

La protezione attraverso il rivestimento con fasce e/o verniciatura, deve comunque avvenire sempre dopo la prova impianto.

RM's solution.

To ease the phases of installation and protection zinc-plated carbon steel pipe coated with PP and butyl tapes to be applied onto fittings.

Protection of pipelines and connections from external corrosion.

The butanol-adhesive tape has high tensile and high adhesive strength and is selffluxing. It requires no adherent primer, lets surfaces perfectly repel water and insulates against atmospheric influences and free chemicals.

The high tensibility provides the tapes with comprehensive applicability for all types of surfaces, even for irregular surfaces such as bends, T-piece, sleeves, etc.

For the application, it is sufficient that the surface is clean but not wet.

The tape must be under pressure and cleaned depending on the situation. It extends over 700% compared to its original length, while the width at the end depends on the extension.

It is recommended to overlap the tape with at least 10% of the tape width. A coating protection with the help of tapes and/or varnish must always occur after a trial run of the system.

Humidity and condensate: when and why it creates.

Condensate is a natural event appearing when the air rich in water vapour comes into contact with cold surfaces.

The difference in temperature between hot air and cold surfaces brings about the transformation of vapour in water drops.

Effects of condensate on zincplated carbon steel pipes.

In cooling systems obtained from not suitably protected zinc-plated pipes, possible condensate creation on pipes' outer surface in presence of oxygen causes the formation of zinc oxide. After superficial zinc consumption, on carbon steel surface under zinc coating a general corrosion starts with the formation of iron oxide.

How to solve the problem.

In order to protect carbon steel pipes, it is necessary to coat its surface by a protective material that does not oxidise and acts as physical barrier between pipe and atmosphere.



Sistemi di raccordi a pressare profilo UNIKO

PRESS FITTING SYSTEMS UNIKO PROFILE

PRESSFITTINGSYSTEME UNIKO-PROFIL

SYSTÈME À SERTIR PROFIL UNIKO

SISTEMA DE ACCESORIOS PARA PRENSAR PERFIL UNIKO

Il sistema pressfitting - profilo UNIKO

The UNIKO Profile pressfitting system

Il Pressfitting è un sistema di giunzione tra tubi con raccordi che vengono uniti per mezzo di macchine pressatrici elettromeccaniche. La pressatura deforma permanentemente il raccordo sul tubo realizzando la tenuta meccanica, mentre la guarnizione O-Ring garantisce la tenuta idraulica. Il processo di pressatura garantisce collegamenti di qualità costante, riproducibile e utilizzando un minimo sforzo fisico da parte dell'operatore.


La **nuova gamma con profilo UNIKO** ha il grande vantaggio di poter essere pressata **sia con attrezzature a profilo M che V**. Si tratta di una grande **innovazione brevettata e certificata** dai principali enti certificatori, disponibile sia per acqua che per gas. Gli utilizzatori profilo V e profilo M potranno scegliere la nostra nuova proposta con profilo UNIKO senza dover investire in nuove attrezzature e in nuove competenze.

Il vasto assortimento dei componenti, in acciaio inossidabile e in rame, è disponibile dal \varnothing 12 fino al \varnothing 54 mm compreso.

Pressfitting is a joint system between pipes with fittings that are joined by means of electromechanical pressing machines. The pressing permanently deforms the fitting on the pipe creating the mechanical seal, while the O-Ring seal guarantees the hydraulic seal. The pressing process guarantees connections of constant quality, reproducible and using minimal physical effort on the part of the operator.

The **new range with UNIKO profile** has the great advantage of being able to **be pressed with both M and V profile equipment**. This is a great patented innovation certified by the main certifying bodies, available for both water and gas. Profile V and profile M users will be able to choose our new proposal with UNIKO profile without having to invest in new equipment and new skills.

The wide range of components, in stainless steel and copper, is available from \varnothing 12 up to and including \varnothing 54 mm.



Le fasi di installazione - profilo UNIKO

Installation process - UNIKO profile



Attrezzatura per la preparazione del tubo / Tools for the pipe set-up



Macchine e attrezzature per la pressata / Pressing machines and tools



Taglio del tubo / Cutting the pipe to length



Sbavatura del tubo / Deburring the pipe



Controllo O-ring / Checking the sealing ring



Marcatura della profondità d'innesto / Marking the insertion depth



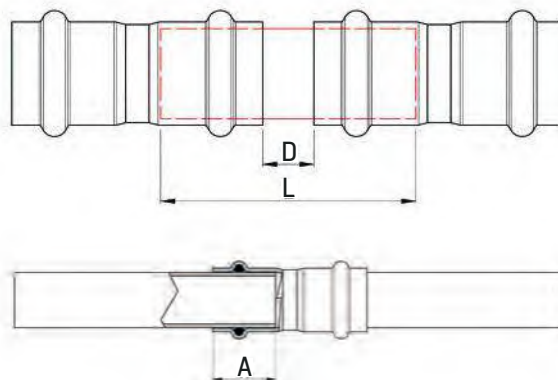
Preparazione della macchina pressatrice / Press machine preparation



Assemblaggio attraverso pressatura / Making the press connection



Controllo della pressatura / Checking the press connection



A = Quota d'innesto
D = Distanza minima
L = Lunghezza minima di tubo

A = insertion depth
D = minimum distance
L = minimum pipe length tubo

Profondità d'innesto e distanze minime

Insertion depth and minimum distances

VIDEO TUTORIAL

Scopri sul nostro canale YouTube, come installare il sistema Pressfitting !













Find out more on our YouTube channel, how to install Pressfitting system !

YouTube

RACCORDERIE METALLICHE

Diametro esterno tubi in mm Pipe outside diameter in mm	A mm	D mm	L mm
12	18	20	56
15	22	20	64
18	22	20	64
22	24	20	68
28	24	20	68
35	27	20	74
42	36	40	112
54	41	40	122

Certificazioni / Certifications

		PRODUKTE DER WASSERVERSORGUNG	DW851ICS0283	Ø 15 – 54 mm
		EDELSTAHLROHR "INOXPRES" - 1.4404	DV-7301 BM3426 (GW 54I)	Ø 15 – 54 mm
		EDELSTAHLROHR "INOXPRES" - 1.4521	DW-7301 BT0667 (GW 54I)	Ø 15 – 54 mm
		TRINKWASSERVERTEILSYSTEME	1911-6889	Ø 15 – 54 mm
		RACCORDI A PRESSARE IN RAME E BRONZO / COPPER AND BRASS FITTINGS PRODOTTI E COMPONENTI UTILIZZATI A CONTATTO CON ACQUA POTABILE PRODUCT AND ELEMENTS IN CONTACT WITH DRINKING WATER	ICIM-CAP-00967I-01	Ø 15 – 54 mm
		INOXPRES UNIKO PRESSFITTING SYSTEM – HYGIENIC CERTIFICATION	RU.01.PA.02.013.E.000258.03.20	Ø 15 – 54 mm


inoxPRES UNIKO® O-ring EPDM
Nero | Black | Schwarz | Noir | Negro



**116/200 6 m****B 30 31****TUBO PER ACQUA POTABILE**

- PIPE FOR POTABLE WATER
- ROHR FÜR TRINKWASSER
- TUBE POUR L'EAU POTABLE
- TUBO PARA EL AGUA POTABLE


NORM: EN 10217-7 (DIN 17455) - EN 10312**Mat. Nr.: 1.4404 (AISI 316L) L=6 m****Crudo - Not annealed - Ungeglüht - Non-hypertrempé - Crudo**

CODE	Dimensions mm x mm	Ø int mm	L m	 kg/m	Volume l/m	Minimum package m	Bundle m	€/m
116015200	15 x 1,0	13	6	0,351	0,133	60	1014	16,39
116018200	18 x 1,0	16	6	0,426	0,201	60	1014	18,64
116022200	22 x 1,2	19,6	6	0,625	0,302	60	762	25,98
116028200	28 x 1,2	25,6	6	0,805	0,514	30	546	32,78
116035200	35 x 1,5	32	6	1,258	0,804	30	546	49,52
116042200	42 x 1,5	39	6	1,521	1,194	30	366	59,16
116054200	54 x 1,5	51	6	1,972	2,042	30	366	76,00

**116/300****B 30 31****TUBO PER ACQUA POTABILE**

- PIPE FOR POTABLE WATER
- ROHR FÜR TRINKWASSER
- TUBE POUR L'EAU POTABLE
- TUBO PARA EL AGUA POTABLE

NORM: EN 10217-7 (DIN 17455) - EN 10312**Mat. Nr.: 1.4404 (AISI 316L) L=6 m****Ricotto - Annealed - Geglüht - Hypertrempé - Recocido**


CODE	Dimensions mm x mm	Ø int mm	L m	 kg/m	Volume l/m	Minimum package m	Bundle m	€/m
116015300	15 x 1,0	13	6	0,351	0,133	60	1014	25,00
116018300	18 x 1,0	16	6	0,426	0,201	60	1014	26,87
116022300	22 x 1,2	19,6	6	0,625	0,302	60	762	36,05
116028300	28 x 1,2	25,6	6	0,805	0,514	30	546	44,22
116035300	35 x 1,5	32	6	1,258	0,804	30	546	65,16
116042300	42 x 1,5	39	6	1,521	1,194	30	366	78,13
116054300	54 x 1,5	51	6	1,972	2,042	30	366	99,09

**116/030 6 m****B 30 33****TUBO PER ACQUA POTABILE**

- TUBE FOR POTABLE WATER
- ROHR FÜR TRINKWASSER
- TUBE POUR L'EAU POTABLE
- TUBO PARA EL AGUA POTABLE

NORM: EN 10217-7 (DIN 17455) - EN 10312

Mat. Nr.: 1.4521 (AISI 444) L=6 m
Ricotto - Annealed - Geglüht - Hypertrempé - Recocido

CODE	Dimensions mm x mm	Ø int mm	L m	 kg/m	Volume l/m	Minimum package m	Bundle m	€/m
116015030	15 x 1,0	13	6	0,351	0,133	60	1014	10,60
116018030	18 x 1,0	16	6	0,426	0,201	60	1014	12,19
116022030	22 x 1,2	19,6	6	0,625	0,302	60	762	17,57
116028030	28 x 1,2	25,6	6	0,805	0,514	30	546	22,60
116035030	35 x 1,5	32	6	1,258	0,804	30	546	34,10
116042030	42 x 1,5	39	6	1,521	1,194	30	366	41,43
116054030	54 x 1,5	51	6	1,972	2,042	30	366	53,14

NOTA / NOTE

Per le specifiche certificazioni delle tubazioni in ogni singolo paese, vedere sito web raccorderiemetalliche.com

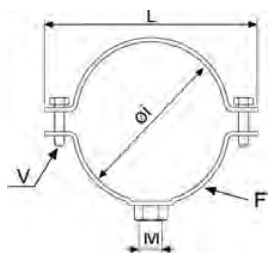
For pipes certification's details of each country, please check our website raccorderiemetalliche.com

Die für jedes einzelne Land spezifischen Zertifizierungen der Rohre finden Sie auf die Website raccorderiemetalliche.com

Pour toute certification de tubes dans chaque pays, voir le site internet raccorderiemetalliche.com

Para conocer las certificaciones específicas de las tuberías en cada país, consulte el sitio web raccorderiemetalliche.com

A 50 50



156

COLLARE PER TUBO INOXPRES

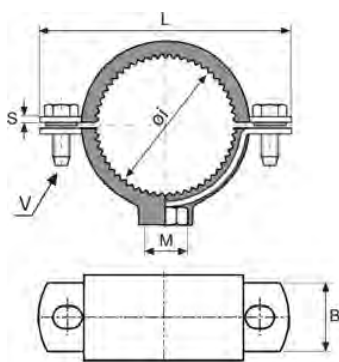
- CLAMP FOR INOXPRES PIPE
- ROHRSCHELLE FÜR INOXPRES ROHR
- COLLIER POUR TUBE INOXPRES
- ABRAZADERA PARA TUBO INOXPRES

MATERIAL: AISI 304 - 1.4301

NOTE: dado saldato con puntatura elettrica spot welded nut

CODE	DN mm	M	F Lg x Sp mm	V mm	L mm				€
156015304	15	M 8	20 x 2,5	M 6 x 20	48	52	1	50*	5,67
156308304	18	M 8	20 x 2,5	M 6 x 20	53,5	58	1	50*	5,67
156102304	22	M 8	20 x 2,5	M 6 x 20	58	62	1	50*	5,46
156304304	28	M 8	20 x 2,5	M 6 x 20	63,5	68	1	50*	5,65
156100304	35	M 8	20 x 2,5	M 6 x 20	70	76	1	50*	6,32
156114304	42	M 8	20 x 2,5	M 6 x 20	79	88	1	50*	7,00
156054304	54	M 8	20 x 2,5	M 6 x 25	94	102	1	50*	8,23

(*) unità minima di vendita / minimum selling quantity



Conforme a
Conform to
Entsprechend
Correspondant
Conforme a la

DIN 4109

A 50 50

156/G

COLLARE GOMMA PER TUBO INOXPRES

- CLAMP WITH RUBBER FOR INOXPRES PIPE
- ROHRSCHELLE MIT GUMMIEINLAGE FÜR INOXPRES ROHR
- COLLIER DE FIXATION GARNITURE ISOPHONIQUE POUR TUBE INOXPRES
- ABRAZADERA ISOFÓNICA PARA TUBO INOXPRES

MATERIAL: AISI 304 - 1.4301

VULCANIZED RUBBER:

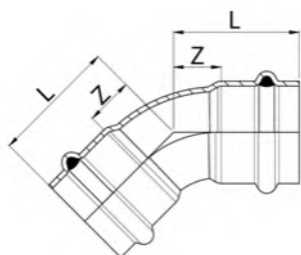
EPDM [-20°
C/+120° C]
durezza/hardness
55 Shore

NOTE: dado saldato con puntatura elettrica spot welded nut

CODE	DN mm	M	V mm	B mm	S mm	L mm				€
156150304G	15	M 8	M 6 x 20	20	2,5	58	72	1	50*	11,53
156308304G	18	M 8	M 6 x 20	20	2,5	58	76	1	50*	11,53
156102304G	22	M 8	M 6 x 20	20	2,5	63,5	86	1	50*	11,75
156304304G	28	M 8	M 6 x 20	20	2,5	70	94	1	50*	12,22
156100304G	35	M 8	M 6 x 20	20	2,5	79	112	1	50*	12,95
156114304G	42	M 8	M 6 x 20	20	2,5	85	120	1	50*	15,09
156112304G	54	M 8	M 6 x 25	20	2,5	97	142	1	50*	16,45

(*) unità minima di vendita / minimum selling quantity

B 10 22



181/450 U

CURVA 45° FF

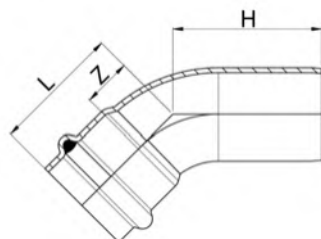
- 45° ELBOW FF
- BOGEN 45° II
- COUDE FF 45°
- CURVA 45° HH

MATERIAL: AISI 316L – 1.4404

O-RING: EPDM nero - black - Schwarz - noir - negro

CODE	De mm	Radius	L mm	Z mm	g			€
181015450CU	15	1,2 De	29,5	7,5	42	20	300	15,89
181018450CU	18	1,2 De	31,5	9,5	50	20	300	17,58
181022450CU	22	1,2 De	34	10	67	20	100	20,40
181028450CU	28	1,2 De	39	15	96	10	100	24,55
181035450U	35	1,2 De	47,5	19,5	140	10	60	27,97
181042450U	42	1,2 De	59	23	212	4	32	45,29
181054450U	54	1,2 De	69	28	308	2	20	58,14

B 10 22



181/451 U

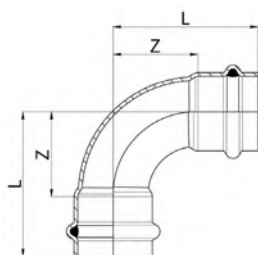
CURVA 45° MF

- 45° ELBOW MF
- BOGEN 45° IA
- COUDE MF 45°
- CURVA 45° HM

MATERIAL: AISI 316L – 1.4404

O-RING: EPDM nero - black - Schwarz - noir - negro

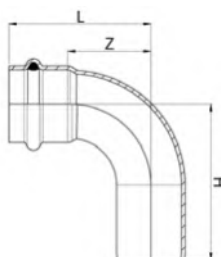
CODE	De mm	Radius	L mm	H mm	Z mm	g		€	
181015451CU	15	1,2 De	29,5	36,5	7,5	39	20	300	15,89
181018451CU	18	1,2 De	31,5	38	9,5	48	20	300	17,00
181022451CU	22	1,2 De	34	42	10	65	20	100	19,24
181028451CU	28	1,2 De	39	45	15	92	10	100	22,90
181035451U	35	1,2 De	47,5	57,5	19,5	141	10	60	26,06
181042451U	42	1,2 De	59	72	23	213	4	40	43,57
181054451U	54	1,2 De	69	78	28	305	2	20	55,91

**181/900 U****B 10 22****CURVA 90° FF**

- 90° ELBOW FF
- BOGEN 90° II
- COUDE FF 90°
- CURVA 90° HH

MATERIAL: AISI 316L – 1.4404**O-RING:** EPDM nero – black – Schwarz – noir – negro

CODE	De mm	Radius	L mm	Z mm	g			€
181015900CU	15	1,2 De	40	18	49	20	300	12,11
181018900CU	18	1,2 De	42	20	60	20	200	13,87
181022900CU	22	1,2 De	49	25	83	10	100	16,78
181028900CU	28	1,2 De	58	34	122	10	100	22,26
181035900U	35	1,2 De	72	44	181	5	50	34,80
181042900U	42	1,2 De	88	52	273	2	30	59,72
181054900U	54	1,2 De	107	66	409	2	16	83,32

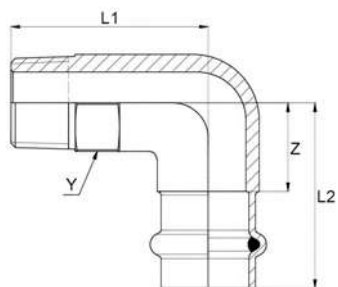
**181/901 U****B 10 22****CURVA 90° MF**

- 90° ELBOW MF
- BOGEN 90° IA
- COUDE MF 90°
- CURVA 90° HM

MATERIAL: AISI 316L – 1.4404**O-RING:** EPDM nero – black – Schwarz – noir – negro

CODE	De mm	Radius	L mm	H mm	Z mm	g		€
181015901CU	15	1,2 De	40	47	18	47	20	12,71
181018901CU	18	1,2 De	42	50	20	58	20	14,42
181022901CU	22	1,2 De	49	57	25	81	10	17,32
181028901CU	28	1,2 De	58	64	34	118	10	21,68
181035901U	35	1,2 De	72	82	44	182	5	31,88
181042901U	42	1,2 De	88	100	52	272	2	57,84
181054901U	54	1,2 De	107	120	66	414	2	83,80

B 10 22



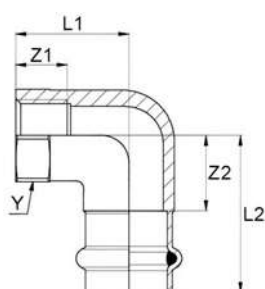
197 U

GOMITO MISTO 90° FILETTO M

- ELBOW ADAPTER 90° WITH MALE THREAD
- ÜBERGANGSWINKEL 90° AG
- EQUERRE 90° AVEC FILETAGE M
- CODO MACHO

MATERIAL: AISI 316L - 1.4404
O-RING: EPDM nero - black - Schwarz - noir - negro
THREAD: EN 10226-1 (ex ISO 7/1)

CODE	De x R mm x inch	L1 mm	L2 mm	Z mm	Y mm	g			€
197102015U	15 x 1/2"	44,5	42	20	22	116	10	150	24,72
197102018U	18 x 1/2"	44,5	42	20	22	124	10	150	28,29
197102022U	22 x 1/2"	44,5	44	20	22	137	10	150	32,35
197304022U	22 x 3/4"	49	45	21	27	159	10	100	36,27
197304028U	28 x 3/4"	49	45	21	27	182	5	50	48,35
197100028U	28 x 1"	52,5	49	25	35	279	5	50	48,82



198 U

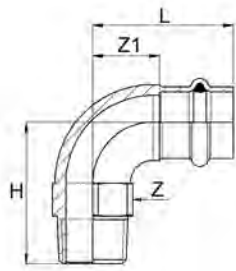
GOMITO MISTO 90° FILETTO F

- ELBOW ADAPTER 90° WITH FEMALE THREAD
- ÜBERGANGSWINKEL 90° IG
- EQUERRE 90° AVEC FILETAGE F
- CODO HEMBRA

MATERIAL: AISI 316L - 1.4404
O-RING: EPDM nero - black - Schwarz - noir - negro
THREAD: EN 10226-1 (ex ISO 7/1)

CODE	De x Rp mm x inch	L1 mm	L2 mm	Z1 mm	Z2 mm	Y mm	g		€
198102015U	15 x 1/2"	33	44	15	22	27	129	10	26,09
198102018U	18 x 1/2"	33	44	15	22	27	137	10	29,97
198102022U	22 x 1/2"	33	46	15	22	27	148	10	33,43
198304022U	22 x 3/4"	38	46	19	22	30	155	10	36,59
198100028U	28 x 1"	48	51	21	27	40	349	5	47,73

B 10 22




**186/M U**

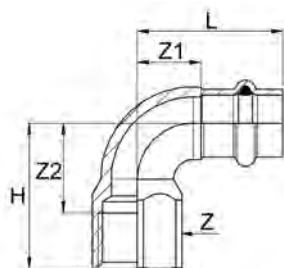
B 10 22

CURVA FILETTATA 90° FILETTO M

- 90° ELBOW MALE BSP
- BOGEN 90° MIT AG
- COUDE 90° AVEC FILETAGE M
- CODO A 90° MH

MATERIAL: AISI 316L – 1.4404**O-RING:** EPDM nero - black - Schwarz - noir - negro**THREAD:** EN 10226-1 (ex ISO 7/1)

CODE	De x R mm x inch	L mm	H mm	Z mm	Z1 mm				€
186102015CU	15 x 1/2"	39	39	22	17	87	20	300	37,11
186102018CU	18 x 1/2"	42	42	24	20	105	20	200	38,90
186304022CU	22 x 3/4"	47	49	28	24	153	10	100	45,47
186100028CU	28 x 1"	54	63	36	30	275	10	50	53,90




**186/F U**

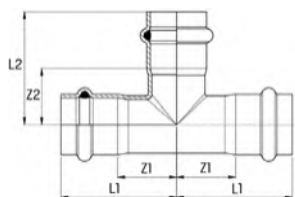
B 10 22

CURVA FILETTATA 90° FILETTO F

- 90° ELBOW FEMALE BSP
- BOGEN 90° MIT IG
- COUDE 90° AVEC FILETAGE F
- CODO A 90° HH

MATERIAL: AISI 316L – 1.4404**O-RING:** EPDM nero - black - Schwarz - noir - negro**THREAD:** EN 10226-1 (ex ISO 7/1)

CODE	De x Rp mm x inch	L mm	H mm	Z mm	Z1 mm	Z2 mm				€
186102015FCU	15 x 1/2"	39	39	24	17	24	89	20	200	38,75
186304018FCU	18 x 3/4"	42	48	32	20	29	161	10	100	46,21

B 10 22


182 U

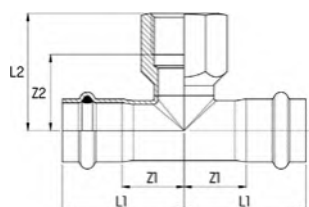
"T"

- EQUAL TEE
- T-STÜCK
- TÉ ÉGAL
- TE IGUAL HHH

MATERIAL: AISI 316L - 1.4404

O-RING: EPDM nero - black - Schwarz - noir - negro

CODE	De mm	L1 mm	L2 mm	Z1 mm	Z2 mm	g	kg	box	€
182015000U	15	43	41	21	19	81	20	200	21,81
182018000U	18	45	43	23	21	97	20	100	25,10
182022000U	22	49	47,5	25	23,5	128	10	80	26,37
182028000U	28	52	51,5	28	27,5	168	5	50	31,69
182035000U	35	62	58,5	34	30,5	236	4	32	39,54
182042000U	42	75	70,5	39	34,5	352	4	20	55,92
182054000U	54	89	83,5	48	42,5	516	2	12	66,70

B 10 22


189 U

"T" CON DERIVAZIONE FILETTO F

- BRANCH TEE FEMALE BSP OUTLET
- T-STÜCK MIT ABGANG IG
- TÉ MIXTE AVEC FILETAGE F
- TE HEMBRA ROSCADA

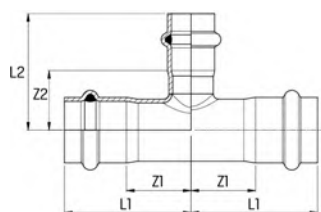
MATERIAL: AISI 316L - 1.4404

O-RING: EPDM nero - black - Schwarz - noir - negro

THREAD: EN 10226-1 (ex ISO 7/1)




CODE	De x Rp x De mm x inch x mm	L1 mm	L2 mm	Z1 mm	Z2 mm	g	kg	box	€
189102015U*	15 x 1/2" x 15	38,5	22,5	16,5	8,5	120	20	100	24,11
189102018U*	18 x 1/2" x 18	38	24	16	10	132	20	100	24,75
189304018U*	18 x 3/4" x 18	42,5	30	20,5	14	173	10	100	30,14
189102022U*	22 x 1/2" x 22	41	26	18	12	164	10	100	26,46
189304022U*	22 x 3/4" x 22	43,5	30	20,5	14	189	10	100	30,19
189102028U*	28 x 1/2" x 28	42	29	18	15	203	10	50	29,10
189304028U*	28 x 3/4" x 28	45	30	21	14	226	10	50	34,59
189100028U*	28 x 1" x 28	45	34	21	16	271	5	50	54,71
189102035U	35 x 1/2" x 35	62	50	34	35	231	5	50	34,88
189102042U	42 x 1/2" x 42	75	53,5	39	38,5	319	4	20	42,29
189102054U	54 x 1/2" x 54	89	61	48	46	448	2	14	51,11

(*) senza saldatura - seamless - nahtlos - sans soudure - sin soldadura

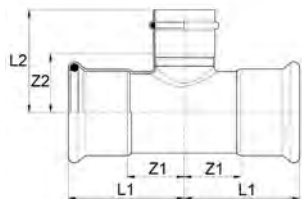
**192 U****“T” RIDOTTO**

- REDUCING TEE
- T-STÜCK MIT REDUZIERTEM ABGANG
- TÉ RÉDUIT
- TE REDUCIDA HHH

MATERIAL: AISI 316L - 1.4404**O-RING:** EPDM nero - black - Schwarz - noir - negro

CODE	De mm	L1 mm	L2 mm	Z1 mm	Z2 mm				€
192018015U	18 x 15 x 18	45	42,5	23	20,5	94	20	100	21,10
192022015U	22 x 15 x 22	49	45	25	23	116	10	100	22,11
192022018U	22 x 18 x 22	49	45,5	25	23,5	119	10	100	23,25
192028015U	28 x 15 x 28	52	47,5	28	25,5	148	10	50	26,34
192028018U	28 x 18 x 28	52	48	28	26	152	10	50	27,55
192028022U	28 x 22 x 28	52	50	28	26	158	10	50	29,37
192035015U	35 x 15 x 35	62	51	34	29	204	5	35	34,27
192035018U	35 x 18 x 35	62	51,5	34	29,5	207	5	35	34,74
192035022U	35 x 22 x 35	62	53,5	34	29,5	214	5	35	35,86
192035028U	35 x 28 x 35	62	55	34	31	224	5	35	37,29
192042018U	42 x 18 x 42	75	55	39	33	295	4	20	49,61
192042022U	42 x 22 x 42	75	57	39	33	301	4	20	51,36
192042028U	42 x 28 x 42	75	58,5	39	34,5	311	4	20	52,50
192042035U	42 x 35 x 42	75	61	39	33	322	4	20	53,73
192054022U	54 x 22 x 54	89	64,5	48	40,5	431	2	16	56,64
192054028U	54 x 28 x 54	89	66	48	42	440	2	16	58,99
192054035U	54 x 35 x 54	89	68,5	48	40,5	451	2	16	60,15
192054042U	54 x 42 x 54	89	78	48	42	480	2	16	64,47

B 10 12



NEW

192 M_U

"T" RIDOTTO

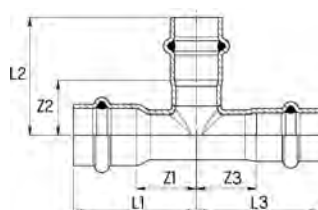
- REDUCING TEE
- T-STÜCK MIT REDUZIERTEM ABGANG
- TÉ RÉDUIT
- TE REDUCIDA HHH

MATERIAL: AISI 316L - 1.4404

O-RING: EPDM nero - black - Schwarz - noir - negro

CODE	De mm	L1 mm	L2 mm	Z1 mm	Z2 mm				€
192076022U	76,1 x 22 x 76,1	108	76,5	53	52,5	952	2	2	279,72
192076028U	76,1 x 28 x 76,1	108	78	53	54	964	2	2	302,41
192076035U	76,1 x 35 x 76,1	108	80,5	53	52,5	975	2	2	325,14
192076042U	76,1 x 42 x 76,1	108	90	53	54	1004	2	2	350,78
192076054U	76,1 x 54 x 76,1	108	95,5	53	54,5	1034	2	2	373,52
192088022U	88,9 x 22 x 88,9	132	84	72	60	1316	2	2	296,74
192088028U	88,9 x 28 x 88,9	132	85,5	72	61,5	1329	2	2	313,76
192088035U	88,9 x 35 x 88,9	132	88	72	60	1340	2	2	341,96
192088042U	88,9 x 42 x 88,9	132	97,5	72	61,5	1369	2	2	361,13
192088054U	88,9 x 54 x 88,9	132	103	72	62	1398	2	2	382,34
192108022U	108 x 22 x 108	155	93,5	80	69,5	1910	2	2	318,81
192108028U	108 x 28 x 108	155	95	80	71	1922	2	2	333,96
192108035U	108 x 35 x 108	155	97,5	80	69,5	1933	2	2	369,94
192108042U	108 x 42 x 108	155	107	80	71	1962	2	2	382,34
192108054U	108 x 54 x 108	155	112,5	80	71,5	1990	2	2	416,20

B 10 22



192/L U

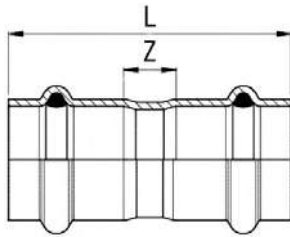
"T" RIDOTTO

- REDUCING TEE
- T-STÜCK MIT REDUZIERTEM ABGANG
- TÉ RÉDUIT
- TE REDUCIDA HHH

MATERIAL: AISI 316L - 1.4404




O-RING: EPDM nero - black - Schwarz - noir - negro

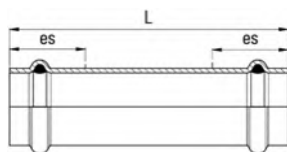
CODE	De mm	L1 mm	L2 mm	L3 mm	Z1 mm	Z2 mm	Z3 mm				€
192181515U	18 x 15 x 15	43	43	41	21	21	19	85	20	100	24,76

**183/000 U****B 10 22****MANICOTTO**

- COUPLING
- MUFFE
- MANCHON
- MANGUITO HH




MATERIAL: AISI 316L - 1.4404**O-RING:** EPDM nero - black - Schwarz - noir - negro

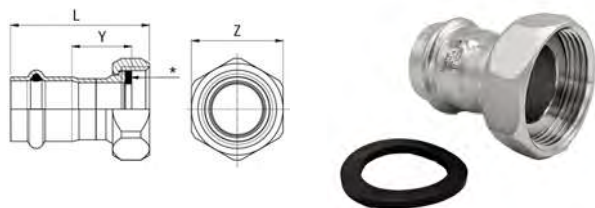
CODE	De mm	L mm	Z mm				€
183015000U	15	57	13	42	20	400	8,20
183018000U	18	57	13	49	20	300	9,34
183022000U	22	59	11	61	20	200	10,74
183028000U	28	61	13	81	10	150	12,26
183035000U	35	70	14	111	10	80	15,56
183042000U	42	84	12	164	4	40	21,06
183054000U	54	92	10	223	2	24	25,55

**183/001 U****B 10 22****MANICOTTO PASSANTE**

- SLIP COUPLING
- SCHIEBEMUFFE
- MANCHON LONG
- MANGUITO SIN TOPE

MATERIAL: AISI 316L - 1.4404**O-RING:** EPDM nero - black - Schwarz - noir - negro

CODE	De mm	L mm	es mm				€
183015001U	15	82	25	58	20	200	16,23
183018001U	18	86	25	71	20	200	16,97
183022001U	22	92	25	91	20	100	19,66
183028001U	28	101	30	126	10	80	23,02
183035001U	35	119	30	179	5	50	29,58
183042001U	42	135	40	248	4	40	35,26
183054001U	54	158	45	362	2	20	48,67

B 10 22


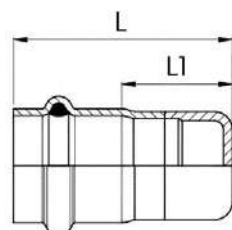
183/002 U

MANICOTTO CON DADO FOLLE

- VALVE CONNECTOR
- ANSCHLUSSVERSCHRAUBUNG
- RACCORD ÉCROU LIBRE
- RÁCOR DOS PIEZAS

MATERIAL: AISI 316L – 1.4404
O-RING: EPDM nero - black - Schwarz - noir - negro
GASKET: [*]: EPDM nero - black - Schwarz - noir - negro
THREAD: ISO 228/1 (ex DIN 259)

CODE	De x G mm x inch	L mm	Z mm	Y mm	Gasket mm				€
183015012U	15 x 1/2"	50	27	23	18x10 thk 2,5	73	10	250	24,03
183015002U	15 x 3/4"	51,5	30	23	24x14 thk 2,5	72	10	250	24,26
183018012U	18 x 1/2"	50	27	22,5	18x10 thk 2,5	77	10	250	26,56
183018002U	18 x 3/4"	52	30	23,5	24x14 thk 2,5	73	10	250	26,59
183022012U	22 x 3/4"	52,5	30	22	24x14 thk 2,5	79	10	200	31,19
183022002U	22 x 1"	54,5	36	23,5	30x20 thk 2,5	98	10	200	31,19
183028012U	28 x 1"	53,5	36	22,5	30x20 thk 2,5	106	10	150	38,71
183028002U	28 x 1 1/4"	57,5	46	25	39x27 thk 2,5	153	10	120	38,71
183035002U	35 x 1 1/2"	63	52	27	44,5x34 thk 2,5	202	4	60	43,93
183042012U	42 x 1 3/4"	73,5	58	27,5	50,5x40 thk 2,5	253	2	30	59,28
183054012U	54 x 2 3/8"	82,5	75	28,5	65,5x53,5 thk 3	420	2	20	79,79



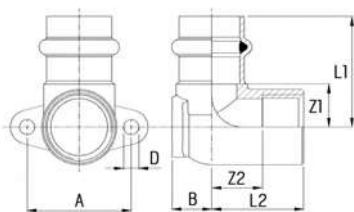
183/003 U

TAPPO DI CHIUSURA

- STOP END
- VERSCHLUSSKAPPE
- BOUCHON D'OBTURATION
- TAPÓN




MATERIAL: AISI 316L – 1.4404
O-RING: EPDM nero - black - Schwarz - noir - negro

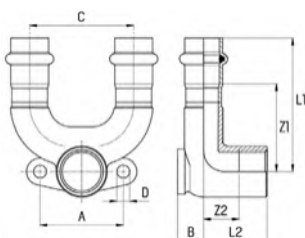
CODE	De mm	L mm	L1 mm				€
183015003U	15	28	6	23	20	500	11,61
183018003U	18	28	6	28	20	300	12,09
183022003U	22	29	6	36	10	200	14,02
183028003U	28	30	6	49	10	150	19,36
183035003U	35	52,5	26,5	95	5	100	22,07
183042003U	42	62	26	137	4	80	33,88
183054003U	54	67,5	26,5	193	4	40	39,55

**185/000 U****GOMITO MISTO 90° MF**

- WALL PLATE ELBOW 90° MF
- DECKENWINKEL 90° A/I
- EQUERRE 90° MF
- CODO PLACA MH




MATERIAL: AISI 316L – 1.4404**O-RING:** EPDM nero – black – Schwarz – noir – negro**THREAD:** EN 10226-1 (ex ISO 7/1)

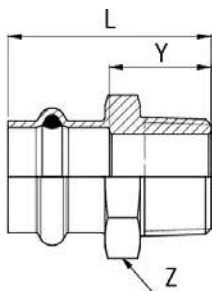
CODE	De x Rp mm x inch	L1 mm	L2 mm	Z1 mm	Z2 mm	A mm	B mm	D mm				€
185102015U	15 x 1/2"	36	30	14	16,5	34	13	5	100	10	150	29,37
185102018U	18 x 1/2"	36	30	14	16,5	34	13	5	104	10	150	30,47
185102022U	22 x 1/2"	40	34	17	20,5	40	16	6	140	10	100	45,30
185304022U	22 x 3/4"	42	34	19	19	40	17	6	154	10	100	43,85

**185/003 U****RACCORDO TRE VIE CON FLANGIA E DERIVAZIONE FILETTO F**

- CORNER TEE WITH WALL FLANGE
- INOXPRES-DOPPELWANDSCHEIBE
- EQUERRE MURALE AVEC FILETAGE FEMELLE
- RACOR TRES VÍAS CON BRIDA Y ROSCA HEMBRA

MATERIAL: AISI 316L – 1.4404**O-RING:** EPDM nero – black – Schwarz – noir – negro**THREAD:** EN 10226-1 (ex ISO 7/1)

CODE	De x Rp x De mm x inch x mm	L1 mm	L2 mm	Z1 mm	Z2 mm	A mm	B mm	C mm	D mm				€
185102315U	15 x 1/2" x 15	64	30,5	42	17	40	12,5	50	6,2	183	10	80	64,03
185102318U	18 x 1/2" x 18	65,5	30	43,5	16,5	40	13	50	6,2	202	5	50	66,08
185102322U	22 x 1/2" x 22	75,5	27	51,5	13,5	40	16	60	6,2	267	5	50	73,29



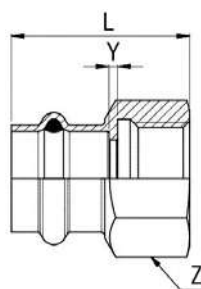
187 U

MANICOTTO MISTO FILETTO M

- MALE ADAPTER
- ÜBERGANGSSTÜCK MIT AG
- RACCORD AVEC FILETAGE MALE
- UNIÓN MACHO

MATERIAL: AISI 316L - 1.4404
O-RING: EPDM nero - black - Schwarz - noir - negro
THREAD: EN 10226-1 (ex ISO 7/1)

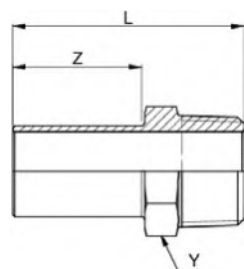
CODE	De x R mm x inch	L mm	Z mm	Y mm	g			€
187102015U	15 x 1/2"	42	24	21	60	20	300	20,81
187304015U	15 x 3/4"	45	30	24	111	20	200	21,12
187102018U	18 x 1/2"	42	27	21	62	20	300	22,63
187304018U	18 x 3/4"	45	30	24	102	20	200	23,62
187102022U	22 x 1/2"	46	32	24	97	10	200	24,60
187304022U	22 x 3/4"	46	32	24	94	10	200	25,48
187100022U	22 x 1"	49	36	27	164	10	100	30,30
187304028U	28 x 3/4"	48	38	25	126	10	100	34,70
187100028U	28 x 1"	50	38	27	138	10	100	39,79
187114028U	28 x 1 1/4"	54	46	31	276	10	60	45,94
187100035U	35 x 1"	54	45	27	182	5	100	41,93
187114035U	35 x 1 1/4"	58	46	31	214	5	50	48,73
187112035U	35 x 1 1/2"	58	50	31	311	4	60	57,44
187114042U	42 x 1 1/4"	65	54	31	279	4	40	65,27
187112042U	42 x 1 1/2"	65	54	31	276	4	40	70,78
187112054U	54 x 1 1/2"	73	67	34	460	4	32	82,15
187200054U	54 x 2"	78	67	39	449	4	32	88,01

**190 U****B 10 22****MANICOTTO MISTO FILETTO F**

- FEMALE ADAPTER
- ÜBERGANGSSTÜCK MIT IG
- RACCORD AVEC FILETAGE FEMELLE
- UNIÓN HEMBRA

MATERIAL: AISI 316L - 1.4404**O-RING:** EPDM nero - black - Schwarz - noir - negro**THREAD:** EN 10226-1 (ex ISO 7/1)

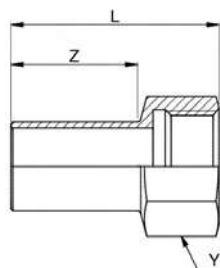
CODE	De x Rp mm x inch	L mm	Z mm	Y mm	g	g	g	€
190102015U	15 x 1/2"	40	27	2	69	20	240	22,41
190304015U	15 x 3/4"	41	32	2	84	20	240	23,36
190102018U	18 x 1/2"	40	27	2	72	20	240	23,63
190304018U	18 x 3/4"	41	32	2	86	10	200	24,74
190102022U	22 x 1/2"	40	32	2	106	20	200	25,09
190304022U	22 x 3/4"	42	32	2	88	10	150	29,40
190100022U	22 x 1"	46	41	2	162	10	100	34,75
190304028U	28 x 3/4"	42	38	2	135	10	100	33,70
190100028U	28 x 1"	47	41	2	163	10	100	46,16
190114028U	28 x 1 1/4"	49	46	2	169	10	100	51,23
190100035U	35 x 1"	51	46	2	230	5	80	44,38
190114035U	35 x 1 1/4"	54	46	2	180	5	50	50,37
190114042U	42 x 1 1/4"	60	55	2	334	4	40	56,94
190112042U	42 x 1 1/2"	60	55	2	275	4	40	78,54
190112054U	54 x 1 1/2"	63	67	1	491	4	32	85,51
190200054U	54 x 2"	70	67	2	418	4	20	116,95

**269/M****B 10 11****MANICOTTO CON INSERIMENTO FILETTO M**

- MALE REDUCTION SOCKET
- ÜBERGANG AUSSENGEWINDE MIT EINSCHUBENDE
- MANCHON DE RÉDUCTION FILETÉ
- ADAPTADOR MACHO

MATERIAL: AISI 316L - 1.4404**THREAD:** EN 10226-1 (ex ISO 7/1)

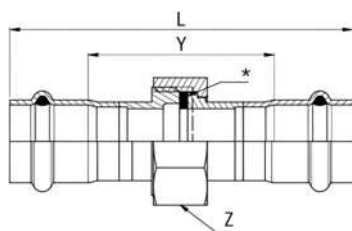
CODE	De x R mm x inch	L mm	Z mm	Y mm	g	g	g	€
269102115	15 x 1/2"	52	31	22	55	20	300	19,33
269102118	18 x 1/2"	52	31	22	50	20	300	21,14
269304118	18 x 3/4"	55	31	27	95	20	200	20,93
269102122	22 x 1/2"	55	32	27	69	10	200	22,71
269304122	22 x 3/4"	56	32	27	80	10	200	23,80
269304128	28 x 3/4"	61	37	30	97	10	150	29,89
269100128	28 x 1"	64	37	38	145	10	100	32,64
269114135	35 x 1 1/4"	72	41	45	238	4	40	35,11
269112142	42 x 1 1/2"	91	55	55	292	4	40	40,74
269200154	54 x 2"	127	83	65	463	4	20	68,16


269/F
B 10 11
MANICOTTO CON INSERIMENTO FILETTO F

- FEMALE REDUCTION SOCKET
- ÜBERGANG INNENGEWINDE MIT EINSCHUBENDE
- MANCHON DE RÉDUCTION AVEC TARAUDAGE
- ADAPTADOR HEMBRA

MATERIAL: AISI 316L – 1.4404
THREAD: EN 10226-1 (ex ISO 7/1)

CODE	De x Rp mm x inch	L mm	Z mm	Y mm				€
269102015	15 x 1/2"	52	31	24	55	20	300	21,09
269102018	18 x 1/2"	52	31	24	56	20	200	22,19
269304018	18 x 3/4"	51	31	30	57	20	200	23,06
269102022	22 x 1/2"	52	32	24	65	10	200	23,42
269304022	22 x 3/4"	52	32	30	70	10	200	27,69
269304028	28 x 3/4"	57	37	30	76	10	150	29,89
269100028	28 x 1"	57	35	36	104	10	100	44,82
269114035	35 x 1 1/4"	70	45	46	182	5	50	62,85
269112042	42 x 1 1/2"	118	78	55	280	4	40	69,29
269200054	54 x 2"	135	83	70	340	2	10	94,99

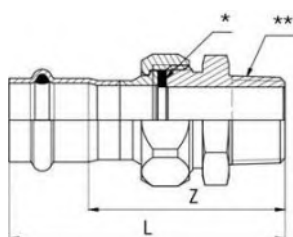

184/001 U
B 10 22
BOCCHETTONE SEDE PIANA

- FLAT FACED UNION
- DURCHGANGSVerschraubung MIT
PRESSENDEN FLACHDICHTEND
- ÉLÉMENT DE TRANSITION FILTÉ PLAT AVEC
MANCHONS DES 2 CÔTES
- RÁCOR 3 PIEZAS PLANO

MATERIAL: AISI 316L – 1.4404
O-RING: EPDM nero - black - Schwarz - noir - negro
GASKET: [*]: EPDM nero - black - Schwarz - noir - negro

CODE	De mm	L mm	Y mm	Z mm	Gasket mm				€
184015001U	15	100	56	34	24x14 thk 2,5	162	10	100	46,00
184018001U	18	101	57	39	30x20 thk 2,5	207	10	100	54,46
184022001U	22	105	57	39	30x20 thk 2,5	219	10	80	61,07
184028001U	28	120	72	58	47,5x37 thk 2,5	498	5	30	79,28
184035001U	35	127,5	71,5	67	56x42 thk 2,5	661	4	20	100,06
184042001U	42	152	80	77	66x56 thk 2,5	875	2	20	124,02
184054001U	54	165,5	83,5	90	79,5x69 thk 2,5	1250	2	10	234,36

B 10 22

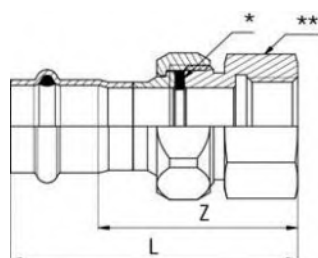
**184/002 U****BOCCHETTONE SEDE PIANA FILETTO M**

- STRAIGHT MALE UNION CONNECTOR
- DURCHGANGSVERSCHRAUBUNG MIT AUSSENGEWINDE
- RACCORD UNION FILETÉ
- RÁCOR 3 PIEZAS ROSCADO MACHO

MATERIAL: AISI 316L - 1.4404**FITTING:** [**]: ottone - brass - Messing - laitón - latón**O-RING:** EPDM nero - black - Schwarz - noir - negro**GASKET:** [*]: EPDM nero - black - Schwarz - noir - negro**THREAD:** EN 10226-1 [ex ISO 7/1]

CODE	De x R mm x inch	L mm	Z mm	Gasket mm				€
184015002U	15 x 1/2"	78,5	56,5	24x14 thk 2,5	150	2	120	41,07
184018002U	18 x 1/2"	79	57	24x14 thk 2,5	150	2	120	46,76
184022002U	22 x 3/4"	83,5	59,5	30x20 thk 2,5	221	2	80	48,15
184028002U	28 x 1"	91,5	67,5	39x27 thk 2,5	391	2	50	82,11
184035002U	35 x 1 1/4"	101	73	44,5x34 thk 2,5	582	2	30	104,78
184042002U	42 x 1 1/2"	110,5	74,5	50,5x40 thk 2,5	629	2	30	120,34
184054002U	54 x 2"	123	82	65,5x53,5 thk 3	1182	2	16	206,68

B 10 22

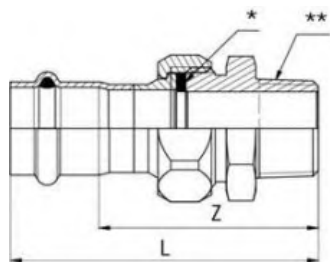
**184/003 U****BOCCHETTONE SEDE PIANA FILETTO F**

- STRAIGHT FEMALE UNION CONNECTOR
- DURCHGANGSVERSCHRAUBUNG MIT INNENGEWINDE
- RACCORD UNION TARAUDÉ
- RÁCOR 3 PIEZAS HEMBRA

MATERIAL: AISI 316L - 1.4404**FITTING:** [**]: ottone - brass - Messing - laitón - latón**O-RING:** EPDM nero - black - Schwarz - noir - negro**GASKET:** [*]: EPDM nero - black - Schwarz - noir - negro**THREAD:** EN 10226-1 [ex ISO 7/1]

CODE	De x Rp mm x inch	L mm	Z mm	Gasket mm				€
184015003U	15 x 1/2"	73	51	24x14 thk 2,5	155	2	120	41,07
184018003U	18 x 1/2"	73,5	51,5	24x14 thk 2,5	155	2	120	49,50
184022003U	22 x 3/4"	78,5	54,5	30x20 thk 2,5	229	2	80	53,81
184028003U	28 x 1"	84	60	39x27 thk 2,5	438	2	40	70,82
184035003U	35 x 1 1/4"	93	65	44,5x34 thk 2,5	538	2	30	87,80
184042003U	42 x 1 1/2"	102,5	66,5	50,5x40 thk 2,5	597	2	30	109,09
184054003U	54 x 2"	121	80	65,5x53,5 thk 3	1192	2	16	208,09

B 10 22



184/002 INOX U

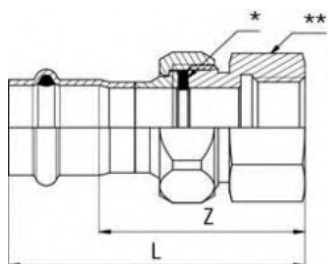
BOCCHETTONE SEDE PIANA FILETTO M

- STRAIGHT MALE UNION CONNECTOR
- DURCHGANGSVERSCHRAUBUNG MIT AUSSENGEWINDE
- RACCORD UNION FILETÉ
- RÁCOR 3 PIEZAS ROSCADO MACHO

MATERIAL: AISI 316L - 1.4404
FITTING: [**]: AISI 316L - 1.4404
O-RING: EPDM nero - black - Schwarz - noir - negro
GASKET: [*]: EPDM nero - black - Schwarz - noir - negro
THREAD: EN 10226-1 [ex ISO 7/1]

CODE	De x R mm x inch	L mm	Z mm	Gasket mm	g			€
184015002IU	15 x 1/2"	78,5	56,5	24x14 thk 2,5	145	2	120	51,34
184018002IU	18 x 1/2"	79	57	24x14 thk 2,5	146	2	120	58,44
184022002IU	22 x 3/4"	83,5	59,5	30x20 thk 2,5	214	2	80	61,67
184028002IU	28 x 1"	91,5	67,5	39x27 thk 2,5	377	2	50	102,66
184035002IU	35 x 1 1/4"	101	73	44,5x34 thk 2,5	559	2	30	130,98
184042002IU	42 x 1 1/2"	110,5	74,5	44,5x34 thk 2,5	558	2	30	138,40
184054002IU	54 x 2"	123	82	56x42 thk 2,5	890	2	16	237,73

B 10 22



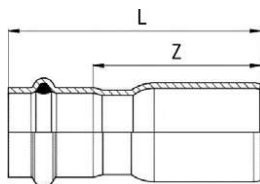
184/003 INOX U

BOCCHETTONE SEDE PIANA FILETTO F

- STRAIGHT FEMALE UNION CONNECTOR
- DURCHGANGSVERSCHRAUBUNG MIT INNENGEWINDE
- RACCORD UNION TARAUDÉ
- RÁCOR 3 PIEZAS HEMBRA

MATERIAL: AISI 316L - 1.4404
FITTING: [**]: AISI 316L - 1.4404
O-RING: EPDM nero - black - Schwarz - noir - negro
GASKET: [*]: EPDM nero - black - Schwarz - noir - negro
THREAD: EN 10226-1 [ex ISO 7/1]

CODE	De x Rp mm x inch	L mm	Z mm	Gasket mm	g			€
184015003IU	15 x 1/2"	73	51	24x14 thk 2,5	150	2	120	51,34
184018003IU	18 x 1/2"	73,5	51,5	24x14 thk 2,5	151	2	120	61,88
184022003IU	22 x 3/4"	78,5	54,5	30x20 thk 2,5	221	2	80	68,28
184028003IU	28 x 1"	84	60	39x27 thk 2,5	422	2	40	88,48
184035003IU	35 x 1 1/4"	93	65	44,5x34 thk 2,5	519	2	30	109,76
184042003IU	42 x 1 1/2"	102,5	66,5	44,5x34 thk 2,5	504	2	30	125,44
184054003IU	54 x 2"	121	80	56x42 thk 2,5	921	2	16	239,36



191 U

≤54 B 10 22




76÷108 B 10 12

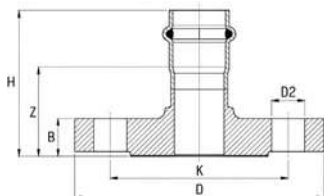
RIDUZIONE MF

- REDUCER
- REDUZIERSTÜCK
- REDUCTION
- REDUCCIÓN MH

MATERIAL: AISI 316L - 1.4404

O-RING: EPDM nero - black - Schwarz - noir - negro

CODE	De mm	L mm	Z mm				€
191018015U	18 x 15	62,5	40,5	42	20	300	9,50
191022015U	22 x 15	78	56	58	20	300	10,41
191022018U	22 x 18	68,5	46,5	55	20	300	10,75
191028015U	28 x 15	78,5	56,5	66	20	200	13,48
191028018U	28 x 18	75	53	69	20	200	12,57
191028022U	28 x 22	71,5	47,5	71	20	200	12,53
191035015U	35 x 15	89	67	103	10	100	46,13
191035018U	35 x 18	89	67	95	10	100	46,69
191035022U	35 x 22	85,5	61,5	98	10	100	39,29
191035028U	35 x 28	79,5	55,5	101	10	80	30,42
191042022U	42 x 22	109,5	85,5	143	4	80	49,55
191042028U	42 x 28	103	79	148	4	80	50,65
191042035U	42 x 35	95	67	147	4	40	33,00
191054028U	54 x 28	110	86	183	4	40	58,07
191054035U	54 x 35	113,5	85,5	204	4	40	72,32
191054042U	54 x 42	111	75	217	4	32	35,16
191076042U*	76,1 x 42	155	119	1004	4	4	101,92
191076054U*	76,1 x 54	164	123	1034	4	4	104,17
191088054U*	88,9 x 54	184	146	1398	4	4	113,32
191108054U*	108 x 54	190	149	1990	2	2	122,13



193/000 U

B 10 22




MANICOTTO FLANGIATO

- ADAPTOR FLANGE
- ÜBERGANGSFLANSCH
- BRIDE DE RACCORDEMENT
- BRIDA ADAPTADOR

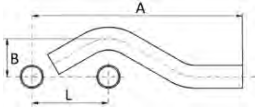
MATERIAL: AISI 316L - 1.4404

O-RING: EPDM nero - black - Schwarz - noir - negro

PN 16

CODE	De mm	DN flg	H mm	Z mm	B mm	D mm	D2 mm	Holes Nr.	K mm				€
193022000U	22	20	61,5	37,5	16	105	14	4	75	946	2	14	111,32
193028000U	28	25	63	39	16	115	14	4	85	1140	2	10	136,09
193035000U	35	32	65,5	37,5	16	140	18	4	100	1642	2	6	192,13
193042000U	42	40	75	39	16	150	18	4	110	1814	2	6	225,33
193054000U	54	50	82,5	41,5	18	165	18	4	125	2467	2	4	277,90

B 10 11






179













“S” DI SCAVALCAMENTO MM

- PIPE BRIDGE
- SPRUNGBOGEN
- “S” DE CHEVAUCHEMENT MALE
- “S” DE SUPERPOSICIÓN MM

MATERIAL: AISI 316L – 1.4404

CODE	De mm	L mm	A mm	B mm				€
179015000	15	57	158	30	54	10	150	18,28
179018000	18	60	166	31	74	10	100	19,03
179022000	22	65	179	33	116	10	100	21,30
179028000	28	73	206	36	192	10	50	25,84

Certificazioni / Certifications

		PRODUKTE DER WASSERVERSORGUNG	DW-8511DL0519	Ø 12 – 54 mm
		RACCORDI A PRESSARE IN RAME E BRONZO / COPPER AND BRASS FITTINGS PRODOTTI E COMPONENTI UTILIZZATI A CONTATTO CON ACQUA POTABILE PRODUCT AND ELEMENTS IN CONTACT WITH DRINKING WATER	ICIM-CAP-009671-01	Ø 12 – 54 mm
		SSYSTÉM TRUBEK A LISOVAČLCH TVAROVEK Z MĚDI PIPES AND PRESS FITTINGS SYSTEMS MADE OF COPPER	202/C5/2023/B-00510-23	Ø 12 – 54 mm
		SYSTÈME DE CANALISATIONS MÉTALLIQUES	79-2330_V1	Ø 12 – 54 mm
		ATTESTATION DE CONFORMITE SANITAIRE – SYSTÈME AESPRES UNIKO	23 ACC LY 158	Ø 12 – 54 mm
		STISLJIVI SPOJNI ELEMENTI ZA STROJNE INSTALACIJE	C2572/23	Ø 12 – 54 mm

Campi di applicazione / Fields of application

AES PRES UNIKO®



Acqua potabile
Potable water



Riscaldamento
Heating



Raffrescamento
Cooling



Solare termico con
O-Ring FKM
Solar thermal
with FKM O-Ring



Aria compressa
Compressed Air



Antincendio
Fire protection systems

AES PRES UNIKO® O-ring EPDM

Nero | Black | Schwarz | Noir | Negro



SCOPRI
LA GAMMA

AES PRES UNIKO®
DISCOVER
THE RANGE



FOCUS ON

**TUBO RAME PER AESPRES UNIKO - AESPRES UNIKO GAS
AESPRES UNIKO - AESPRES UNIKO GAS COPPER PIPING**

Le tubazioni per impianti acqua e gas in rame, devono essere rispondenti alla norma UNI EN 1057:2010.
Rame e leghe di rame - Tubi rotondi di rame senza saldatura per acqua e gas nelle applicazioni sanitarie e di riscaldamento.
Piping for copper water and gas installation should comply with the standard EN 1057:2010, "Copper and copper alloys - Round tubes in copper without welding for water and gas in health-care and heating applications".

TABELLA 4: CARATTERISTICHE DEI TUBI DI RAME - EN 1057

Classe di resistenza <i>Resistance class</i>	Stato di fornitura <i>Delivery condition</i>	ϕ (mm)
R220	Ricotto - Rotoli <i>Annealed - Roll</i>	12 ÷ 22
R250	Semiduro - Barre <i>Semi-hard - Bar</i>	12 ÷ 28
R290	Duro - Barre <i>Hard - Bar</i>	12 ÷ 54

Classe di resistenza <i>Resistance class</i>	Resistenza minima alla trazione <i>Minimum traction resistance Rm (MPa)</i>	Allungamento minimo alla rottura <i>Minimum breaking elongation (%)</i>
R220	220	40
R250	250	20
R290	290	3

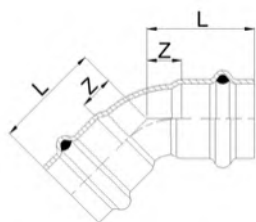
Le dimensioni dei tubi utilizzabili con i sistemi a pressare **Aespres UNIKO** e **Aespres UNIKO GAS** sono esposte nella tabella sottostante.

Tube sizes to be used with Aespres UNIKO and Aespres UNIKO GAS press fittings are included in the annexed table.

**DIMENSIONI DEI TUBI DI RAME - EN 1057 / DVGW GW 392
AESPRES PIPES DIMENSIONS AND CHARACTERISTICS - EN 1057 / DVGW GW 392**




ϕ esterno x sp. ϕ external x thx. mm	DN	ϕ interno ϕ internal mm	Massa Mass kg/m	Contenuto d'acqua Water volume l/m	Stato di fornitura Supplied condition aesPRES UNIKO	Stato di fornitura Supplied condition aesPRES UNIKO GAS
12 x 1	10	10	0,309	0,079	Rotolo 25/50 m (R 220)	--
15 x 1	12	13	0,393	0,133	o	
18 x 1	15	16	0,477	0,201	Barra 5 m	
22 x 1	20	20	0,589	0,314	(R 250 - R 290)	
28 x 1,5	25	25	1,115	0,491	Barra 5 m (R 250 - R 290)	Barra 5 m (R290)
35 x 1,5	32	32	1,410	0,804		
42 x 1,5	40	39	1,704	1,194	Barra 5 m (R 290)	
54 x 2	50	50	2,918	1,963		

B 70 77

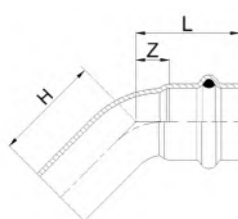
**681/450 U****CURVA 45° FF**

- 45° ELBOW FF
- BOGEN 45° II
- COUDE FF 45°
- CURVA 45° HH

MATERIAL: Cu-DHP99,9 - CW024A**O-RING:** EPDM nero - black - Schwarz - noir - negro

CODE	De mm	L mm	Z mm				€
681012450U	12	24,5	6	29	10*	400	7,04
681015450U	15	29	7	40	10*	300	7,04
681018450U	18	30,5	8,5	49	10*	300	7,38
681022450U	22	34	10	70	10*	100	9,15
681028450U	28	36	12	93	5*	100	28,79
681035450U	35	41	15	132	5*	60	41,43
681042450U	42	53	17	211	2*	40	67,30
681054450U	54	62	21	305	2*	20	94,24

[*] unità minima di vendita / minimum selling quantity




**681/451 U**

B 70 77

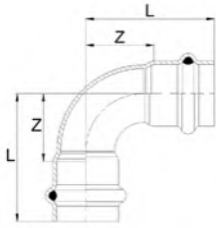
CURVA 45° MF

- 45° ELBOW MF
- BOGEN 45° IA
- COUDE MF 45°
- CURVA 45° HM

MATERIAL: Cu-DHP99,9 - CW024A**O-RING:** EPDM nero - black - Schwarz - noir - negro

CODE	De mm	L mm	H mm	Z mm				€
681012451U	12	24,5	31	6	27	10*	400	5,71
681015451U	15	29	31	7	35	10*	300	5,82
681018451U	18	30,5	32,5	8,5	44	10*	300	7,52
681022451U	22	34	35	10	63	10*	100	8,41
681028451U	28	36	45	12	88	5*	100	28,52
681035451U	35	41	45,5	15	127	5*	60	39,95
681042451U	42	53	63,5	17	208	2*	40	62,66
681054451U	54	62	73,5	21	306	2*	20	92,99

[*] unità minima di vendita / minimum selling quantity



681/900 U

B 70 77

CURVA 90° FF

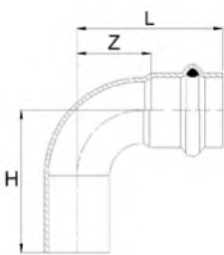
- 90° ELBOW FF
- BOGEN 90° II
- COUDE FF 90°
- CURVA 90° HH

MATERIAL: Cu-DHP99,9 - CW024A

O-RING: EPDM nero - black - Schwarz - noir - negro

CODE	De mm	L mm	Z mm				€
681012900U	12	33	14,5	34	10*	400	6,46
681015900U	15	38	16	46	10*	300	6,46
681018900U	18	40	18	56	10*	200	8,41
681022900U	22	49	26	87	10*	100	10,55
681028900U	28	55	31	122	5*	50	22,07
681035900U	35	61	35	169	5*	50	44,02
681042900U	42	78	42	267	2*	30	83,91
681054900U	54	95	54	401	2*	16	113,36

(*) unità minima di vendita / minimum selling quantity



681/901 U

B 70 77

CURVA 90° MF

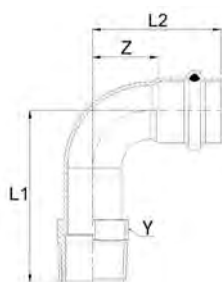
- 90° ELBOW MF
- BOGEN 90° IA
- COUDE MF 90°
- CURVA 90° HM

MATERIAL: Cu-DHP99,9 - CW024A

O-RING: EPDM nero - black - Schwarz - noir - negro




CODE	De mm	L mm	H mm	Z mm				€
681012901U	12	33	43,5	14,5	33	10*	400	6,02
681015901U	15	38	40	16	41	10*	300	6,02
681018901U	18	40	43	18	52	10*	200	8,27
681022901U	22	49	48	26	79	10*	100	10,76
681028901U	28	55	57	31	114	5*	50	24,18
681035901U	35	61	66	35	164	5*	50	43,44
681042901U	42	78	88	42	264	2*	30	85,79
681054901U	54	95	108	54	400	2*	16	114,72

(*) unità minima di vendita / minimum selling quantity

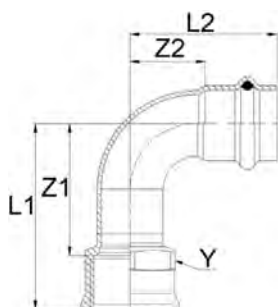
**697 U****B 70 77****CURVA FILETTATA 90° FILETTO M**

- 90° ELBOW MALE BSP
- BOGEN 90° MIT AG
- COUDE 90° AVEC FILETAGE M
- CODO A 90° MH

MATERIAL: Cu-DHP99,9 - CW024A**O-RING:** EPDM nero - black - Schwarz - noir - negro**THREAD:** EN 10226-1 (ex ISO 7/1)




CODE	De x R mm x inch	L1 mm	L2 mm	Z mm	Y mm				€
697308012U	12 x 3/8"	39	33	14,5	17	43	10*	150	31,60
697102012U	12 x 1/2"	42	33	14,5	21,5	63	10*	150	31,77
697308015U	15 x 3/8"	47	38	16	19	55	10*	150	47,25
697102015U	15 x 1/2"	52	38	16	21,5	75	10*	150	31,77
697102018U	18 x 1/2"	55	40	18	21,5	83	10*	150	50,39
697304018U	18 x 3/4"	57	40	18	27	102	10*	100	49,25
697304022U	22 x 3/4"	66	49	26	27	125	10*	100	51,28
697100028U	28 x 1"	77	55	31	34	196	5*	50	76,70
697114035U	35 x 1 1/4"	91	61	35	43	301	5*	40	101,96
697112042U	42 x 1 1/2"	99	78	42	50	408	2*	30	139,19
697200054U	54 x 2"	116	95	54	65	650	2*	20	196,95

(*) unità minima di vendita / minimum selling quantity

**698 U****B 70 77****CURVA FILETTATA 90° FILETTO F**

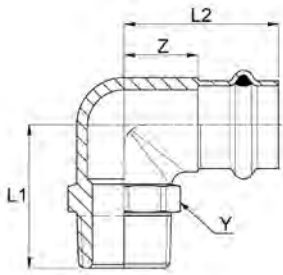
- 90° ELBOW FEMALE BSP
- BOGEN 90° MIT IG
- COUDE 90° AVEC FILETAGE F
- CODO A 90° HH

MATERIAL: Cu-DHP99,9 - CW024A**O-RING:** EPDM nero - black - Schwarz - noir - negro**THREAD:** EN 10226-1 (ex ISO 7/1)

CODE	De x Rp mm x inch	L1 mm	L2 mm	Z1 mm	Z2 mm	Y mm				€
698308012U	12 x 3/8"	38	33	25	14,5	19,5	46	10*	100	19,60
698102012U	12 x 1/2"	40	33	24	14,5	19,5	61	10*	100	19,60
698308015U	15 x 3/8"	44	38	32	16	21,5	62	10*	100	46,00
698102015U	15 x 1/2"	50	38	34	16	24	74	10*	100	19,60
698304015U	15 x 3/4"	51	38	34	16	30	96	10*	100	45,20
698102018U	18 x 1/2"	53	40	37	18	24	82	10*	100	44,01
698304018U	18 x 3/4"	54	40	37	18	30	103	10*	100	48,86
698102022U	22 x 1/2"	59	49	43	26	27	124	10*	100	52,59
698304022U	22 x 3/4"	63	49	46	26	30	130	10*	100	31,01
698100022U	22 x 1"	67	49	47	26	37,5	173	10*	50	49,25
698304028U	28 x 3/4"	67	55	50	31	34	184	5*	50	55,15
698100028U	28 x 1"	72	55	52	31	37,5	195	5*	50	56,52
698114035U	35 x 1 1/4"	88	61	66	35	46	288	5*	40	93,11
698112042U	42 x 1 1/2"	94	78	72	42	53	403	2*	20	120,08
698200054U	54 x 2"	110	95	84	54	65	588	2*	10	190,62

(*) unità minima di vendita / minimum selling quantity

B 70 77



NEW

697/B U

GOMITO MISTO 90° FILETTO M

- ELBOW ADAPTER 90° WITH MALE THREAD
- ÜBERGANGSWINKEL 90° AG
- EQUERRE 90° AVEC FILETAGE M
- CODO MACHO

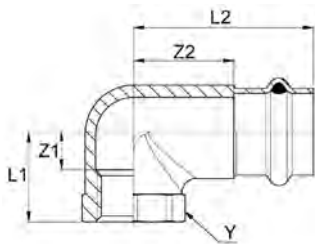
MATERIAL: CuZn21Si3P - CW724R

O-RING: EPDM nero - black - Schwarz - noir - negro

THREAD: EN 10226-1 (ex ISO 7/1)

CODE	De x R mm x inch	L1 mm	L2 mm	Z mm	Y mm				€
697308012BU	12 x 3/8"	31	31	12,5	20	68	10*	200	30,02
697102012BU	12 x 1/2"	37	37	18,5	24	106	10*	150	30,18
697308015BU	15 x 3/8"	35	40	18	22	95	10*	150	44,88
697102015BU	15 x 1/2"	35	39	17	24	106	10*	150	30,18
697102018BU	18 x 1/2"	42	42	20	24	130	10*	120	47,87
697304018BU	18 x 3/4"	41	46	24	30	163	10*	100	46,79
697304022BU	22 x 3/4"	41	44	21	30	182	10*	80	48,71
697100028BU	28 x 1"	58	58	34	36	378	5*	50	72,86
697114035BU	35 x 1 1/4"	58	58	32	45	465	5*	40	96,86
697112042BU	42 x 1 1/2"	65	65	29	50	582	2*	24	132,23
697200054BU	54 x 2"	80	83	42	65	1173	2*	16	187,11

(*) unità minima di vendita / minimum selling quantity



NEW

698/B U

GOMITO MISTO 90° FILETTO F

- ELBOW ADAPTER 90° WITH FEMALE THREAD
- ÜBERGANGSWINKEL 90° IG
- EQUERRE 90° AVEC FILETAGE F
- CODO HEMBRA

MATERIAL: CuZn21Si3P - CW724R

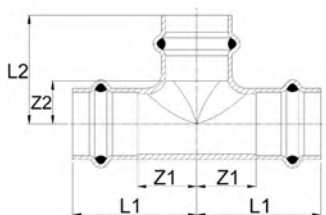
O-RING: EPDM nero - black - Schwarz - noir - negro

THREAD: EN 10226-1 (ex ISO 7/1)

CODE	De x Rp mm x inch	L1 mm	L2 mm	Z1 mm	Z2 mm	Y mm				€
698308012BU	12 x 3/8"	17	38	12	19,5	24	71	10*	200	18,62
698102012BU	12 x 1/2"	20	40	14	21,5	28	93	10*	150	18,62
698308015BU	15 x 3/8"	19	46	12	24	24	92	10*	150	43,70
698102015BU	15 x 1/2"	22	44	15	22	28	108	10*	150	18,62
698304015BU	15 x 3/4"	25	50	18	28	34	149	10*	100	42,94
698102018BU	18 x 1/2"	22	46	14	24	28	117	10*	150	41,81
698304018BU	18 x 3/4"	24	50	18	28	34	154	10*	100	46,42
698102022BU	22 x 1/2"	26	52	15	29	28	159	10*	100	49,96
698304022BU	22 x 3/4"	27	52	18	29	34	187	10*	100	29,46
698100022BU	22 x 1"	29	59	20	36	43	280	10*	50	46,79
698304028BU	28 x 3/4"	27	58	17	34	34	224	5*	50	52,39
698100028BU	28 x 1"	33	59	20	35	43	321	5*	50	53,69
698114035BU	35 x 1 1/4"	39	66	24	40	52	492	5*	40	88,45
698112042BU	42 x 1 1/2"	43	77	24	41	57	596	2*	30	114,08
698200054BU	54 x 2"	55	97	30	56	72	1192	2*	16	181,09

(*) unità minima di vendita / minimum selling quantity

B 70 77

**682 U**

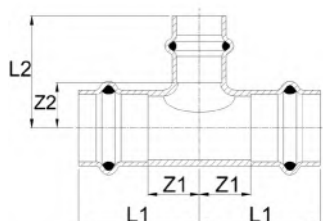
"T"

- EQUAL TEE
- T-STÜCK
- TÉ ÉGAL
- TE IGUAL HHH

MATERIAL: Cu-DHP99,9 - CW024A**O-RING:** EPDM nero - black - Schwarz - noir - negro

CODE	De mm	L1 mm	L2 mm	Z1 mm	Z2 mm				€
682012000U	12	31	31	12,5	12,5	57	10*	200	9,63
682015000U	15	40	33	18	11	81	10*	200	9,63
682018000U	18	42	35	20	13	99	10*	100	13,11
682022000U	22	44	38	21	15	131	10*	80	16,87
682028000U	28	48	43	24	19	180	5*	50	30,51
682035000U	35	52	48	26	22	240	5*	30	51,62
682042000U	42	65	65	29	29	376	2*	20	100,23
682054000U	54	75	75	34	34	579	2*	12	123,94

[*] unità minima di vendita / minimum selling quantity

**692 U**

"T" RIDOTTO

- REDUCING TEE
- T-STÜCK MIT REDUZIERTEM ABGANG
- TÉ RÉDUIT
- TE REDUCIDA HHH

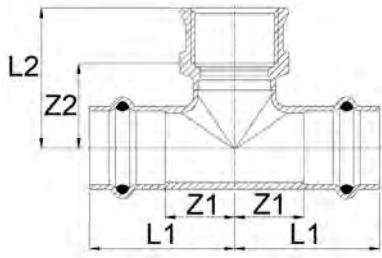
MATERIAL: Cu-DHP99,9 - CW024A**O-RING:** EPDM nero - black - Schwarz - noir - negro

B 70 77

CODE	De mm	L1 mm	L2 mm	Z1 mm	Z2 mm				€
692015012U	15 x 12 x 15	38,5	31,5	16,5	13	76	10*	200	11,16
692018012U	18 x 12 x 18	38,5	33	16,5	14,5	86	10*	100	12,38
692018015U	18 x 15 x 18	40	35	18	13	92	10*	100	11,91
692022012U	22 x 12 x 22	39,5	35	15,5	16,5	108	10*	80	14,81
692022015U	22 x 15 x 22	40	37	17	15	112	10*	80	14,25
692022018U	22 x 18 x 22	42	37	19	15	119	10*	80	18,22
692028015U	28 x 15 x 28	40	44	16	22	140	5*	50	34,73
692028018U	28 x 18 x 28	42	44	18	22	149	5*	50	48,03
692028022U	28 x 22 x 28	44	42	20	19	159	5*	50	34,65
692035015U	35 x 15 x 35	44	48	18	26	185	5*	30	51,11
692035018U	35 x 18 x 35	44	48	18	26	188	5*	30	54,09
692035022U	35 x 22 x 35	46	49	20	26	202	5*	30	46,92
692035028U	35 x 28 x 35	48	46	22	22	213	5*	30	49,42
692042022U	42 x 22 x 42	53	55	17	32	270	2*	20	89,63
692042028U	42 x 28 x 42	55	56	19	32	287	2*	20	90,98
692042035U	42 x 35 x 42	58	55	22	29	310	2*	20	94,24
692054022U	54 x 22 x 54	60	61	19	38	368	2*	12	140,67
692054028U	54 x 28 x 54	62	62	21	38	387	2*	12	145,03
692054035U	54 x 35 x 54	66	64	25	38	423	2*	12	150,52
692054042U	54 x 42 x 54	69	71	28	35	509	2*	12	112,63

[*] unità minima di vendita / minimum selling quantity

B 70 77



689 U

“T” CON DERIVAZIONE FILETTO F

- BRANCH TEE FEMALE BSP OUTLET
- T-STÜCK MIT ABGANG IG
- TÉ MIXTE AVEC FILETAGE F
- TE HEMBRA ROSCADA

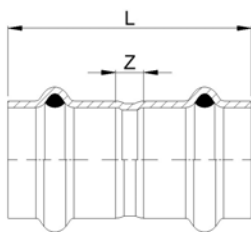
MATERIAL: Cu-DHP99,9 - CW024A

O-RING: EPDM nero - black - Schwarz - noir - negro

THREAD: EN 10226-1 (ex ISO 7/1)

CODE	De x Rp x De mm x inch x mm	L1 mm	L2 mm	Z1 mm	Z2 mm				€
689102012U	12 x 1/2" x 12	31	37,5	12,5	21,5	83	10*	100	32,52
689308015U	15 x 3/8" x 15	40	33	18	21	94	10*	100	55,55
689102015U	15 x 1/2" x 15	40	39	18	23	105	10*	100	31,72
689102018U	18 x 1/2" x 18	40	40,5	18	24,5	116	10*	100	55,11
689102022U	22 x 1/2" x 22	44	39,5	21	23,5	161	10*	100	44,49
689304022U	22 x 3/4" x 22	44	43,5	21	26,5	169	10*	50	63,80
689102028U	28 x 1/2" x 28	44	42,5	20	26,5	188	5*	50	55,78
689304028U	28 x 3/4" x 28	44	46,5	20	29,5	196	5*	50	72,21
689100028U	28 x 1" x 28	48	50	24	30	245	5*	50	75,16
689102035U	35 x 1/2" x 35	46	47	20	31	229	5*	50	77,73
689102042U	42 x 1/2" x 42	53	51	17	35	295	2*	20	94,29
689102054U	54 x 1/2" x 54	60	58	19	42	392	2*	14	112,35

(*) unità minima di vendita / minimum selling quantity



683/000 U

MANICOTTO

- COUPLING
- MUFFE
- MANCHON
- MANGUITO HH

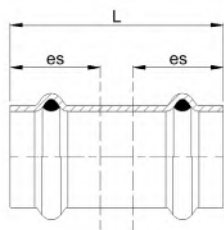
MATERIAL: Cu-DHP99,9 - CW024A

O-RING: EPDM nero - black - Schwarz - noir - negro

B 70 77




CODE	De mm	L mm	Z mm				€
683012000U	12	41	4	26	10*	400	6,02
683015000U	15	49	5	36	10*	400	6,02
683018000U	18	49,5	5,5	42	10*	300	7,67
683022000U	22	52	6	57	10*	200	9,05
683028000U	28	55	7	76	5*	150	17,37
683035000U	35	59	7	102	5*	100	21,58
683042000U	42	80	8	170	2*	40	40,58
683054000U	54	90	8	236	2*	24	51,01

(*) unità minima di vendita / minimum selling quantity

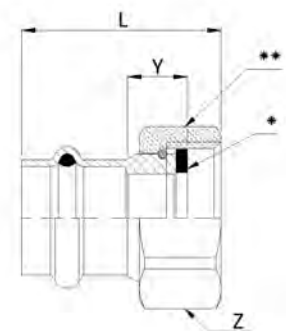
**683/001 U****B7077****MANICOTTO PASSANTE**

- SLIP COUPLING
- SCHIEBEMUFFE
- MANCHON LONG
- MANGUITO SIN TOPE

MATERIAL: Cu-DHP99,9 - CW024A**O-RING:** EPDM nero - black - Schwarz - noir - negro




CODE	De mm	L mm	es mm				€
683012001U	12	41	19	26	10*	200	7,04
683015001U	15	49	22	36	10*	200	6,57
683018001U	18	49,5	22	42	10*	200	7,79
683022001U	22	52	23	57	10*	200	9,15
683028001U	28	55	24	76	5*	80	16,87
683035001U	35	59	26	102	5*	50	21,98
683042001U	42	80	36	170	2*	40	39,95
683054001U	54	90	41	236	2*	20	51,62

[*] unità minima di vendita / minimum selling quantity

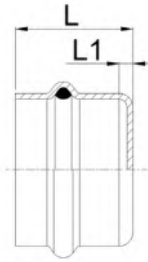
**683/002 U****B7077****MANICOTTO CON DADO FOLLE**

- VALVE CONNECTOR
- ANSCHLUSSVERSCHRAUBUNG
- RACCORD ÉCROU LIBRE
- RÁCOR DOS PIEZAS

MATERIAL: Cu-DHP99,9 - CW024A**FITTING:** [**]: ottone - brass - Messing - laiton - latón**O-RING:** EPDM nero - black - Schwarz - noir - negro**GASKET:** [*]: EPDM nero - black - Schwarz - noir - negro**THREAD:** ISO 228/1 [ex DIN 259]

CODE	De x G mm x inch	L mm	Z mm	Y mm	Gasket mm				€
683015012U	15 x 1/2"	49	25	21,5	18x10 thk 2,5	72	10*	250	19,14
683015002U	15 x 3/4"	39	30	11,5	24x14 thk 2,5	81	10*	250	17,16
683018002U	18 x 3/4"	40	30	12,5	24x14 thk 2,5	86	10*	250	17,66
683022012U	22 x 3/4"	53	30	24,5	24x14 thk 2,5	121	10*	200	23,00
683022002U	22 x 1"	44	36	13,5	30x20 thk 2,5	122	10*	200	17,38
683028012U	28 x 1"	58	36	26,5	30x20 thk 2,5	166	5*	150	28,22
683028002U	28 x 1 1/4"	47	46	15	39x27 thk 2,5	186	5*	120	29,10
683028022U	28 x 1 1/2"	47	55	14	44,5x30 thk 2,5	285	5*	120	32,52
683035012U	35 x 1 1/4"	64	46	30,5	39x27 thk 2,5	267	5*	60	33,36
683035002U	35 x 1 1/2"	52	55	17,5	44,5x30 thk 2,5	311	5*	60	34,05
683042022U	42 x 1 1/2"	76	55	31,5	44,5x30 thk 2,5	435	2*	30	67,89
683042002U	42 x 2"	61	65	12,5	56x42 thk 2,5	367	2*	30	79,91
683054022U	54 x 2"	91,5	65	38,5	56x42 thk 2,5	578	2*	20	103,81
683054002U	54 x 2 1/2"	72,5	82	17	71,5x53 thk 3	647	2*	20	107,36

[*] unità minima di vendita / minimum selling quantity



683/003 U

B 70 77

TAPPO DI CHIUSURA

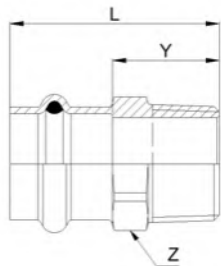
- STOP END
- VERSCHLUSSKAPPE
- BOUCHON D'OBTURATION
- TAPÓN

MATERIAL: Cu-DHP99,9 - CW024A

O-RING: EPDM nero - black - Schwarz - noir - negro

CODE	De mm	L mm	L1 mm	g			€
683012003U	12	22	5	14	10*	500	12,02
683015003U	15	25,5	3,5	20	10*	500	12,61
683018003U	18	25,5	3,5	23	10*	300	16,60
683022003U	22	26,5	3,5	33	10*	200	21,79
683028003U	28	27,5	3,5	45	5*	150	33,71
683035003U	35	30	4	62	5*	100	36,77
683042003U	42	40	4	101	2*	80	56,74
683054003U	54	46	5	145	2*	40	69,25

[*] unità minima di vendita / minimum selling quantity



687 U

B 70 77

MANICOTTO MISTO FILETTO M

- MALE ADAPTER
- ÜBERGANGSSTÜCK MIT AG
- RACCORD AVEC FILETAGE MALE
- UNIÓN MACHO

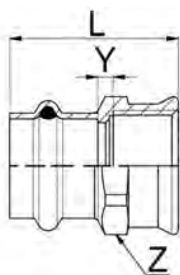
MATERIAL: Cu-DHP99,9 - CW024A

O-RING: EPDM nero - black - Schwarz - noir - negro

THREAD: EN 10226-1 (ex ISO 7/1)




CODE	De x R mm x inch	L mm	Z mm	Y mm	g		€
687308012U	12 x 3/8"	37,5	17	19	34	10*	9,84
687102012U	12 x 1/2"	40,5	21,5	22	52	10*	7,09
687308015U	15 x 3/8"	40	19	18	37	10*	10,93
687102015U	15 x 1/2"	44	22	22	54	10*	7,09
687304015U	15 x 3/4"	46	27	24	70	10*	14,48
687102018U	18 x 1/2"	44	22	22	57	10*	9,04
687304018U	18 x 3/4"	46	27	24	72	10*	10,33
687102022U	22 x 1/2"	45	27	22	79	10*	14,90
687304022U	22 x 3/4"	47	27	24	77	10*	13,39
687100022U	22 x 1"	52	34	29	126	10*	17,99
687304028U	28 x 3/4"	48	34	24	107	5*	40,88
687100028U	28 x 1"	53	34	29	127	5*	24,98
687114028U	28 x 1"1/4	55	43	31	187	5*	51,49
687100035U	35 x 1"	56	40	29	162	5*	56,93
687114035U	35 x 1"1/4	57	43	31	188	5*	54,59
687112035U	35 x 1"1/2	57	49	31	233	5*	59,10
687114042U	42 x 1"1/4	67	49	31	256	2*	74,25
687112042U	42 x 1"1/2	68	49	32	252	2*	76,52
687112054U	54 x 1"1/2	73	61	32	370	2*	129,02
687200054U	54 x 2"	78	61	37	372	2*	147,59

[*] unità minima di vendita / minimum selling quantity

**690 U****B 70 77****MANICOTTO MISTO FILETTO F**

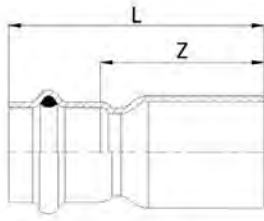
- FEMALE ADAPTER
- ÜBERGANGSSTÜCK MIT IG
- RACCORD AVEC FILETAGE FEMELLE
- UNIÓN HEMBRA

MATERIAL: Cu-DHP99,9 - CW024A**O-RING:** EPDM nero - black - Schwarz - noir - negro**THREAD:** EN 10226-1 (ex ISO 7/1)

CODE	De x Rp mm x inch	L mm	Z mm	Y mm	 g			€
690308012U	12 x 3/8"	35	19,5	3,5	33	10*	240	8,72
690102012U	12 x 1/2"	38,5	24	4	49	10*	240	8,72
690308015U	15 x 3/8"	36	21,5	2	41	10*	240	9,54
690102015U	15 x 1/2"	43	24	5	53	10*	240	8,81
690304015U	15 x 3/4"	43	30	4	76	10*	240	18,18
690102018U	18 x 1/2"	42,5	24	4,5	56	10*	240	12,29
690304018U	18 x 3/4"	43	30	4	76	10*	200	23,98
690102022U	22 x 1/2"	43	26,5	4	82	10*	200	13,53
690304022U	22 x 3/4"	44	30	4	80	10*	150	14,78
690100022U	22 x 1"	47	37,5	4	121	10*	100	22,00
690102028U	28 x 1/2"	42	34	2	137	5*	100	43,40
690304028U	28 x 3/4"	43	34	2,5	115	5*	100	47,99
690100028U	28 x 1"	47	37,5	3	121	5*	100	27,08
690114028U	28 x 1"1/4	54	46	8	181	5*	100	49,69
690304035U	35 x 3/4"	45	40	2	182	5*	80	57,54
690100035U	35 x 1"	48	40	1,5	159	5*	80	60,67
690114035U	35 x 1"1/4	55	46	7	183	5*	50	59,93
690114042U	42 x 1"1/4	60	49	4	237	2*	40	84,72
690112042U	42 x 1"1/2	64	53	6	251	2*	40	86,92
690200054U	54 x 2"	73	65	6	359	2*	20	151,42

[*] unità minima di vendita / minimum selling quantity

B 70 77



691 U

RIDUZIONE MF

- REDUCER MF
- REDUZIERSTÜCK A/I
- REDUCTION MF
- REDUCCIÓN MH

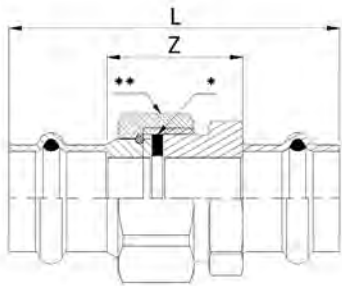
MATERIAL: Cu-DHP99,9 - CW024A

O-RING: EPDM nero - black - Schwarz - noir - negro

CODE	De mm	L mm	Z mm				€
691015012U	15 x 12	47	28,5	26	10*	300	5,44
691018012U	18 x 12	48	29,5	30	10*	300	5,71
691018015U	18 x 15	56	34	37	10*	300	5,44
691022015U	22 x 15	60	38	44	10*	300	6,46
691022018U	22 x 18	58	36	46	10*	300	6,77
691028015U	28 x 15	67	45	57	5*	200	16,36
691028018U	28 x 18	65	43	59	5*	200	16,74
691028022U	28 x 22	64	41	68	5*	200	17,19
691035022U	35 x 22	71	48	86	5*	100	20,33
691035028U	35 x 28	68	44	91	5*	80	22,19
691042022U	42 x 22	89	66	126	2*	80	34,73
691042028U	42 x 28	87	63	132	2*	80	33,85
691042035U	42 x 35	85	59	143	2*	40	33,02
691054035U	54 x 35	97	71	194	2*	40	46,14
691054042U	54 x 42	104	68	222	2*	32	44,14

(*): unità minima di vendita / minimum selling quantity

B 70 77



684/001 U

BOCCHETTONE SEDE PIANA

- FLAT FACED UNION
- DURCHGANGSVERSCHRAUBUNG MIT PRESSENDEN FLACHDICHTEND
- ÉLÉMENT DE TRANSITION FILTÉ PLAT AVEC MANCHONS DES 2 CÔTES
- RÁCOR 3 PIEZAS PLANO

MATERIAL: Cu-DHP99,9 - CW024A

FITTING: [**]: ottone - brass - Messing - laitón - latón

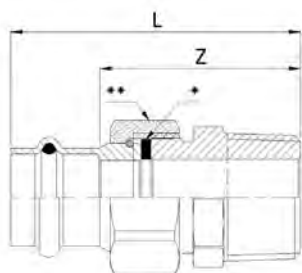
O-RING: EPDM nero - black - Schwarz - noir - negro

GASKET: [*]: EPDM nero - black - Schwarz - noir - negro

CODE	De mm	L mm	Z mm	Gasket mm				€
684012001U	12	63	26	18,2x11,2 thk 2	97	10*	100	67,91
684015001U	15	73,5	29,5	24x14 thk 2,5	165	10*	100	90,07
684018001U	18	74,5	30,5	24x14 thk 2,5	172	10*	100	102,64
684022001U	22	78,5	32,5	30x20 thk 2,5	248	10*	80	115,92
684028001U	28	83	35	39x27 thk 2,5	380	5*	30	123,53
684035001U	35	94,5	42,5	44,5x30 thk 2,5	624	5*	20	140,34
684042001U	42	111,5	39,5	56x42 thk 2,5	823	2*	20	190,11
684054001U	54	129	47	71,5x53 thk 3	1406	2*	10	310,69

(*): unità minima di vendita / minimum selling quantity

B7077

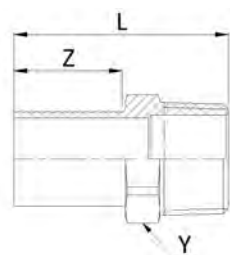
**684/002 U****BOCCHETTONE SEDE PIANA FILETTO M**

- STRAIGHT MALE UNION CONNECTOR
- DURCHGANGSVERSCHRAUBUNG MIT AUSSENGEWINDE
- RACCORD UNION FILETÉ
- RÁCOR 3 PIEZAS ROSCADO MACHO

MATERIAL: Cu-DHP99,9 - CW024A**FITTING:** [**]: ottone - brass - Messing - laiton - latón**O-RING:** EPDM nero - black - Schwarz - noir - negro**GASKET:** [*]: EPDM nero - black - Schwarz - noir - negro**THREAD:** EN 10226-1 [ex ISO 7/1]

CODE	De x R mm x inch	L mm	Z mm	Gasket mm	g			€
684012012U	12 x 3/8"	56,5	38	18,2x11,2 thk 2	123	10*	120	48,88
684012002U	12 x 1/2"	59,5	41	18,2x11,2 thk 2	111	10*	120	48,88
684015002U	15 x 1/2"	66,5	30,5	24x14 thk 2,5	162	10*	120	48,88
684015012U	15 x 3/4"	67,5	45,5	24x14 thk 2,5	191	10*	80	64,81
684018002U	18 x 1/2"	67,5	45,5	24x14 thk 2,5	167	10*	120	65,44
684018012U	18 x 3/4"	68,5	46,5	24x14 thk 2,5	196	10*	80	67,43
684022022U	22 x 1/2"	80,5	57,5	24x14 thk 2,5	202	10*	120	101,28
684022002U	22 x 3/4"	81,5	58,5	24x14 thk 2,5	232	10*	80	70,39
684022012U	22 x 1"	75,5	52,5	30x20 thk 2,5	306	10*	50	101,63
684028012U	28 x 3/4"	86,5	62,5	30x20 thk 2,5	297	5*	80	86,66
684028002U	28 x 1"	81	57	39x27 thk 2,5	410	5*	50	83,32
684035002U	35 x 1 1/4"	90,5	64,5	44,5x30 thk 2,5	675	5*	30	121,66
684042002U	42 x 1 1/2"	96,5	60,5	56x42 thk 2,5	863	2*	30	169,67
684054002U	54 x 2"	113	72	71,5x53 thk 3	1520	2*	16	222,44

[*] unità minima di vendita / minimum selling quantity

**669/M U**

B7077

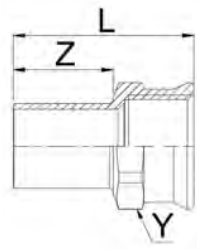
MANICOTTO CON INSERIMENTO FILETTO M

- MALE REDUCTION SOCKET
- ÜBERGANG AUSSERGEWINDE MIT EINSCHUBENDE
- MANCHON DE RÉDUCTION FILETÉ
- ADAPTADOR MACHO

MATERIAL: Cu-DHP99,9 - CW024A**THREAD:** EN 10226-1 [ex ISO 7/1]

CODE	De x R mm x inch	L mm	Z mm	Y mm	g			€
669102112U	12 x 1/2"	44	22	21,5	49	10*	300	24,26
669102115U	15 x 1/2"	47	25	22	51	10*	300	25,57
669102118U	18 x 1/2"	47	25	22	53	10*	300	26,60
669304118U	18 x 3/4"	49	25	27	71	10*	200	28,43
669102122U	22 x 1/2"	48	26	24	63	10*	200	41,04
669304122U	22 x 3/4"	50	26	27	72	10*	200	42,93
669304128U	28 x 3/4"	53	29	30	83	5*	150	62,22
669100128U	28 x 1"	58	29	34	121	5*	100	64,81
669114135U	35 x 1 1/4"	62	31	43	188	5*	40	83,08
669112142U	42 x 1 1/2"	78	46	50	255	2*	40	123,92
669200154U	54 x 2"	88	51	65	414	2*	20	131,93

[*] unità minima di vendita / minimum selling quantity



669/F U

B 70 77

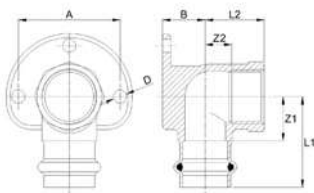
MANICOTTO CON INSERIMENTO FILETTO F

- FEMALE REDUCTION SOCKET
- ÜBERGANG INNENGEWINDE MIT EINSCHUBENDE
- MANCHON DE RÉDUCTION AVEC TARAUDAGE
- ADAPTADOR HEMBRA

MATERIAL: Cu-DHP99,9 - CW024A
THREAD: EN 10226-1 (ex ISO 7/1)

CODE	De x Rp mm x inch	L mm	Z mm	Y mm				€
669308012U	12 x 3/8"	39	22	21,5	41	10*	300	26,19
669102012U	12 x 1/2"	42	22	24	48	10*	300	26,22
669308015U	15 x 3/8"	40	25	21,5	40	10*	300	28,33
669102015U	15 x 1/2"	46	25	24	51	10*	300	28,43
669102018U	18 x 1/2"	46	25	24	55	10*	200	29,10
669304018U	18 x 3/4"	46	25	30	72	10*	200	28,94
669102022U	22 x 1/2"	47	26	27	80	10*	200	36,44
669304022U	22 x 3/4"	47	26	30	77	10*	200	42,02
669304028U	28 x 3/4"	47	29	34	107	5*	150	63,44
669100028U	28 x 1"	53	29	37,5	116	5*	100	64,46
669114035U	35 x 1 1/4"	60	31	46	183	5*	50	112,35
669112042U	42 x 1 1/2"	74	46	53	253	2*	40	125,54
669200054U	54 x 2"	83	51	65	367	2*	10	212,38

(*) unità minima di vendita / minimum selling quantity



685/000 U

B 70 77

GOMITO MISTO 90° FF

- WALL PLATE ELBOW 90° WITH FEMALE THREAD
- DECKENWINKEL 90° IG
- EQUERRE 90° FF
- CODO PLACA HH

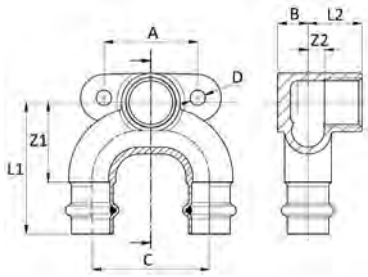
MATERIAL: CuZn21Si3P - CW724R

O-RING: EPDM nero - black - Schwarz - noir - negro

THREAD: EN 10226-1 (ex ISO 7/1)

CODE	De x Rp mm x inch	L1 mm	L2 mm	Z1 mm	Z2 mm	A mm	B mm	D mm				€
685102012U	12 x 1/2"	42	27	23,5	13	40	15	7	137	10*	100	19,60
685102015U	15 x 1/2"	43,5	22,5	21,5	6,5	40	14	6,5	181	10*	100	19,60
685102018U	18 x 1/2"	43,5	24	21,5	8	40	15	6,5	192	10*	100	44,01
685304022U	22 x 3/4"	44,5	29	21,5	13	50	20	6,5	246	5*	50	31,01

(*) unità minima di vendita / minimum selling quantity

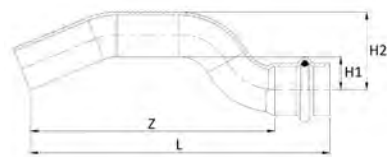
**685/003 U****B7077****RACCORDO TRE VIE CON FLANGIA E DERIVAZIONE FILETTO F**

- CORNER TEE WITH WALL FLANGE
- INOXPRES-DOPPELWANDSCHEIBE
- EQUERRE MURALE AVEC FILETAGE FEMELLE
- RACOR TRES VÍAS CON BRIDA Y ROSCA HEMBRA

MATERIAL: CuZn21Si3P - CW724R**O-RING:** EPDM nero - black - Schwarz - noir - negro**THREAD:** EN 10226-1 [ex ISO 7/1]

CODE	De x Rp x De mm x inch x mm	L1 mm	L2 mm	Z1 mm	Z2 mm	A mm	B mm	C mm	D mm				€
685102315U	15 x 1/2" x 15	56	23	34	7	40	13	50	6,5	221	5*	80	81,97
685102318U	18 x 1/2" x 18	56	23	34	7	40	13	50	6,5	234	5*	50	91,85
685102322U	22 x 1/2" x 22	63	23	40	7	40	16	50	6,5	315	2*	50	100,56

(*) unità minima di vendita / minimum selling quantity

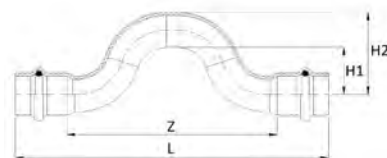
**679/001 U****B7077****"S" DI SCAVALCAMENTO MF**

- PIPE BRIDGE MF
- SPRUNGBOGEN A/I
- "S" DE CHEVAUCHEMENT MF
- "S" DE SUPERPOSICIÓN MH

MATERIAL: Cu-DHP99,9 - CW024A**O-RING:** EPDM nero - black - Schwarz - noir - negro

CODE	De mm	L mm	Z mm	H1 mm	H2 mm				€
679012001U	12	97,5	79	25	37	54	10*	150	15,14
679015001U	15	115	93	12	27	70	10*	100	15,14
679018001U	18	120	98	13	31	87	10*	100	22,56
679022001U	22	141	118	17	39	136	10*	50	29,01

(*) unità minima di vendita / minimum selling quantity

**679/002 U****B7077****"S" DI SCAVALCAMENTO FF**

- PIPE BRIDGE FF
- SPRUNGBOGEN I/I
- "S" DE CHEVAUCHEMENT FF
- "S" DE SUPERPOSICIÓN HH

MATERIAL: Cu-DHP99,9 - CW024A**O-RING:** EPDM nero - black - Schwarz - noir - negro

CODE	De mm	L mm	Z mm	H1 mm	H2 mm				€
679012002U	12	134	97	20	32	71	10*	150	29,94
679015002U	15	134	90	20	35	91	10*	100	39,62
679018002U	18	144	100	20	38	115	10*	100	42,80
679022002U	22	161	115	23	45	163	10*	50	49,42

(*) unità minima di vendita / minimum selling quantity

B 70 77

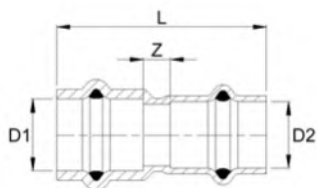
683/000A U

MANICOTTO ADATTATORE

- COUPLING ADAPTER
- MUFFE ADAPTER
- MANCHON ADAPTATEUR
- MANGUITO HH ADAPTADOR

MATERIAL: Cu-DHP99,9 - CW024A

O-RING: EPDM nero - black - Schwarz - noir - negro



CODE	De mm	D1 mm	D2 mm	L mm	Z mm				€
683015014U (1)	15 x 14	15	14	52	6,5	53	10*	300	15,54
683015016U (2)	15 x 16	15	16	52	6,5	61	10*	300	16,94
683018016U (2)	18 x 16	18	16	53	7,5	72	10*	300	16,94

[*] unità minima di vendita / minimum selling quantity

(1) La connessione DN 14 mm deve essere pressata con ganaschia da 15 mm; Press connection DN 14 mm should be carried out with a size 15 mm press jaw; Die Pressverbindung DN 14 soll mit einer 15 mm Pressbacke verpresst werden; Le sertissage en DN 14 mm doit être réalisé avec une mâchoire à sertir de 15 mm; La conexión a prensar DN 14 mm debe realizarse con una mordaza de 15 mm.

(2) La connessione DN 16 mm deve essere pressata con ganaschia da 18 mm; Press connection DN 16 mm should be carried out with a size 18 mm press jaw; Die Pressverbindung DN 16 soll mit einer 18 mm Pressbacke verpresst werden; Le sertissage en DN 16 mm doit être réalisé avec une mâchoire à sertir de 18 mm; La conexión a prensar DN 16 mm debe realizarse con una mordaza de 18 mm.

B 70 77

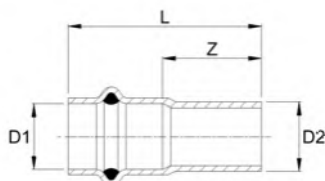
669/FA U

MANICOTTO CON INSERIMENTO - ADATTATORE

- REDUCTION SOCKET - ADAPTER
- ÜBERGANG MIT EINSCHUBENDE - ADAPTER
- MANCHON DE RÉDUCTION - ADAPTATEUR
- MANGUITO ADAPTADOR HEMBRA

MATERIAL: Cu-DHP99,9 - CW024A

O-RING: EPDM nero - black - Schwarz - noir - negro









CODE	De mm	D1 mm	D2 mm	L mm	Z mm				€
669014015U (1)	14 x 15	14	15	52	28,5	48	10*	300	11,18
669016015U (2)	16 x 15	16	15	53	29,5	63	10*	300	12,71
669016018U (2)	16 x 18	16	18	53	29,5	64	10*	300	15,67

[*] unità minima di vendita / minimum selling quantity

(1) La connessione DN 14 mm deve essere pressata con ganaschia da 15 mm; Press connection DN 14 mm should be carried out with a size 15 mm press jaw; Die Pressverbindung DN 14 soll mit einer 15 mm Pressbacke verpresst werden; Le sertissage en DN 14 mm doit être réalisé avec une mâchoire à sertir de 15 mm; La conexión a prensar DN 14 mm debe realizarse con una mordaza de 15 mm.

(2) La connessione DN 16 mm deve essere pressata con ganaschia da 18 mm; Press connection DN 16 mm should be carried out with a size 18 mm press jaw; Die Pressverbindung DN 16 soll mit einer 18 mm Pressbacke verpresst werden; Le sertissage en DN 16 mm doit être réalisé avec une mâchoire à sertir de 18 mm; La conexión a prensar DN 16 mm debe realizarse con una mordaza de 18 mm.

Certificazioni / Certifications

		PRODUKTE DER GASVERSORGUNG	DG-8531DM0073	Ø 15 – 54 mm
		RACCORDI A PRESSARE PER GAS - PLUMBING FITTINGS FOR GASES	CA06.00326	Ø 15 – 54 mm
		SYSTÉM TRUBEK A LISOVACÍCH TVAROVEK Z MĚDI PIPES AND PRESS FITTINGS SYSTEMS MADE OF COPPER	202/C5a/2023/B-00375-23	Ø 15 – 54 mm

Campi di applicazione / Fields of application

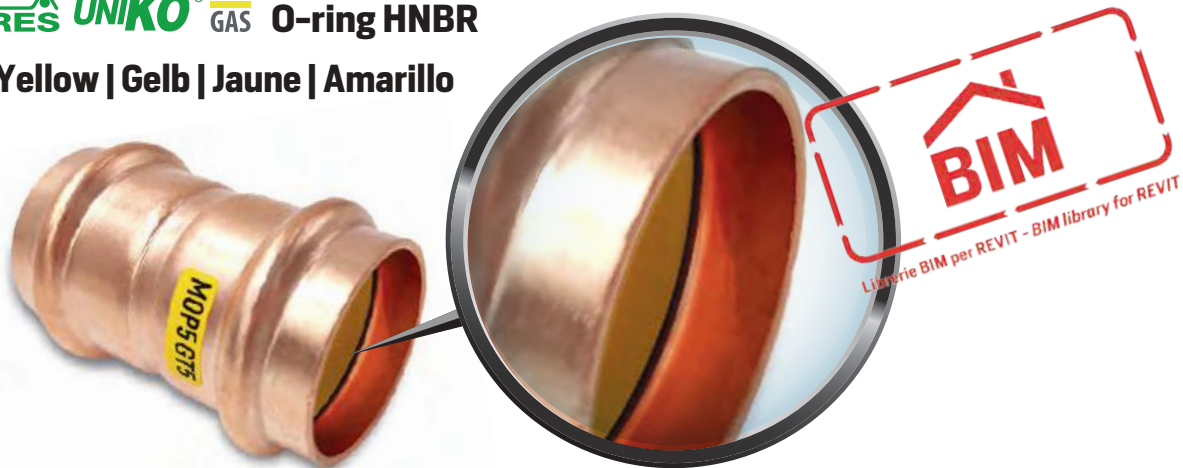
AES PRES UNIKO® GAS



Gas metano / GPL
Natural gas / LPG

AES PRES UNIKO® GAS O-ring HNBR

Giallo | Yellow | Gelb | Jaune | Amarillo



FOCUS ON

**TUBO RAME PER AESPRES UNIKO - AESPRES UNIKO GAS
AESPRES UNIKO - AESPRES UNIKO GAS COPPER PIPING**

Le tubazioni per impianti acqua e gas in rame, devono essere rispondenti alla norma UNI EN 1057:2010.

Rame e leghe di rame - Tubi rotondi di rame senza saldatura per acqua e gas nelle applicazioni sanitarie e di riscaldamento.

Piping for copper water and gas installation should comply with the standard EN 1057:2010, "Copper and copper alloys - Round tubes in copper without welding for water and gas in health-care and heating applications".

TABELLA 4: CARATTERISTICHE DEI TUBI DI RAME - EN 1057

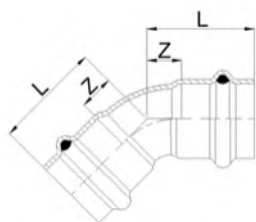
Classe di resistenza	Resistance class	Stato di fornitura	Delivery condition	Ø (mm)
R220		Ricotto - Rotoli	Annealed - Roll	12 ÷ 22
R250		Semiduro - Barre	Semi-hard - Bar	12 ÷ 28
R290		Duro - Barre	Hard - Bar	12 ÷ 54
Classe di resistenza	Resistance class	Resistenza minima alla trazione	Minimum traction resistance Rm (MPa)	Allungamento minimo alla rottura
				Minimum breaking elongation (%)
R220		220		40
R250		250		20
R290		290		3

Le dimensioni dei tubi utilizzabili con i sistemi a pressare **Aespres UNIKO** e **Aespres UNIKO GAS** sono esposte nella tabella sottostante.

Tube sizes to be used with Aespres UNIKO and Aespres UNIKO GAS press fittings are included in the annexed table.




**DIMENSIONI DEI TUBI DI RAME - EN 1057 / DVGW GW 392
AESPRES PIPES DIMENSIONS AND CHARACTERISTICS - EN 1057 / DVGW GW 392**

Ø esterno x sp. Ø external x thx. mm	DN	Ø interno Ø internal mm	Massa Mass kg/m	Contenuto d'acqua Water volume l/m	Stato di fornitura Supplied condition aesPRES UNIKO	Stato di fornitura Supplied condition aesPRES UNIKO GAS
12 x 1	10	10	0,309	0,079	Rotolo 25/50 m (R 220)	--
15 x 1	12	13	0,393	0,133	o	
18 x 1	15	16	0,477	0,201	Barra 5 m	
22 x 1	20	20	0,589	0,314	(R 250 - R 290)	
28 x 1,5	25	25	1,115	0,491	Barra 5 m (R 250 - R 290)	Barra 5 m (R290)
35 x 1,5	32	32	1,410	0,804		
42 x 1,5	40	39	1,704	1,194	Barra 5 m (R 290)	
54 x 2	50	50	2,918	1,963		

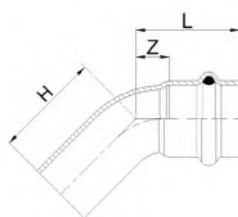
**681/450 GU****B 70 78****CURVA 45° FF**

- 45° ELBOW FF
- BOGEN 45° II
- COUDE FF 45°
- CURVA 45° HH

MATERIAL: Cu-DHP99,9 - CW024A**O-RING:** HNBR giallo - yellow - Gelb - jaune - amarillo




CODE	De mm	L mm	Z mm				€
681015450GU	15	29	7	40	5*	200	7,75
681018450GU	18	30,5	8,5	49	5*	200	8,11
681022450GU	22	34	10	70	5*	100	10,07
681028450GU	28	36	12	93	2*	100	31,66
681035450GU	35	41	15	132	2*	40	45,58
681042450GU	42	53	17	211	1*	30	74,04
681054450GU	54	62	21	305	1*	20	103,65

[*] unità minima di vendita / minimum selling quantity

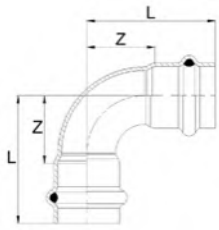
**681/451 GU****B 70 78****CURVA 45° MF**

- 45° ELBOW MF
- BOGEN 45° IA
- COUDE MF 45°
- CURVA 45° HM

MATERIAL: Cu-DHP99,9 - CW024A**O-RING:** HNBR giallo - yellow - Gelb - jaune - amarillo

CODE	De mm	L mm	H mm	Z mm				€
681015451GU	15	29	31	7	35	5*	200	6,39
681018451GU	18	30,5	32,5	8,5	44	5*	200	8,28
681022451GU	22	34	35	10	63	5*	100	9,26
681028451GU	28	36	45	12	88	2*	100	31,36
681035451GU	35	41	45,5	15	127	2*	40	43,95
681042451GU	42	53	63,5	17	208	1*	30	68,93
681054451GU	54	62	73,5	21	306	1*	20	102,30

[*] unità minima di vendita / minimum selling quantity



681/900 GU

B 70 78

CURVA 90° FF

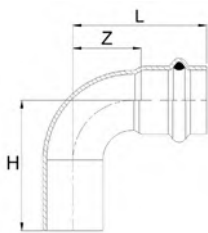
- 90° ELBOW FF
- BOGEN 90° II
- COUDE FF 90°
- CURVA 90° HH

MATERIAL: Cu-DHP99,9 - CW024A

O-RING: HNBR giallo - yellow - Gelb - jaune - amarillo

CODE	De mm	L mm	Z mm				€
681015900GU	15	38	16	46	5*	200	7,10
681018900GU	18	40	18	56	5*	160	9,26
681022900GU	22	49	26	87	5*	100	11,61
681028900GU	28	55	31	122	2*	60	24,27
681035900GU	35	61	35	169	2*	40	48,42
681042900GU	42	78	42	267	1*	25	92,29
681054900GU	54	95	54	401	1*	18	124,70

[*] unità minima di vendita / minimum selling quantity



681/901 GU

B 70 78

CURVA 90° MF

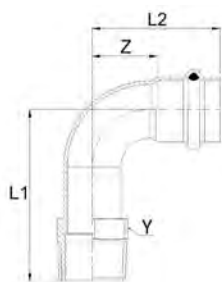
- 90° ELBOW MF
- BOGEN 90° IA
- COUDE MF 90°
- CURVA 90° HM

MATERIAL: Cu-DHP99,9 - CW024A

O-RING: HNBR giallo - yellow - Gelb - jaune - amarillo




CODE	De mm	L mm	H mm	Z mm				€
681015901GU	15	38	40	16	41	5*	200	6,62
681018901GU	18	40	43	18	52	5*	160	9,09
681022901GU	22	49	48	26	79	5*	100	11,84
681028901GU	28	55	57	31	114	2*	60	26,60
681035901GU	35	61	66	35	164	2*	40	47,78
681042901GU	42	78	88	42	264	1*	25	94,36
681054901GU	54	95	108	54	400	1*	18	126,20

[*] unità minima di vendita / minimum selling quantity

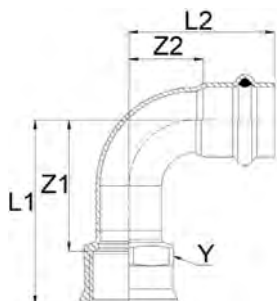
**697 GU****B 70 78****CURVA FILETTATA 90° FILETTO M**

- 90° ELBOW MALE BSP
- BOGEN 90° MIT AG
- COUDE 90° AVEC FILETAGE M
- CODO A 90° MH

MATERIAL: Cu-DHP99,9 - CW024A**O-RING:** HNBR giallo - yellow - Gelb - jaune - amarillo**THREAD:** EN 10226-1 (ex ISO 7/1)




CODE	De x R mm x inch	L1 mm	L2 mm	Z mm	Y mm				€
697308015GU	15 x 3/8"	47	38	16	19	55	5*	150	51,97
697102015GU	15 x 1/2"	52	38	16	21,5	75	5*	150	34,94
697102018GU	18 x 1/2"	55	40	18	21,5	83	5*	150	55,42
697304018GU	18 x 3/4"	57	40	18	27	102	5*	100	54,19
697304022GU	22 x 3/4"	66	49	26	27	125	5*	100	56,41
697100028GU	28 x 1"	77	55	31	34	196	2*	50	84,37
697114035GU	35 x 1 1/4"	91	61	35	43	301	2*	40	112,17
697112042GU	42 x 1 1/2"	99	78	42	50	408	1*	30	153,11
697200054GU	54 x 2"	116	95	54	65	650	1*	20	216,65

[*] unità minima di vendita / minimum selling quantity

**698 GU****B 70 78****CURVA FILETTATA 90° FILETTO F**

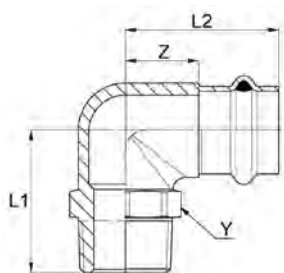
- 90° ELBOW FEMALE BSP
- BOGEN 90° MIT IG
- COUDE 90° AVEC FILETAGE F
- CODO A 90° HH

MATERIAL: Cu-DHP99,9 - CW024A**O-RING:** HNBR giallo - yellow - Gelb - jaune - amarillo**THREAD:** EN 10226-1 (ex ISO 7/1)

CODE	De x Rp mm x inch	L1 mm	L2 mm	Z1 mm	Z2 mm	Y mm				€
698308015GU	15 x 3/8"	44	38	32	16	21,5	62	5*	100	50,60
698102015GU	15 x 1/2"	50	38	34	16	24	74	5*	100	21,57
698304015GU	15 x 3/4"	51	38	34	16	30	96	5*	100	49,72
698102018GU	18 x 1/2"	53	40	37	18	24	82	5*	100	48,41
698304018GU	18 x 3/4"	54	40	37	18	30	103	5*	100	53,74
698102022GU	22 x 1/2"	59	49	43	26	27	124	5*	100	57,85
698304022GU	22 x 3/4"	63	49	46	26	30	130	5*	100	34,12
698100022GU	22 x 1"	67	49	47	26	37,5	173	5*	50	54,19
698304028GU	28 x 3/4"	67	55	50	31	34	184	2*	50	60,67
698100028GU	28 x 1"	72	55	52	31	37,5	195	2*	50	62,18
698114035GU	35 x 1 1/4"	88	61	66	35	46	288	2*	40	102,42
698112042GU	42 x 1 1/2"	94	78	72	42	53	403	1*	20	132,09
698200054GU	54 x 2"	110	95	74	54	65	588	1*	10	209,69

[*] unità minima di vendita / minimum selling quantity

B 70 78



NEW

697/B GU

GOMITO MISTO 90° FILETTO M

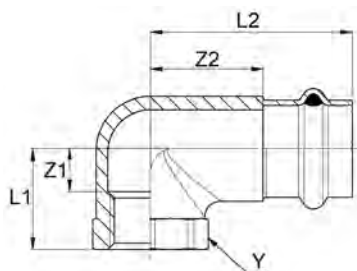
- ELBOW ADAPTER 90° WITH MALE THREAD
- ÜBERGANGSWINKEL 90° AG
- EQUERRE 90° AVEC FILETAGE M
- CODO MACHO

MATERIAL: CuZn21Si3P - CW724R
O-RING: HNBR giallo - yellow - Gelb - jaune - amarillo
THREAD: EN 10226-1 (ex ISO 7/1)

CODE	De x R mm x inch	L1 mm	L2 mm	Z mm	Y mm	g	kg	Box	€
697102015BGU	15 x 1/2"	35	39	17	24	106	5*	150	33,19
697102018BGU	18 x 1/2"	42	42	20	24	130	5*	120	52,65
697304018BGU	18 x 3/4"	41	46	24	30	163	5*	100	51,48
697304022BGU	22 x 3/4"	41	44	21	30	182	5*	80	53,59
697100028BGU	28 x 1"	58	58	34	36	378	2*	50	80,15
697114035BGU	35 x 1 1/4"	58	58	32	45	465	2*	40	106,56
697112042BGU	42 x 1 1/2"	65	65	29	50	582	1*	24	145,45
697200054BGU	54 x 2"	80	83	42	65	1173	1*	16	205,82

[*] unità minima di vendita / minimum selling quantity

B 70 78



NEW

698/B GU

GOMITO MISTO 90° FILETTO F

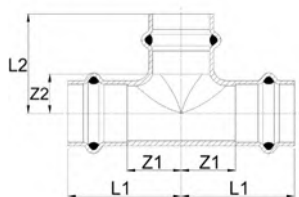
- ELBOW ADAPTER 90° WITH FEMALE THREAD
- ÜBERGANGSWINKEL 90° IG
- EQUERRE 90° AVEC FILETAGE F
- CODO HEMBRA

MATERIAL: CuZn21Si3P - CW724R
O-RING: HNBR giallo - yellow - Gelb - jaune - amarillo
THREAD: EN 10226-1 (ex ISO 7/1)

CODE	De x Rp mm x inch	L1 mm	L2 mm	Z1 mm	Z2 mm	Y mm	g	kg	Box	€
698102015BGU	15 x 1/2"	22	44	15	22	28	108	5*	150	20,49
698304015BGU	15 x 3/4"	25	50	18	28	34	149	5*	100	47,24
698102018BGU	18 x 1/2"	22	46	14	24	28	117	5*	150	45,99
698304018BGU	18 x 3/4"	24	50	18	28	34	154	5*	100	51,06
698102022BGU	22 x 1/2"	26	52	15	29	28	159	5*	100	54,95
698304022BGU	22 x 3/4"	27	52	18	29	34	187	5*	100	32,41
698100022BGU	22 x 1"	29	59	20	36	43	280	5*	50	51,48
698100028BGU	28 x 1"	33	59	20	35	43	321	2*	50	59,07
698114035BGU	35 x 1 1/4"	39	66	24	40	52	492	2*	40	97,30
698112042BGU	42 x 1 1/2"	43	77	24	41	57	596	1*	30	125,48
698200054BGU	54 x 2"	55	97	30	56	72	1192	1*	16	199,21

[*] unità minima di vendita / minimum selling quantity

B 70 78



682 GU

"T"

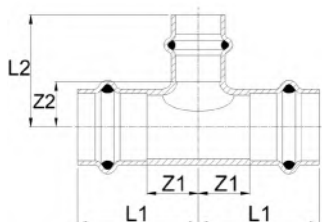
- EQUAL TEE
- T-STÜCK
- TÉ ÉGAL
- TE IGUAL HHH

MATERIAL: Cu-DHP99,9 - CW024A

O-RING: HNBR giallo - yellow - Gelb - jaune - amarillo

CODE	De mm	L1 mm	L2 mm	Z1 mm	Z2 mm	g			€
682015000GU	15	40	33	18	11	81	5*	100	10,60
682018000GU	18	42	35	20	13	99	5*	100	14,42
682022000GU	22	44	38	21	15	131	5*	80	18,56
682028000GU	28	48	43	24	19	180	2*	60	33,56
682035000GU	35	52	48	26	22	240	2*	30	56,78
682042000GU	42	65	65	29	29	376	1*	20	110,26
682054000GU	54	75	75	34	34	579	1*	16	136,32

[*] unità minima di vendita / minimum selling quantity



692 GU

"T" RIDOTTO

- REDUCING TEE
- T-STÜCK MIT REDUZIERTEM ABGANG
- TÉ RÉDUIT
- TE REDUCIDA HHH

MATERIAL: Cu-DHP99,9 - CW024A

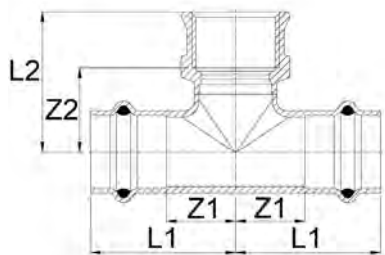
O-RING: HNBR giallo - yellow - Gelb - jaune - amarillo

B 70 78

CODE	De mm	L1 mm	L2 mm	Z1 mm	Z2 mm	g			€
692018015GU	18 x 15 x 18	40	35	18	13	92	5*	100	13,10
692022015GU	22 x 15 x 22	40	37	17	15	112	5*	80	15,68
692022018GU	22 x 18 x 22	42	37	19	15	119	5*	80	20,04
692028015GU	28 x 15 x 28	40	44	16	22	140	2*	50	38,20
692028018GU	28 x 18 x 28	42	44	18	22	149	2*	50	52,83
692028022GU	28 x 22 x 28	44	42	20	19	159	2*	50	38,12
692035015GU	35 x 15 x 35	44	48	18	26	185	2*	30	56,22
692035018GU	35 x 18 x 35	44	48	18	26	188	2*	30	59,51
692035022GU	35 x 22 x 35	46	49	20	26	202	2*	30	51,61
692035028GU	35 x 28 x 35	48	46	22	22	213	2*	30	54,35
692042022GU	42 x 22 x 42	53	55	17	32	270	1*	20	98,60
692042028GU	42 x 28 x 42	55	56	19	32	287	1*	20	100,08
692042035GU	42 x 35 x 42	58	55	22	29	310	1*	20	103,65
692054022GU	54 x 22 x 54	60	61	19	38	368	1*	12	154,74
692054028GU	54 x 28 x 54	62	62	21	38	387	1*	12	159,54
692054035GU	54 x 35 x 54	66	64	25	38	423	1*	12	165,57
692054042GU	54 x 42 x 54	69	71	28	35	509	1*	12	123,90

[*] unità minima di vendita / minimum selling quantity

B 70 78



689 GU

"T" CON DERIVAZIONE FILETTO F

- BRANCH TEE FEMALE BSP OUTLET
- T-STÜCK MIT ABGANG IG
- TÉ MIXTE AVEC FILETAGE F
- TE HEMBRA ROSCADA

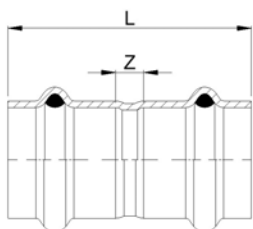
MATERIAL: Cu-DHP99,9 - CW024A

O-RING: HNBR giallo - yellow - Gelb - jaune - amarillo

THREAD: EN 10226-1 (ex ISO 7/1)

CODE	De x Rp x De mm x inch x mm	L1 mm	L2 mm	Z1 mm	Z2 mm				€
689102015GU	15 x 1/2" x 15	40	39	18	23	105	5*	100	34,90
689102018GU	18 x 1/2" x 18	40	40,5	18	24,5	116	5*	100	60,63
689102022GU	22 x 1/2" x 22	44	39,5	21	23,5	161	5*	100	48,94
689304022GU	22 x 3/4" x 22	44	43,5	21	26,5	169	5*	50	70,18
689102028GU	28 x 1/2" x 28	44	42,5	20	26,5	188	2*	50	61,36
689304028GU	28 x 3/4" x 28	44	46,5	20	29,5	196	2*	50	79,42
689100028GU	28 x 1" x 28	48	50	24	30	245	2*	50	82,67
689102035GU	35 x 1/2" x 35	46	47	20	31	229	2*	50	85,50
689102042GU	42 x 1/2" x 42	53	51	17	35	295	1*	20	103,71
689102054GU	54 x 1/2" x 54	60	58	19	42	392	1*	14	123,59

[*] unità minima di vendita / minimum selling quantity



683/000 GU

MANICOTTO

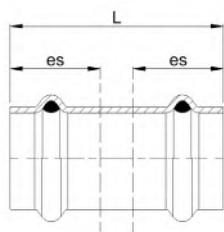
- COUPLING
- MUFFE
- MANCHON
- MANGUITO HH

MATERIAL: Cu-DHP99,9 - CW024A

O-RING: HNBR giallo - yellow - Gelb - jaune - amarillo




CODE	De mm	L mm	Z mm				€
683015000GU	15	49	5	36	5*	200	6,62
683018000GU	18	49,5	5,5	42	5*	200	8,44
683022000GU	22	52	6	57	5*	200	9,95
683028000GU	28	55	7	76	2*	100	19,12
683035000GU	35	59	7	102	2*	50	23,74
683042000GU	42	80	8	170	1*	40	44,64
683054000GU	54	90	8	236	1*	24	56,11

[*] unità minima di vendita / minimum selling quantity

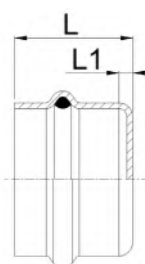
**683/001 GU****B 70 78****MANICOTTO PASSANTE**

- SLIP COUPLING
- SCHIEBEMUFFE
- MANCHON LONG
- MANGUITO SIN TOPE

MATERIAL: Cu-DHP99,9 - CW024A**O-RING:** HNBR giallo - yellow - Gelb - jaune - amarillo




CODE	De mm	L mm	es mm	 g			€
683015001GU	15	49	22	36	5*	200	7,22
683018001GU	18	49,5	22	42	5*	200	8,57
683022001GU	22	52	23	57	5*	200	10,07
683028001GU	28	55	24	76	2*	80	18,56
683035001GU	35	59	26	102	2*	50	24,18
683042001GU	42	80	36	170	1*	40	43,95
683054001GU	54	90	41	236	1*	20	56,78

[*] unità minima di vendita / minimum selling quantity

**683/003 GU****B 70 78****TAPPO DI CHIUSURA**

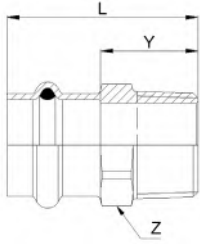
- STOP END
- VERSCHLUSSKAPPE
- BOUCHON D'OBTURATION
- TAPÓN

MATERIAL: Cu-DHP99,9 - CW024A**O-RING:** HNBR giallo - yellow - Gelb - jaune - amarillo

CODE	De mm	L mm	L1 mm	 g			€
683015003GU	15	25,5	3,5	20	5*	500	13,88
683018003GU	18	25,5	3,5	23	5*	300	18,26
683022003GU	22	26,5	3,5	33	5*	200	23,97
683028003GU	28	27,5	3,5	45	2*	150	37,08
683035003GU	35	30	4	62	2*	100	40,44
683042003GU	42	40	4	101	1*	80	62,42
683054003GU	54	46	5	145	1*	40	76,17

[*] unità minima di vendita / minimum selling quantity

B 70 78



687 GU




MANICOTTO MISTO FILETTO M

- MALE ADAPTER
- ÜBERGANGSSTÜCK MIT AG
- RACCORD AVEC FILETAGE MALE
- UNIÓN MACHO

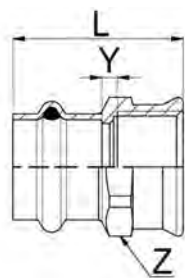
MATERIAL: Cu-DHP99,9 - CW024A

O-RING: HNBR giallo - yellow - Gelb - jaune - amarillo

THREAD: EN 10226-1 (ex ISO 7/1)

CODE	De x R mm x inch	L mm	Z mm	Y mm	 g			€
687308015GU	15 x 3/8"	40	19	18	37	5*	300	12,02
687102015GU	15 x 1/2"	44	22	22	54	5*	300	7,79
687304015GU	15 x 3/4"	46	27	24	70	5*	200	15,94
687102018GU	18 x 1/2"	44	22	22	57	5*	300	9,94
687304018GU	18 x 3/4"	46	27	24	72	5*	200	11,37
687102022GU	22 x 1/2"	45	27	22	79	5*	200	16,38
687304022GU	22 x 3/4"	47	27	24	77	5*	200	14,73
687100022GU	22 x 1"	52	34	29	126	5*	100	19,79
687304028GU	28 x 3/4"	48	34	24	107	2*	100	44,96
687100028GU	28 x 1"	53	34	29	127	2*	100	27,49
687114028GU	28 x 1 1/4"	55	43	31	187	2*	60	56,64
687100035GU	35 x 1"	56	40	29	162	2*	100	62,63
687114035GU	35 x 1 1/4"	57	43	31	188	2*	50	60,06
687112035GU	35 x 1 1/2"	57	49	31	233	2*	50	65,01
687114042GU	42 x 1 1/4"	67	49	31	256	1*	40	81,68
687112042GU	42 x 1 1/2"	68	49	32	252	1*	40	84,18
687112054GU	54 x 1 1/2"	73	61	32	370	1*	32	141,93
687200054GU	54 x 2"	78	61	37	372	1*	32	162,35

[*] unità minima di vendita / minimum selling quantity

**690 GU****B 70 78****MANICOTTO MISTO FILETTO F**

- FEMALE ADAPTER
- ÜBERGANGSSTÜCK MIT IG
- RACCORD AVEC FILETAGE FEMELLE
- UNIÓN HEMBRA

MATERIAL: Cu-DHP99,9 - CW024A**O-RING:** HNBR giallo - yellow - Gelb - jaune - amarillo**THREAD:** EN 10226-1 (ex ISO 7/1)

CODE	De x Rp mm x inch	L mm	Z mm	Y mm	g			€
690308015GU	15 x 3/8"	36	21,5	2	41	5*	240	10,49
690102015GU	15 x 1/2"	43	24	5	53	5*	240	9,68
690304015GU	15 x 3/4"	43	30	4	76	5*	240	19,99
690102018GU	18 x 1/2"	42,5	24	4,5	56	5*	240	13,53
690304018GU	18 x 3/4"	43	30	4	76	5*	200	26,38
690102022GU	22 x 1/2"	43	26,5	4	82	5*	200	14,89
690304022GU	22 x 3/4"	44	30	4	80	5*	150	16,26
690100022GU	22 x 1"	47	37,5	4	121	5*	100	24,21
690102028GU	28 x 1/2"	42	34	2	137	2*	100	47,75
690304028GU	28 x 3/4"	43	34	2,5	115	2*	100	52,78
690100028GU	28 x 1"	47	37,5	3	121	2*	100	29,78
690114028GU	28 x 1"1/4	54	46	8	181	2*	100	54,67
690304035GU	35 x 3/4"	45	40	2	182	2*	80	63,29
690100035GU	35 x 1"	48	40	1,5	159	2*	80	66,75
690114035GU	35 x 1"1/4	55	46	7	183	2*	50	65,94
690114042GU	42 x 1"1/4	60	49	4	237	1*	40	93,19
690112042GU	42 x 1"1/2	64	53	6	251	1*	40	95,61
690200054GU	54 x 2"	73	65	6	359	1*	20	166,56

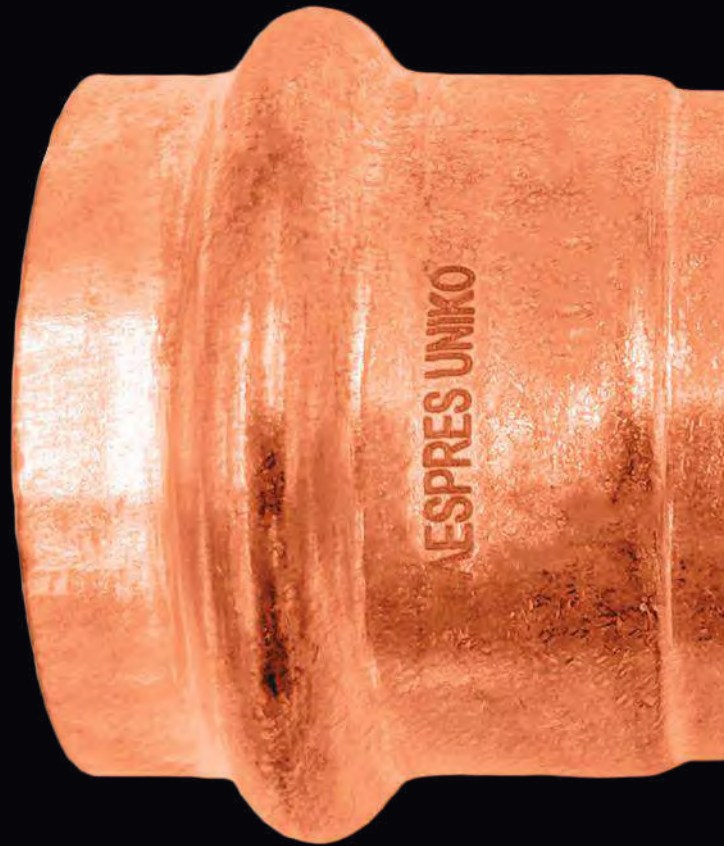
[*] unità minima di vendita / minimum selling quantity

Be different Be **UNIKO**®

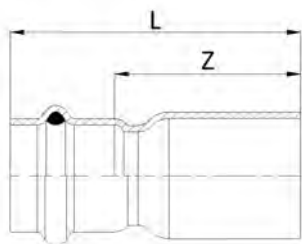
inoxPRES **UNIKO**®

AESPRES **UNIKO**®

AESPRES **UNIKO**® **GAS**






**M & V PROFILE
COMPATIBLE**

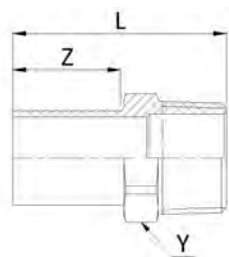
**691 GU****B 70 78****RIDUZIONE MF**

- REDUCER MF
- REDUZIERSTÜCK A/I
- REDUCTION MF
- REDUCCIÓN MH

MATERIAL: Cu-DHP99,9 - CW024A**O-RING:** HNBR giallo - yellow - Gelb - jaune - amarillo

CODE	De mm	L mm	Z mm				€
691018015GU	18 x 15	56	34	37	5*	200	5,98
691022015GU	22 x 15	60	38	44	5*	200	7,10
691022018GU	22 x 18	58	36	46	5*	200	7,45
691028015GU	28 x 15	67	45	57	2*	150	17,99
691028018GU	28 x 18	65	43	59	2*	150	18,41
691028022GU	28 x 22	64	41	68	2*	150	18,92
691035022GU	35 x 22	71	48	86	2*	100	22,37
691035028GU	35 x 28	68	44	91	2*	80	24,42
691042022GU	42 x 22	89	66	126	1*	80	38,20
691042028GU	42 x 28	87	63	132	1*	80	37,23
691042035GU	42 x 35	85	59	143	1*	40	36,32
691054035GU	54 x 35	97	71	194	1*	40	50,75
691054042GU	54 x 42	104	68	222	1*	32	48,56

[*] unità minima di vendita / minimum selling quantity



669/M U

B 70 77

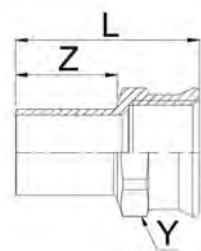
MANICOTTO CON INSERIMENTO FILETTO M

- MALE REDUCTION SOCKET
- ÜBERGANG AUSSERGEWINDE MIT EINSCHUBENDE
- MANCHON DE RÉDUCTION FILETÉ
- ADAPTADOR MACHO

MATERIAL: Cu-DHP99,9 - CW024A
THREAD: EN 10226-1 [ex ISO 7/1]

CODE	De x R mm x inch	L mm	Z mm	Y mm				€
669102115U	15 x 1/2"	47	25	22	51	10*	300	25,57
669102118U	18 x 1/2"	47	25	22	53	10*	300	26,60
669304118U	18 x 3/4"	49	25	27	71	10*	200	28,43
669102122U	22 x 1/2"	48	26	24	63	10*	200	41,04
669304122U	22 x 3/4"	50	26	27	72	10*	200	42,93
669304128U	28 x 3/4"	53	29	30	83	5*	150	62,22
669100128U	28 x 1"	58	29	34	121	5*	100	64,81
669114135U	35 x 1 1/4"	62	31	43	188	5*	40	83,08
669112142U	42 x 1 1/2"	78	46	50	255	2*	40	123,92
669200154U	54 x 2"	88	51	65	414	2*	20	131,93

[*] unità minima di vendita / minimum selling quantity



669/F U

B 70 77

MANICOTTO CON INSERIMENTO FILETTO F

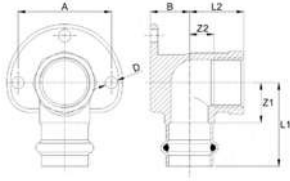
- FEMALE REDUCTION SOCKET
- ÜBERGANG INNENGEWINDE MIT EINSCHUBENDE
- MANCHON DE RÉDUCTION AVEC TARAUDAGE
- ADAPTADOR HEMBRA

MATERIAL: Cu-DHP99,9 - CW024A
THREAD: EN 10226-1 [ex ISO 7/1]

CODE	De x Rp mm x inch	L mm	Z mm	Y mm				€
669308015U	15 x 3/8"	40	25	21,5	40	10*	300	28,33
669102015U	15 x 1/2"	46	25	24	51	10*	300	28,43
669102018U	18 x 1/2"	46	25	24	55	10*	200	29,10
669304018U	18 x 3/4"	46	25	30	72	10*	200	28,94
669102022U	22 x 1/2"	47	26	27	80	10*	200	36,44
669304022U	22 x 3/4"	47	26	30	77	10*	200	42,02
669304028U	28 x 3/4"	47	29	34	107	5*	150	63,44
669100028U	28 x 1"	53	29	37,5	116	5*	100	64,46
669114035U	35 x 1 1/4"	60	31	46	183	5*	50	112,35
669112042U	42 x 1 1/2"	74	46	53	253	2*	40	125,54
669200054U	54 x 2"	83	51	65	367	2*	10	212,38

[*] unità minima di vendita / minimum selling quantity

B 70 78

**685/000 GU****GOMITO MISTO 90° FF**

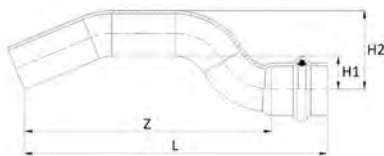
- WALL PLATE ELBOW 90° WITH FEMALE THREAD
- DECKENWINKEL 90° IG
- EQUERRE 90° FF
- CODO PLACA HH

MATERIAL: CuZn21Si3P - CW724R**O-RING:** HNBR giallo - yellow - Gelb - jaune - amarillo**THREAD:** EN 10226-1 (ex ISO 7/1)

CODE	De x Rp mm x inch	L1 mm	L2 mm	Z1 mm	Z2 mm	A mm	B mm	D mm				€
685102015GU	15 x 1/2"	43,5	22,5	21,5	6,5	40	14	6,5	181	5*	100	21,57
685102018GU	18 x 1/2"	43,5	24	21,5	8	40	15	6,5	192	5*	100	48,41
685304022GU	22 x 3/4"	44,5	29	21,5	13	50	20	6,5	246	5*	50	34,12

(*) unità minima di vendita / minimum selling quantity

B 70 78

**679/001 GU****"S" DI SCAVALCAMENTO MF**

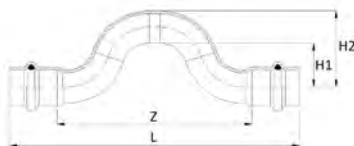
- PIPE BRIDGE MF
- SPRUNGBOGEN A/I
- "S" DE CHEVAUCHEMENT MF
- "S" DE SUPERPOSICIÓN MH

MATERIAL: Cu-DHP99,9 - CW024A**O-RING:** HNBR giallo - yellow - Gelb - jaune - amarillo

CODE	De mm	L mm	Z mm	H1 mm	H2 mm				€
679015001GU	15	115	93	12	27	70	5*	100	16,65
679018001GU	18	120	98	13	31	87	5*	100	24,83
679022001GU	22	141	118	17	39	136	5*	50	31,90

(*) unità minima di vendita / minimum selling quantity

B 70 78

**679/002 GU****"S" DI SCAVALCAMENTO FF**

- PIPE BRIDGE FF
- SPRUNGBOGEN I/I
- "S" DE CHEVAUCHEMENT FF
- "S" DE SUPERPOSICIÓN HH

MATERIAL: Cu-DHP99,9 - CW024A**O-RING:** HNBR giallo - yellow - Gelb - jaune - amarillo

CODE	De mm	L mm	Z mm	H1 mm	H2 mm				€
679015002GU	15	134	90	20	35	91	5*	100	43,59
679018002GU	18	144	100	20	38	115	5*	100	47,07
679022002GU	22	161	115	23	45	163	5*	50	54,35

(*) unità minima di vendita / minimum selling quantity

B 70 78

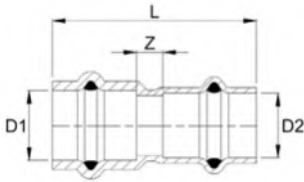
683/000A GU

MANICOTTO ADATTATORE

- COUPLING ADAPTER
- MUFFE ADAPTER
- MANCHON ADAPTATEUR
- MANGUITO HH ADAPTADOR

MATERIAL: Cu-DHP99,9 - CW024A

O-RING: HNBR giallo - yellow - Gelb - jaune - amarillo



CODE	De mm	D1 mm	D2 mm	L mm	Z mm				€
683015014GU (1)	15 x 14	15	14	52	6,5	53	5*	250	17,10
683015016GU (2)	15 x 16	15	16	52	6,5	61	5*	250	18,65
683018016GU (2)	18 x 16	18	16	53	7,5	72	5*	250	18,65

[*] unità minima di vendita / minimum selling quantity

(1) La connessione DN 14 mm deve essere pressata con ganaschia da 15 mm; Press connection DN 14 mm should be carried out with a size 15 mm press jaw; Die Pressverbindung DN 14 soll mit einer 15 mm Pressbacke verpresst werden; Le sertissage en DN 14 mm doit être réalisé avec une mâchoire à sertir de 15 mm; La conexión a prensar DN 14 mm debe realizarse con una mordaza de 15 mm.

(2) La connessione DN 16 mm deve essere pressata con ganaschia da 18 mm; Press connection DN 16 mm should be carried out with a size 18 mm press jaw; Die Pressverbindung DN 16 soll mit einer 18 mm Pressbacke verpresst werden; Le sertissage en DN 16 mm doit être réalisé avec une mâchoire à sertir de 18 mm; La conexión a prensar DN 16 mm debe realizarse con una mordaza de 18 mm.

B 70 78

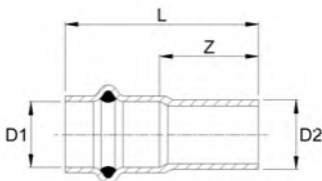
669/FA GU

MANICOTTO CON INSERIMENTO - ADATTATORE

- REDUCTION SOCKET - ADAPTER
- ÜBERGANG MIT EINSCHUBENDE - ADAPTER
- MANCHON DE RÉDUCTION - ADAPTATEUR
- MANGUITO ADAPTADOR HEMBRA

MATERIAL: Cu-DHP99,9 - CW024A

O-RING: HNBR giallo - yellow - Gelb - jaune - amarillo



CODE	De mm	D1 mm	D2 mm	L mm	Z mm				€
669014015GU (1)	14 x 15	14	15	52	28,5	48	5*	250	12,31
669016015GU (2)	16 x 15	16	15	53	29,5	63	5*	250	13,97
669016018GU (2)	16 x 18	16	18	53	29,5	64	5*	250	17,23

[*] unità minima di vendita / minimum selling quantity

(1) La connessione DN 14 mm deve essere pressata con ganaschia da 15 mm; Press connection DN 14 mm should be carried out with a size 15 mm press jaw; Die Pressverbindung DN 14 soll mit einer 15 mm Pressbacke verpresst werden; Le sertissage en DN 14 mm doit être réalisé avec une mâchoire à sertir de 15 mm; La conexión a prensar DN 14 mm debe realizarse con una mordaza de 15 mm.

(2) La connessione DN 16 mm deve essere pressata con ganaschia da 18 mm; Press connection DN 16 mm should be carried out with a size 18 mm press jaw; Die Pressverbindung DN 16 soll mit einer 18 mm Pressbacke verpresst werden; Le sertissage en DN 16 mm doit être réalisé avec une mâchoire à sertir de 18 mm; La conexión a prensar DN 16 mm debe realizarse con una mordaza de 18 mm.



Novopress EFP 2 - EFP/AFP 201 - EFP/AFP 202 ECO/ACO 202 - ECO/ACO 203 - ACO 203XL

B 50 51

GANASCIA PER PRESSATRICE

- JAW
- PRESSBACKE
- MACHOIRE
- MORDAZA PINZA

CODE	De mm	kg	kg	€
19601200NU	12	1,9	1	492,04
19601500NU	15	1,9	1	492,04
19601800NU	18	1,9	1	492,04
19602200NU	22	2	1	492,04
19602800NU	28	2	1	492,04
19603500NU	35	2	1	492,04



Novopress EFP 2 - EFP/AFP 201 - EFP/AFP 202 ECO/ACO 202 - ECO/ACO 203 - ACO 203XL

B 50 51

VALIGIA PER GANASCE Ø 15÷35

- CASE FOR JAWS Ø 15÷35
- LEER KOFFER FÜR PRESSBACKEN Ø 15÷35
- COFFRET POUR MACHOIRES Ø 15÷35
- CAJA PARA MORZADAS Ø 15÷35

CODE	De mm	kg	kg	€
196015035NU	15 - 35	12,6	1	2628,25
196015035NV*	15 - 35	2,8	1	312,64



Novopress EFP 2 - EFP/AFP 201-202 ECO/ACO 202-203 - ACO 203XL - ECO301

B 50 51

CATENA PER PRESSATRICE

- PRESSING COLLAR
- PRESSSCHLINGE
- CHAÎNE
- MORDAZA CADENA

CODE	De mm	kg	kg	€
19604200NU	42	1,6	1	2651,89
19605400NU	54	2,6	1	2750,75



Novopress EFP 2 - EFP/AFP 201 - EFP/AFP 202 ECO/ACO 202 - ECO/ACO 203 - ACO 203XL

B 50 51

ADATTATORE PER CATENE ZB203

- ADAPTER FOR COLLARS ZB203
- ZWISCHENBACKE FÜR PRESSSCHLINGEN ZB203
- ADAPTEUR POUR MACHOIRES ZB203
- ADAPTADOR PARA MORDAZAS ZB203

CODE	De mm	kg	kg	€
196042054N	42 - 54	2,3	1	523,41

B 50 51



Novopress EFP 2 - EFP/AFP 201 - EFP/AFP 202 ECO/ACO 202 - ECO/ACO 203 - ACO 203XL

VALIGIA PER CATENE Ø 42÷54 + ADATTATORE ZB203

- CASE FOR PRESSING COLLARS Ø 42÷54 + ADAPTER ZB203
- LEER KOFFER FÜR PRESS SCHLINGEN Ø 42÷54 + ZWISCHENBACKE ZB203
- COFFRET POUR CHAÎNES Ø 42÷54 + ADAPTEUR ZB203
- CAJA PARA CADENA Ø 42÷54 + ADAPTADOR ZB203

CODE	De mm	kg		€
196042054VNU	42 - 54	8	1	5943,83
196042054V*	42 - 54	2,8	1	348,28

[*] Valigia vuota - Empty case - Leer Koffer - Coffret vide - Caja vacía

B 50 51



274/3 (Ø 15÷54 mm)

MARCATORE UNIKO

- UNIKO MARKER
- UNIKO MARKIERLEHRE
- MARQUEUR UNIKO
- MARCATUBO UNIKO

CODE	De mm	g			€
274000003	15 - 54	26	1	50	1,79

B 50 52

O-Ring EPDM - Uniko Profile

NERO

- BLACK
- SCHWARZ
- NOIR
- NEGRO

NOTE: Impieghi / Application field / Einsatzgebiete / Champs d'application / Aplicaciones:
 Idrosanitaria / riscaldamento / raffrescamento
 Sanitary / Heating / Cooling
 Sanitär / Heizung / Kühlung
 Sanitaire / Chauffage / Circuits réfrigérants
 Agua sanitaria / Calefacción / Circuito de refrigeración



Material: EPDM

Profilo Uniko - Uniko profile - Uniko Kontur - profil Uniko - perfil Uniko

CODE	De mm	g		€
11501525N	15	1	20	0,29
11501825N	18	1	20	0,34
11502230N	22	1	20	0,45
11502830N	28	2	20	0,49
11503530N	35	2	20	0,62
11504250N	42	5	20	0,80
11505430N	54	6	20	0,86



O-Ring HNBR - Uniko Profile



GIALLO

- YELLOW
- GELB
- JAUNE
- AMARILLO

NOTE: Impieghi / Application field / Einsatzgebiete / Champs d'application /
Aplicaciones:
Gas / Gas / Gas / Gaz / Gas

Material: HNBR

Profilo Uniko - Uniko profile - Uniko Kontur - profil Uniko - perfil Uniko

CODE	De mm			€
11501525GH	15	1	20	0,41
11501825GH	18	1	20	0,48
11502230GH	22	1	20	0,63
11502830GH	28	2	20	0,65
11503530GH	35	2	20	0,91
11504242GH	42	5	20	1,58
11505440GH	54	6	20	1,68



O-Ring FKM - Uniko Profile



VERDE

- GREEN
- GRÜN
- VERT
- VERDE

NOTE: Impieghi / Application field / Einsatzgebiete / Champs d'application /
Aplicaciones:
Solare / Solar / Solar / Solaire / Solares
Olio / Pil / Öl / Huile / Aceite

Material: FKM

Profilo Uniko - Uniko profile - Uniko Kontur - profil Uniko - perfil Uniko

CODE	De mm			€
11501525V	15	1	20	0,64
11501825V	18	1	20	0,64
11502230V	22	1	20	0,93
11502830V	28	2	20	1,04
11503530V	35	2	20	1,45
11504250V	42	5	20	2,09
11505440V	54	6	20	2,52



B 50 52


115/EPDM

GUARNIZIONE EPDM

- EPDM GASKET
- DICTUNG AUS EPDM
- JOINT EPDM
- JUNTA EN EPDM

NOTE: Impieghi / Application field / Einsatzgebiete / Champs d'application / Aplicaciones:
 Idrosanitaria / riscaldamento / raffrescamento
 Sanitary / Heating / Cooling
 Sanitär / Heizung / Kühlung
 Sanitaire / Chauffage / Circuits réfrigérants
 Agua sanitaria / Calefacción / Circuito refrigeracion

CODE	De mm	D1 mm	D2 mm	S mm			€
115683102E	15 - 18	18	10	2,5	1	20	2,10
115683304E	15 - 18 - 22	24	14	2,5	1	20	2,10
115683100E	18 - 22 - 28	30	20	2,5	1	20	2,10
115683114E	28 - 35	39	27	2,5	2	20	2,30
115683112E	35 - 42	44,5	30	2,5	3	20	2,47
115183112E	35 - 42	44,5	34	2,5	3	20	2,47
115183051E	28	47,5	37	2,5	3	20	2,47
115183134E	42	50,5	40	2,5	3	20	3,18
115183200E	42	56	42	2,5	4	20	3,18
115183540E	54	65,5	53,5	3	4	20	4,05
115183242E	42	66	56	2,5	4	20	4,05
115183054E	54	71,5	53	3	5	20	4,05
115183254E	54	79,5	69	2,5	5	20	4,05



B 50 52


115/FKM

GUARNIZIONE FKM

- FKM GASKET
- DICTUNG AUS FKM
- JOINT FKM
- JUNTA EN FKM

NOTE: Impieghi / Application field / Einsatzgebiete / Champs d'application / Aplicaciones:
 Solare / Solar / Solar / Solaire / Solares.

CODE	De mm	D1 mm	D2 mm	S mm			€
115683102F	15 - 18	18	10	3	1	20	2,65
115683304F	15 - 18 - 22	24	14	3	1	20	2,65
115683100F	18 - 22 - 28	30	20	3	1	20	3,11
115683114F	28 - 35	39	27	3	2	20	4,81
115183112F	35 - 42	44,5	34	3	3	20	5,49
115183051F	28	47,5	37	3	3	20	5,97
115183134F	42	50,5	40	3	4	20	5,97
115183200F	42 - 54	56	42	3	4	20	9,67
115183540F	54	65,5	53,5	3	4	20	9,67
115183242F	42	66	56	3	4	20	15,05
115183054F	54	71,5	53	3	5	20	15,05
115183254F	54	79,5	69	3	5	20	17,91



Sistemi di scarico

WASTE SYSTEMS

ABFLUSSSYSTEME

SYSTÈMES DE EVACUATION

SISTEMAS DE EVACUACIÓN

Raccorderie Metalliche **DRAIN**

RM DRAIN è un sistema di scarico composto da elementi tubiformi e raccordi in acciaio inossidabile AISI 316L (1.4404) a parete sottile, particolarmente adatto per convogliare, sia a gravità che sottovuoto, acque reflue frequentemente contaminate da sostanze organiche e chimiche corrosive. Il vasto assortimento dei componenti è disponibile in sette dimensioni, dal DN 40 al DN 150 (DN 200 in fase di realizzazione). Grazie alla loro elevata resistenza al fuoco (Certificati Classe A, non combustibili), consente di soddisfare molteplici installazioni, in particolare quelle in ambito navale (navi da crociera, navi militari, yacht, strutture offshore, ecc.).

RM DRAIN is a draining system consisting of tubes and joints in AISI 316L (1.4404) stainless steel, thin wall, suitable to convey, with gravity or under vacuum, waste waters which are frequently contaminated with organic or chemical corrosive substances. The wide range of products is available in seven sizes, DN 40 to DN 150 (DN 200 work in progress). As they are consistently fire resistant, (certified class A, not combustible), they allow to comply with many installation requirements as for marine installations (cruise ships, military ships, yacht, offshore structures, etc.).



Il montaggio del sistema RM DRAIN richiede semplici e rapide operazioni manuali che non obbligano l'utilizzo di particolari e spesso costose attrezzature.

The RM DRAIN assembling procedure asks for simple and rapid manual operations, with no specific or expensive tool.



1
Verificare pulizia componenti / Verify the components' cleaning



2
Inserire guarnizione nel bicchiere / Insert the gasket into socket



3
Verificare posizionamento guarnizione / Verify the correct gasket's position



4
Marcatura quota d'innesto / Marking the insertion's depth



5
Lubrificazione zona interna guarnizione / Internal gasket lubrication



6
Inserimento tubo nel raccordo / Inserting of the pipe into the fitting













7
Pulizia di eventuale grasso residuo / Cleaning of the grease residual



8
Controllo completo inserimento del tubo nel bicchiere / Check of complete pipe's insertion into the fitting

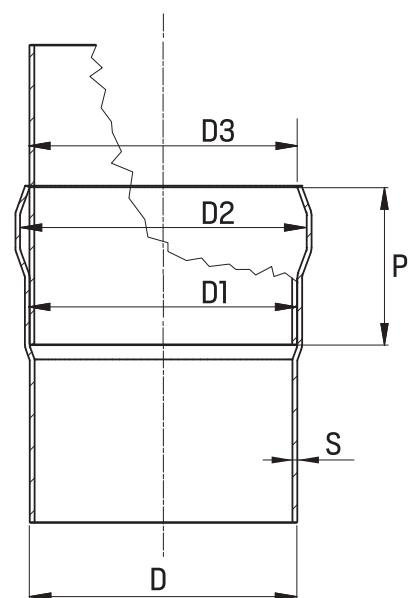
Certificazioni / Certifications

		PIPES AND FITTINGS FOR VACUUM AND GRAVITY DRAIN SYSTEM - RM DRAIN	LR2003327TA
		RM DRAIN TUBAZIONI DI SCARICO A GRAVITÀ E VUOTO RM DRAINING SYSTEMS - GRAVITY AND VACUUM	MAC - 412019CS / 001 - 002
		PIPES AND FITTINGS FOR VACUUM AND GRAVITY DRAIN SYSTEM - RM DRAIN	TAP000017F
		PIPE, DUCT, TRUNK - RM DRAIN	MEDB00007F2
		DRAINING SYSTEM	POCC IT.31588.040ЦH0.0C05.00356

FOCUS ON

DIMENSIONI DEL BICCHIERE / SOCKET SIZE


DN	D mm	S mm	D1 mm	D2 mm	D3 mm	P mm
DN 40	42	1	45	48	45	30
DN 50	53	1	56	60	56	38
DN 65	73	1,25	76	81	76	55
DN 80	88,9	1,25	92	99	92	60
DN 100	102	1,25	106	114	107	70
DN 125	133	1,5	138	147	140	75
DN 150	159	1,5	164	176	168	80



B 100 101
802
TUBO CON UN BICCHIERE

- PIPE WITH ONE SOCKET
- ROHR MIT EINER MUFFE
- TUYAU AVEC UNE EMBOITURE
- TUBO CON UN MANGUITO

MATERIAL: AISI 316L - 1.4404
GASKET: EPDM cod. 826/GV (Ø 40 ÷ 65)
 EPDM cod. 826/G (Ø 80 ÷ 150)
NORM: EN 1124-3






CODE	DN	D1 mm	L mm	A mm	kg		€
802040025	40	42	250	30	0,295	1	24,43
802040050		42	500	30	0,550	1	32,79
802040075		42	750	30	0,810	1	43,65
802040100		42	1000	30	1,065	1	50,79
802040150		42	1500	30	1,580	1	72,19
802040200		42	2000	30	2,100	1	90,98
802040250		42	2500	30	2,610	1	113,69
802040300		42	3000	30	3,120	1	132,59
802050025	50	53	250	38	0,385	1	25,92
802050050		53	500	38	0,710	1	37,32
802050075		53	750	38	1,040	1	52,19
802050100		53	1000	38	1,365	1	60,98
802050150		53	1500	38	2,020	1	86,81
802050200		53	2000	38	2,670	1	113,04
802050250		53	2500	38	3,320	1	134,90
802050300		53	3000	38	3,970	1	163,28
802065025	65	73	250	55	0,710	1	37,54
802065050		73	500	55	1,270	1	57,35
802065075		73	750	55	1,850	1	83,01
802065100		73	1000	55	2,400	1	95,24
802065150		73	1500	55	3,550	1	133,09
802065200		73	2000	55	4,650	1	174,66
802065250		73	2500	55	5,800	1	212,00
802065300		73	3000	55	6,900	1	254,89
802080025	80	88,9	250	60	0,875	1	47,91
802080050		88,9	500	60	1,600	1	76,66
802080075		88,9	750	60	2,250	1	101,23
802080100		88,9	1000	60	2,950	1	117,79
802080150		88,9	1500	60	4,320	1	167,14
802080200		88,9	2000	60	5,700	1	217,77
802080250		88,9	2500	60	7,700	1	264,87
802080300		88,9	3000	60	8,450	1	320,22
802100025	100	102	250	70	1,050	1	53,45
802100050		102	500	70	1,850	1	82,22
802100075		102	750	70	2,620	1	119,00
802100100		102	1000	70	3,400	1	133,87
802100150		102	1500	70	4,980	1	192,29
802100200		102	2000	70	6,550	1	249,06
802100250		102	2500	70	8,130	1	305,87
802100300		102	3000	70	9,700	1	371,58
802125025	125	133	250	75	1,650	1	95,79
802125050		133	500	75	2,885	1	167,29

B 100 101

802**TUBO CON UN BICCHIERE**

- PIPE WITH ONE SOCKET
- ROHR MIT EINER MUFFE
- TUYAU AVEC UNE EMBOITURE
- TUBO CON UN MANGUITO


MATERIAL: AISI 316L - 1.4404**GASKET:** EPDM cod. 826/GV (Ø 40 ÷ 65)
EPDM cod. 826/G (Ø 80 ÷ 150)**NORM:** EN 1124-3



CODE	DN	D1 mm	L mm	A mm			€
802125075	125	133	750	75	4,125	1	230,13
802125100		133	1000	75	5,360	1	311,34
802125150		133	1500	75	7,830	1	435,59
802125200		133	2000	75	10,300	1	580,74
802125250		133	2500	75	12,775	1	707,48
802125300		133	3000	75	15,250	1	846,54
802150025	150	159	250	80	2,000	1	118,84
802150050		159	500	80	3,500	1	196,77
802150075		159	750	80	5,000	1	289,93
802150100		159	1000	80	6,450	1	372,00
802150150		159	1500	80	9,400	1	552,03
802150200		159	2000	80	12,400	1	711,41
802150250		159	2500	80	15,350	1	866,64
802150300		159	3000	80	18,300	1	1037,04

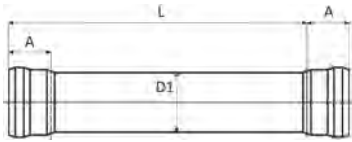
B 100 101

803**TUBO CON DUE BICCHIERI**

- PIPE WITH TWO SOCKETS
- ROHR MIT ZWEI MUFFEN
- TUYAU AVEC DEUX EMBOITURES
- TUBO CON DOS MANGUITOS

MATERIAL: AISI 316L - 1.4404**GASKET:** EPDM cod. 826/GV (Ø 40 ÷ 65)
EPDM cod. 826/G (Ø 80 ÷ 150)**NORM:** EN 1124-3

CODE	DN	D1 mm	L mm	A mm			€	
8030400250	40	42	250	30	0,330	1	38,57	
8030400500		42	500	30	0,580	1	47,73	
8030400750		42	750	30	0,860	1	59,28	
8030401000		42	1000	30	1,100	1	64,05	
8030401500		42	1500	30	1,600	1	83,63	
8030402000		42	2000	30	2,150	1	102,06	
8030402500		42	2500	30	2,650	1	124,39	
8030403000		42	3000	30	3,150	1	139,93	
8030500250		50	53	250	38	0,420	1	44,84
8030500500			53	500	38	0,755	1	51,92
8030500750	53		750	38	1,080	1	65,13	
8030501000	53		1000	38	1,400	1	76,66	
8030501500	53		1500	38	2,100	1	102,18	
8030502000	53		2000	38	2,700	1	126,84	
8030502500	53		2500	38	3,350	1	153,14	
8030503000	53		3000	38	4,010	1	177,52	



803

TUBO CON DUE BICCHIERI

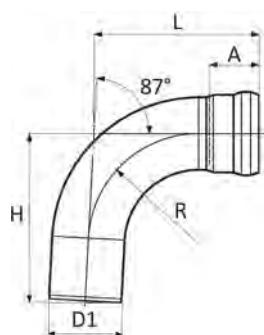
- PIPE WITH TWO SOCKETS
- ROHR MIT ZWEI MUFFEN
- TUYAU AVEC DEUX EMBOITURES
- TUBO CON DOS MANGUITOS

MATERIAL: AISI 316L – 1.4404

GASKET: EPDM cod. 826/GV (Ø 40 ÷ 65)
EPDM cod. 826/G (Ø 80 ÷ 150)



NORM: EN 1124-3

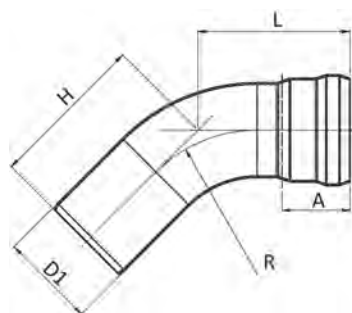
CODE	DN	D1 mm	L mm	A mm			€
8030650250	65	73	250	55	0,760	1	50,77
8030650500		73	500	55	1,330	1	69,97
8030650750		73	750	55	1,880	1	91,39
8030651000		73	1000	55	2,450	1	110,64
8030651500		73	1500	55	3,560	1	151,39
8030652000		73	2000	55	4,700	1	189,68
8030652500		73	2500	55	5,820	1	228,46
8030653000		73	3000	55	6,950	1	269,95
8030800750	80	88,9	750	60	2,300	1	105,47
8030801000		88,9	1000	60	3,000	1	131,77
8030801500		88,9	1500	60	4,360	1	181,85
8030802000		88,9	2000	60	5,780	1	232,44
8030802500		88,9	2500	60	7,110	1	286,61
8030803000	88,9	3000	60	8,480	1	333,58	
8031000750	100	102	750	70	2,670	1	120,93
8031001000		102	1000	70	3,500	1	152,99
8031001500		102	1500	70	5,050	1	212,32
8031002000		102	2000	70	6,600	1	267,45
8031002500		102	2500	70	8,180	1	333,91
8031003000	102	3000	70	9,750	1	384,60	
8031250750	125	133	750	75	4,200	1	235,07
8031251000		133	1000	75	5,400	1	312,97
8031251500		133	1500	75	7,900	1	448,38
8031252000		133	2000	75	10,350	1	590,45
8031252500		133	2500	75	12,950	1	716,90
8031253000	133	3000	75	15,300	1	862,39	
8031500750	150	159	750	80	5,000	1	293,86
8031501000		159	1000	80	6,500	1	391,71
8031501500		159	1500	80	9,500	1	564,33
8031502000		159	2000	80	12,450	1	745,84
8031502500		159	2500	80	15,400	1	890,47
8031503000		159	3000	80	18,350	1	1075,33

**804/87****B 100 102****CURVA 87°**

- ELBOW 87°
- ROHRBOGEN 87°
- COUDE 87°
- CURVA 87°



MATERIAL: AISI 316L - 1.4404**GASKET:** EPDM cod. 826/GV (Ø 40 ÷ 65)
EPDM cod. 826/G (Ø 80)**NORM:** EN 1124-3

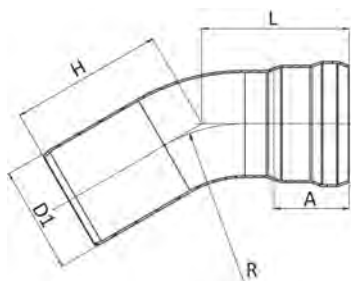
CODE	DN	D1 mm	L mm	A mm	H mm	R mm			€
804040087	40	42	102	30	105	63	0,193	1	24,70
804050087	50	53	130	38	133	80	0,310	1	30,50
804065087	65	73	172	55	176	110	0,700	1	57,71
804080087	80	88,9	199	60	204	133	1,180	1	76,59

**804/45****B 100 102****CURVA 45°**

- ELBOW 45°
- ROHRBOGEN 45°
- COUDE 45°
- CURVA 45°



MATERIAL: AISI 316L - 1.4404**GASKET:** EPDM cod. 826/GV (Ø 40 ÷ 65)
EPDM cod. 826/G (Ø 80)**NORM:** EN 1124-3

CODE	DN	D1 mm	L mm	A mm	H mm	R mm			€
804040045	40	42	68	30	71	63	0,146	1	20,53
804050045	50	53	85	38	88	80	0,229	1	24,26
804065045	65	73	112	55	117	110	0,521	1	45,19
804080045	80	88,9	128	60	133	133	0,864	1	52,19

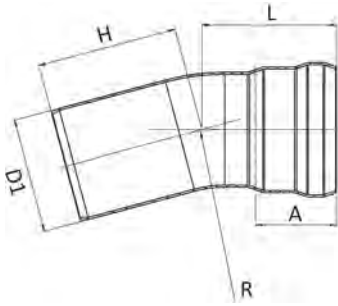
**804/30****B 100 102****CURVA 30°**

- ELBOW 30°
- ROHRBOGEN 30°
- COUDE 30°
- CURVA 30°

MATERIAL: AISI 316L - 1.4404**GASKET:** EPDM cod. 826/GV (Ø 40 ÷ 65)
EPDM cod. 826/G (Ø 80)**NORM:** EN 1124-3

CODE	DN	D1 mm	L mm	A mm	H mm	R mm			€
804040030	40	42	59	30	62	63	0,129	1	27,00
804050030	50	53	73	38	76	80	0,201	1	27,29
804065030	65	73	98	55	102	110	0,462	1	39,37
804080030	80	88,9	109	60	114	133	0,752	1	62,10

B 100 102



804/15

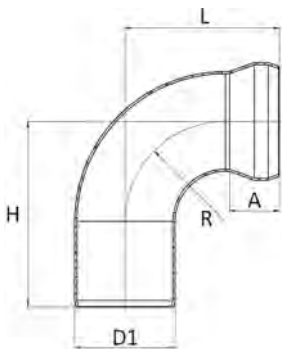
CURVA 15°

- ELBOW 15°
- ROHRBOGEN 15°
- COUDE 15°
- CURVA 15°

MATERIAL: AISI 316L – 1.4404
GASKET: EPDM cod. 826/GV (∅ 40 ÷ 65)
 EPDM cod. 826/G (∅ 80)
NORM: EN 1124-3

CODE	DN	D1 mm	L mm	A mm	H mm	R mm	kg		€
804040015	40	42	51	30	54	63	0,114	1	31,40
804050015	50	53	62	38	65	80	0,173	1	37,61
804065015	65	73	82	55	86	110	0,393	1	39,43
804080015	80	88,9	90	60	95	133	0,632	1	66,31

B 100 102



805/T

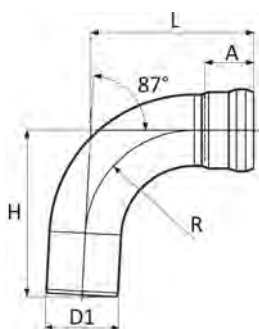
CURVA TECNICA 87°

- TECHNICAL ELBOW 87°
- TECHNISCHE ROHRBOGEN 87°
- COUDE TECHNIQUE 87°
- CURVA TÉCNICA 87°

MATERIAL: AISI 316L – 1.4404
GASKET: EPDM cod. 826/G (∅ 40 ÷ 50)
 cod. 826/GV (∅ 65)
NORM: EN 1124-3

CODE	DN	D1 mm	L mm	A mm	H mm	R mm	kg		€
805040000	40	42	64	20	79	42	0,159	1	27,48
805050000	50	53	81,5	26	98,5	53	0,252	1	32,00
805065000	65	73	127	55	142	73	0,720	1	61,32

B 100 102



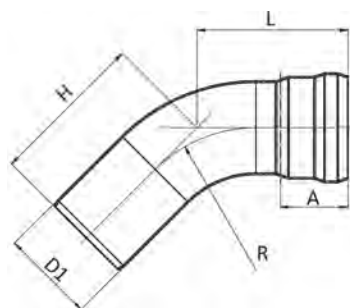
805/87

CURVA RAGGIO STRETTO 87°

- ELBOW S.R. 87°
- ROHRBOGEN KURZE RADIUS 87°
- COUDE RAYON COURT 87°
- CURVA RADIO ESTRECHO 87°



MATERIAL: AISI 316L – 1.4404
GASKET: EPDM cod. 826/GV (∅ 40 ÷ 65)
 EPDM cod. 826/G (∅ 80 ÷ 150)
NORM: EN 1124-3

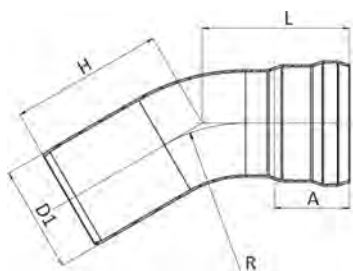
CODE	DN	D1 mm	L mm	A mm	H mm	R mm	kg		€
805040087	40	42	85	30	88	42	0,199	1	43,47
805050087	50	53	103	38	106	53	0,302	1	40,85
805065087	65	73	138	55	142	73	0,693	1	84,55
805080087	80	88,9	157	60	162	88,9	0,955	1	98,65
805100087	100	102	180	70	186	102	1,258	1	142,73
805125087	125	133	216	75	222	133	1,959	1	330,59
805150087	150	159	235	80	240	159	2,510	1	411,86

**805/45****B 100 102****CURVA RAGGIO STRETTO 45°**

- ELBOW S.R. 45°
- ROHRBOGEN KURZE RADIUS 45°
- COUDE RAYON COURT 45°
- CURVA RADIO ESTRECHO 45°



MATERIAL: AISI 316L - 1.4404**GASKET:** EPDM cod. 826/GV (Ø 40 ÷ 65)
EPDM cod. 826/G (Ø 80 ÷ 150)**NORM:** EN 1124-3

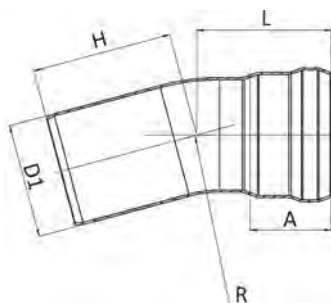
CODE	DN	D1 mm	L mm	A mm	H mm	R mm			€
805040045	40	42	60	30	63	42	0,156	1	28,43
805050045	50	53	74	38	77	53	0,241	1	29,04
805065045	65	73	98	55	102	73	0,549	1	51,73
805080045	80	88,9	109	60	114	88,9	0,744	1	64,58
805100045	100	102	124	70	126	102	0,958	1	90,36
805125045	125	133	147	75	154	133	1,502	1	261,53
805150045	150	159	159	80	147	159	1,825	1	343,19

**805/30****B 100 102****CURVA RAGGIO STRETTO 30°**

- ELBOW S.R. 30°
- ROHRBOGEN KURZE RADIUS 30°
- COUDE RAYON COURT 30°
- CURVA RADIO ESTRECHO 30°



MATERIAL: AISI 316L - 1.4404**GASKET:** EPDM cod. 826/GV (Ø 40 ÷ 65)
EPDM cod. 826/G (Ø 100 ÷ 150)**NORM:** EN 1124-3

CODE	DN	D1 mm	L mm	A mm	H mm	R mm			€
805100030	100	102	110	70	115	102	0,877	1	116,90
805125030	125	133	125	75	131	133	1,298	1	267,58
805150030	150	159	136	80	124	159	1,580	1	373,69

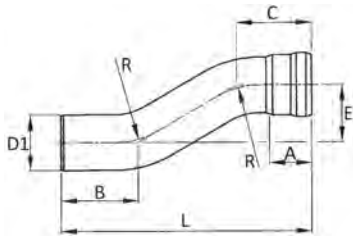
**805/15****B 100 102****CURVA RAGGIO STRETTO 15°**

- ELBOW S.R. 15°
- ROHRBOGEN KURZE RADIUS 15°
- COUDE RAYON COURT 15°
- CURVA RADIO ESTRECHO 15°

MATERIAL: AISI 316L - 1.4404**GASKET:** EPDM cod. 826/G (Ø 100 ÷ 150)**NORM:** EN 1124-3

CODE	DN	D1 mm	L mm	A mm	H mm	R mm			€
805100015	100	102	96	70	101	102	0,877	1	83,47
805125015	125	133	107	75	112	133	1,100	1	201,28
805150015	150	159	114	80	102	159	1,331	1	301,37

B 100 102



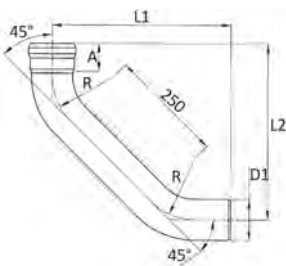
806

DISASSAMENTO 75/130/200 MM

- OFFSET 75/130/200 MM
- ETAGENBOGEN 75/130/200 MM
- DÉSAXEMENT 75/130/200 MM
- CURVA DESVIACIÓN 75/130/200 MM

MATERIAL: AISI 316L – 1.4404
GASKET: EPDM cod. 826/GV (Ø 65)
 EPDM cod. 826/G (Ø 80 ÷ 125)
NORM: EN 1124-3

CODE	DN	D1 mm	E mm	L mm	A mm	B mm	C mm	R mm	kg	€
806065075	65	73	75	329	55	101	98	110	0,950	147,56
806080075	80	88,9	75	352	60	114	109	133	1,000	168,84
806100075	100	102	75	321	70	126	120	102	1,200	232,90
806125075	125	133	75	375,5	75	154	146,5	133	1,996	692,03
806065130	65	73	130	359	55	117	113	110	0,880	130,55
806080130	80	88,9	130	390	60	133	127	133	1,350	169,39
806100130	100	102	130	376	70	126	120	102	1,520	258,62
806125130	125	133	130	430,5	75	154	146,5	133	2,381	720,94
806065200	65	73	200	430	55	117	113	110	1,120	132,66
806080200	80	88,9	200	460	60	133	127	133	1,550	191,61
806100200	100	102	200	446	70	126	120	102	1,780	310,56
806125200	125	133	200	500,5	75	154	146,5	133	2,870	845,79



Articolo speciale a richiesta.
Special code on demand.

807

CURVA PROLUNGATA

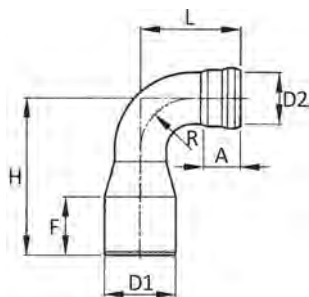
- STREMLINE BEND
- LANG ROHRBOGEN
- COUDE PROLONGÉE
- CURVA EXTENDIDA

MATERIAL: AISI 316L – 1.4404
GASKET: EPDM cod. 826/GV (Ø 50 ÷ 65)
 EPDM cod. 826/G (Ø 80 ÷ 150)
NORM: EN 1124-3

B 100 102

CODE	DN	D1 mm	L1 mm	L2 mm	A mm	R mm	kg	€
807050000	50	53	285	282	38	53	0,713	on demand
807065000	65	73	321,5	317,5	55	73	1,410	on demand
807080000	80	88,9	388	383	60	133	1,850	178,40
807100000	100	102	362,5	356,5	70	102	2,100	300,45
807125000	125	133	414	407	75	133	3,292	817,53
807150000	150	159	417	429	80	159	4,183	on demand

B 100 102



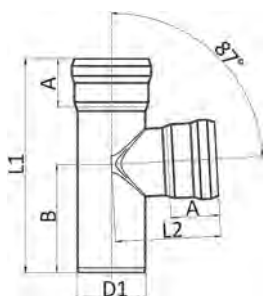
Articolo speciale a richiesta.
Special code on demand.

807/R**GOMITO RIDOTTO 87°**

- REDUCED ELBOW 87°
- REDUZIERTER ROHRBOGEN 87°
- COUDE RÉDUIT 87°
- CURVA REDUCIDA 87°

MATERIAL: AISI 316L - 1.4404**GASKET:** EPDM cod. 826/GV (Ø 50 ÷ 65)**NORM:** EN 1124-3

CODE	DN1	DN2	D1 mm	D2 mm	A mm	L mm	H mm	F mm	R mm	kg	€
807050040	50	40	53	42	30	85	124	62	42	0,290	102,36
807065050	65	50	73	53	38	103	161	60	53	0,390	113,42

**808/87****BRAGA 87°**

- BRANCH 87°
- ABZWEIG 87°
- EMBRANCHEMENT 87°
- DERIVACIÓN M-H 87°

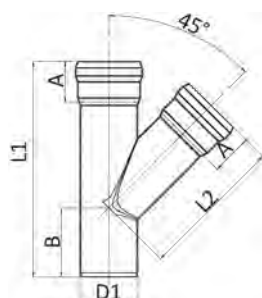
MATERIAL: AISI 316L - 1.4404**GASKET:** EPDM cod. 826/GV (Ø 40 ÷ 65)

EPDM cod. 826/G (Ø 80 ÷ 150)

NORM: EN 1124-3

B 100 102

CODE	DN	D1 mm	A mm	L1 mm	L2 mm	B mm	kg	€
808040087	40	42	30	137	67	69,5	0,193	66,93
808050087	50	53	38	165	81	83,5	0,291	70,19
808065087	65	73	55	209	109	106	0,639	82,60
808080087	80	88,9	60	235	123	119	0,863	89,55
808100087	100	102	70	291	138	147,5	1,196	124,85
808125087	125	133	75	360	159	182	2,219	195,53
808150087	150	159	80	403	178	204	2,932	261,13

**808/45****BRAGA 45°**

- BRANCH 45°
- ABZWEIG 45°
- EMBRANCHEMENT 45°
- DERIVACIÓN M-H 45°

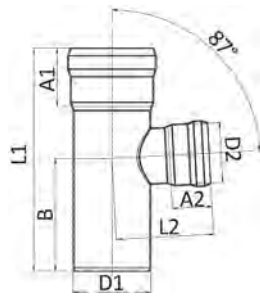
MATERIAL: AISI 316L - 1.4404**GASKET:** EPDM cod. 826/GV (Ø 40 ÷ 65)

EPDM cod. 826/G (Ø 80 ÷ 150)

NORM: EN 1124-3

B 100 102

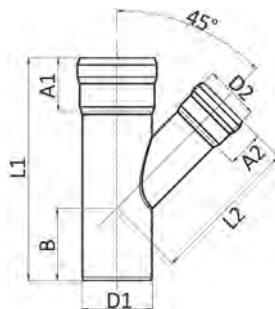
CODE	DN	D1 mm	A mm	L1 mm	L2 mm	B mm	kg	€
808040045	40	42	30	155	100	55	0,233	78,65
808050045	50	53	38	198	132,5	64	0,382	81,70
808065045	65	73	55	255	170	85	0,864	102,14
808080045	80	88,9	60	295	210	95	1,200	123,26
808100045	100	102	70	335	225	110	1,517	139,43
808125045	125	133	75	415	285	130	2,936	236,14
808150045	150	159	80	460	320	140	3,856	302,93

B 100 102

809
BRAGA RIDOTTA 87°

- REDUCED BRANCH 87°
- REDUZIERTER ABZWEIG 87°
- EMBRANCHEMENT RÉDUIT 87°
- DERIVACIÓN M-H REDUCIDA 87°

MATERIAL: AISI 316L – 1.4404
GASKET: EPDM cod. 826/GV (Ø 40 ÷ 65)
 EPDM cod. 826/G (Ø 80 ÷ 150)
NORM: EN 1124-3

CODE	DN1	DN2	D1 mm	D2 mm	A1 mm	A2 mm	L1 mm	L2 mm	B mm	kg	€
809050040	50	40	53	42	38	30	165	73	83,5	0,269	71,24
809065040	65	40	73	42	55	30	209	83	106	0,528	74,96
809065050	65	50	73	53	55	38	209	91	106	0,547	76,84
809080050	80	50	88,9	53	60	38	235	99	119	0,726	79,10
809100040	100	40	102	42	70	30	216	97	110	0,749	95,91
809100050	100	50	102	53	70	38	226	105	115	0,800	104,09
809100065	100	65	102	73	70	55	291	123	147,5	1,092	128,03
809100080	100	80	102	88,9	70	60	291	128	147,5	1,136	137,64
809125050	125	50	133	53	75	38	294	121	149	1,551	137,91
809125065	125	65	133	73	75	55	294	139	149	1,633	159,14
809125100	125	100	133	102	75	70	294	153	149	1,723	160,21
809150065	150	65	159	73	80	55	343	152	174	2,221	198,10
809150100	150	100	159	102	80	70	343	166	174	2,308	215,73
809150125	150	125	159	133	80	75	403	172	204	2,832	255,31


810
BRAGA RIDOTTA 45°

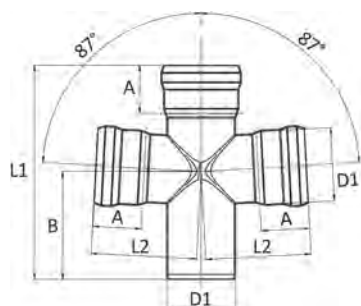
- REDUCED BRANCH 45°
- REDUZIERTER ABZWEIG 45°
- EMBRANCHEMENT RÉDUIT 45°
- DERIVACIÓN M-H REDUCIDA 45°

MATERIAL: AISI 316L – 1.4404
GASKET: EPDM cod. 826/GV (Ø 40 ÷ 65)
 EPDM cod. 826/G (Ø 80 ÷ 150)
NORM: EN 1124-3

B 100 102



CODE	DN1	DN2	D1 mm	D2 mm	A1 mm	A2 mm	L1 mm	L2 mm	B mm	kg	€
810050040	50	40	53	42	38	30	198	147	65	0,373	73,34
810065040	65	40	73	42	55	30	205	145	60	0,563	81,22
810065050	65	50	73	53	55	38	230	155	75	0,651	84,45
810080050	80	50	88,9	53	60	38	245	173	72	0,820	100,63
810080065	80	65	88,9	73	60	55	255	180	85	0,961	100,63
810100040	100	40	102	42	70	30	250	185	65	0,916	108,86
810100050	100	50	102	53	70	38	270	195	75	1,019	123,33
810100065	100	65	102	73	70	55	300	210	95	1,257	131,65
810100080	100	80	102	88,9	70	60	320	220	100	1,408	139,29
810125050	125	50	133	53	75	38	300	225	75	1,671	155,48
810125065	125	65	133	73	75	55	330	240	90	2,236	181,84
810125100	125	100	133	102	75	70	365	260	105	2,294	208,14
810150065	150	65	159	73	80	55	330	240	90	2,314	264,19
810150100	150	100	159	102	80	70	370	281	89	2,695	276,17
810150125	150	125	159	133	80	75	420	300	120	3,358	317,02

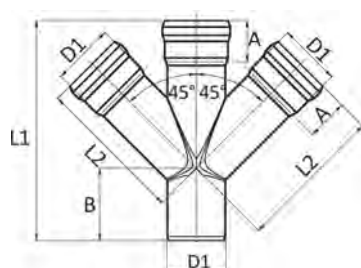
B 100 102

**811/87****BRAGA DOPPIA 87°**

- DOUBLE BRANCH 87°
- DOPPELABZWEIG 87°
- EMBRANCHEMENT DOUBLE 87°
- DERIVACIÓN DOBLE M-H 87°

MATERIAL: AISI 316L - 1.4404**GASKET:** EPDM cod. 826/GV (Ø 50 ÷ 65)
EPDM cod. 826/G (Ø 100 ÷ 150)**NORM:** EN 1124-3

CODE	DN	D1 mm	A mm	L1 mm	L2 mm	B mm			€
811050087	50	53	38	165	81	83,5	0,359	1	116,43
811065087	65	73	55	209	109	105,5	0,792	1	133,26
811100087	100	102	70	291	138	147,5	1,451	1	218,22
811125087	125	133	75	360	159	182	2,616	1	307,54
811150087	150	159	80	403	178	204	3,422	1	396,22



**811/45**

B 100 102

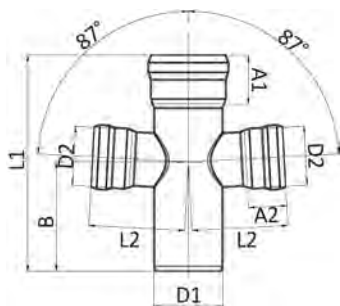
BRAGA DOPPIA 45°

- DOUBLE BRANCH 45°
- DOPPELABZWEIG 45°
- EMBRANCHEMENT DOUBLE 45°
- DERIVACIÓN DOBLE M-H 45°

MATERIAL: AISI 316L - 1.4404**GASKET:** EPDM cod. 826/GV (Ø 50 ÷ 65)
EPDM cod. 826/G (Ø 100 ÷ 150)**NORM:** EN 1124-3

CODE	DN	D1 mm	A mm	L1 mm	L2 mm	B mm			€
811050045	50	53	38	198	132,5	65	0,497	1	132,20
811065045	65	73	55	255	170	85	1,078	1	165,58
811100045	100	102	70	335	225	110	1,953	1	236,66
811125045	125	133	75	415	285	130	3,780	1	355,32
811150045	150	159	80	460	320	140	4,938	1	473,27

B 100 102



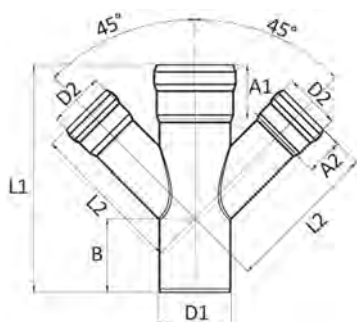
812

BRAGA DOPPIA RIDOTTA 87°

- REDUCED DOUBLE BRANCH 87°
- REDUZIERTE DOPPELABZWEIG 87°
- EMBRANCHEMENT DOUBLE RÉDUIT 87°
- DERIVACIÓN DOBLE M-H REDUCIDA 87°

MATERIAL: AISI 316L - 1.4404
GASKET: EPDM cod. 826/GV (Ø 40 ÷ 65)
 EPDM cod. 826/G (Ø 80 ÷ 150)
NORM: EN 1124-3

CODE	DN1	DN2	D1 mm	D2 mm	A1 mm	A2 mm	L1 mm	L2 mm	B mm	kg	€
812050040	50	40	53	42	38	30	165	73	83,5	0,315	104,08
812065050	65	50	73	53	55	38	209	91	105,5	0,610	118,95
812080050	80	50	88,9	53	60	38	235	99	119	0,788	127,24
812100050	100	50	102	53	70	38	226	105	115	0,860	185,55
812100065	100	65	102	73	70	55	291	123	147,5	1,242	192,06
812100080	100	80	102	88,9	70	60	291	128	147,5	1,330	210,00
812125100	125	100	133	102	75	70	294	158	149	1,949	246,07
812150100	150	100	159	102	80	70	343	166	174	2,531	297,15
812150125	150	125	159	133	80	75	403	172	204	3,223	374,21



813

BRAGA DOPPIA RIDOTTA 45°

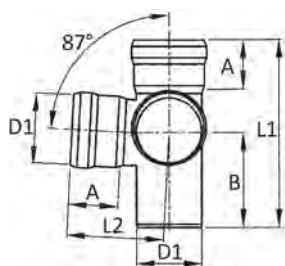
- REDUCED DOUBLE BRANCH 45°
- REDUZIERTE DOPPELABZWEIG 45°
- EMBRANCHEMENT DOUBLE RÉDUIT 45°
- DERIVACIÓN DOBLE M-H REDUCIDA 45°

MATERIAL: AISI 316L - 1.4404
GASKET: EPDM cod. 826/GV (Ø 40 ÷ 65)
 EPDM cod. 826/G (Ø 80 ÷ 150)
NORM: EN 1124-3

B 100 102



CODE	DN1	DN2	D1 mm	D2 mm	A1 mm	A2 mm	L1 mm	L2 mm	B mm	kg	€
813050040	50	40	53	42	38	30	168	118	50	0,383	126,26
813065050	65	50	73	53	55	38	230	155	75	0,771	151,13
813080050	80	50	88,9	53	60	38	245	173	72	0,945	167,98
813100065	100	65	102	73	70	55	300	210	90	1,540	212,00
813100080	100	80	102	88,9	70	60	320	220	100	1,780	229,31
813125100	125	100	133	102	75	70	370	260	105	2,741	286,35
813150100	150	100	159	102	80	70	370	281	89	3,146	330,19
813150125	150	125	159	133	80	75	420	300	120	4,175	429,22

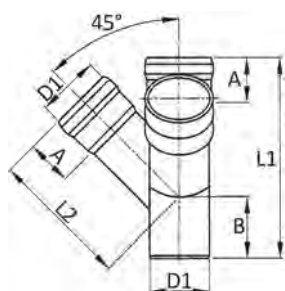
B 100 102

**814/87****BRAGA SCAGNO 87°**

- CORNER BRANCH 87°
- WINKEL ABZWEIG 87°
- TÉ DOUBLE ÉQUERRE 87°
- T DOBLE ESCUADRA 87°

MATERIAL: AISI 316L - 1.4404**GASKET:** EPDM cod. 826/GV (Ø 50 ÷ 65)
EPDM cod. 826/G (Ø 80 ÷ 150)**NORM:** EN 1124-3

CODE	DN	D1 mm	L1 mm	L2 mm	A mm	B mm			€
814050087	50	53	164,5	81	38	83,5	0,350	1	162,93
814065087	65	73	209	109	55	106	0,930	1	226,01
814080087	80	88,9	235	122	60	119	1,230	1	265,57
814100087	100	102	290,5	138	70	147	1,810	1	273,43
814125087	125	133	359,5	159	75	182	2,602	1	382,48
814150087	150	159	402,5	178	80	204	3,394	1	484,25





Articolo speciale a richiesta.
Special code on demand.

814/45**BRAGA SCAGNO 45°**

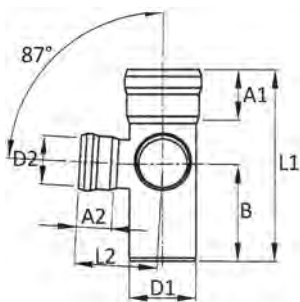
- CORNER BRANCH 45°
- WINKEL ABZWEIG 45°
- TÉ DOUBLE ÉQUERRE 45°
- T DOBLE ESCUADRA 45°

MATERIAL: AISI 316L - 1.4404**GASKET:** EPDM cod. 826/GV (Ø 50 ÷ 65)
EPDM cod. 826/G (Ø 80 ÷ 150)**NORM:** EN 1124-3

B 100 102

CODE	DN	D1 mm	A mm	L1 mm	L2 mm	B mm			€
814050045	50	53	38	188	123	65	0,450	1	132,85
814065045	65	73	55	255	170	85	1,000	1	168,78
814080045	80	88,9	60	295	210	95	1,450	1	206,12
814100045	100	102	70	335	225	110	2,400	1	240,82
814125045	125	133	75	415	285	130	3,757	1	378,89
814150045	150	159	80	460	320	140	4,902	1	506,27

B 100 102



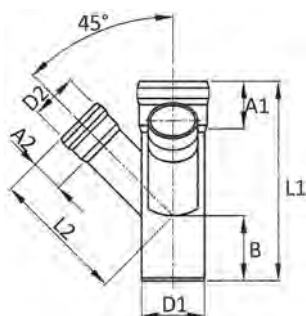
815/87

BRAGA SCAGNO RIDOTTA 87°

- REDUCED CORNER BRANCH 87°
- REDUZIERT WINKEL ABZWEIG 87°
- TÉ DOUBLE ÉQUERRE RÉDUIT 87°
- T DOBLE ESCUADRA REDUCIDA 87°

MATERIAL: AISI 316L – 1.4404
GASKET: EPDM cod. 826/GV (Ø 40 ÷ 65)
 EPDM cod. 826/G (Ø 80 ÷ 150)
NORM: EN 1124-3

CODE	DN1	DN2	D1 mm	D2 mm	A1 mm	A2 mm	L1 mm	L2 mm	B mm	kg	€
815050040	50	40	53	42	38	30	164,5	72,5	83,5	0,410	104,15
815065050	65	50	73	53	55	38	209	90,5	106	0,720	124,30
815080050	80	50	88,9	53	60	38	235	98,5	119	1,160	135,87
815100065	100	65	102	73	70	55	290,5	123	147	1,440	167,08
815100080	100	80	102	88,9	70	60	290,5	128	147	1,590	190,80
815125100	125	100	133	102	75	70	293,5	153	149	1,949	255,75
815150100	150	100	159	102	80	70	342,5	166	174	2,530	330,19
815150125	150	125	159	133	80	75	402,5	195	204	3,445	422,60



Articolo speciale a richiesta.
Special code on demand.

816/45

BRAGA SCAGNO RIDOTTA 45°

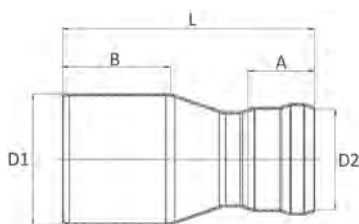
- REDUCED CORNER BRANCH 45°
- REDUZIERT WINKEL ABZWEIG 45°
- TÉ DOUBLE ÉQUERRE RÉDUIT 45°
- T DOBLE ESCUADRA REDUCIDA 45°

MATERIAL: AISI 316L – 1.4404
GASKET: EPDM cod. 826/GV (Ø 40 ÷ 65)
 EPDM cod. 826/G (Ø 100 ÷ 150)
NORM: EN 1124-3

B 100 102



CODE	DN1	DN2	D1 mm	D2 mm	A1 mm	A2 mm	L1 mm	L2 mm	B mm	kg	€
816050040	50	40	53	42	38	30	168	118	50	0,350	126,77
816065050	65	50	73	53	55	38	230	155	75	0,850	149,19
816100065	100	65	102	73	70	55	300	210	90	1,900	203,07
816125100	125	100	133	102	75	70	365	260	105	2,742	278,67
816150100	150	100	159	102	80	70	370	275	95	3,109	347,80
816150125	150	125	159	133	80	75	425	300	120	4,169	473,27

B 100 102

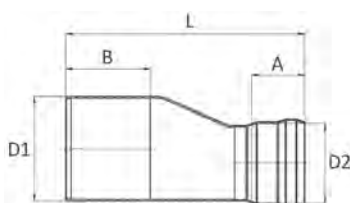
**817****RIDUZIONE CONCENTRICA**

- CONCENTRIC REDUCER
- REDUZIERSTÜCK KONZENTRISCH
- RÉDUCTION CONCENTRIQUE
- REDUCCIÓN CONCÉNTRICA

MATERIAL: AISI 316L - 1.4404**GASKET:** EPDM cod. 826/GV (Ø 40 ÷ 65)
EPDM cod. 826/G (Ø 80 ÷ 125)**NORM:** EN 1124-3



CODE	DN1	DN2	D1 mm	D2 mm	A mm	L mm	B mm			€
817050040	40	50	53	42	30	120	62	0,150	1	62,73
817065040	40	65	73	42	30	121	62	0,235	1	60,65
817065050	50	65	73	53	38	140	60	0,230	1	68,53
817100050	50	100	102	53	38	165	89	0,506	1	119,45
817080065	65	80	88,9	73	55	195	80	0,475	1	74,49
817100065	65	100	102	73	55	184	85	0,545	1	79,38
817125065	65	125	133	73	55	197,5	95	0,818	1	157,21
817100080	80	100	102	88,9	60	190	85	0,583	1	81,24
817125100	100	125	133	102	70	249	85	0,833	1	94,48
817150100	100	150	159	102	70	247	101	1,222	1	236,72
817150125	125	150	159	133	75	230	95	1,308	1	208,30

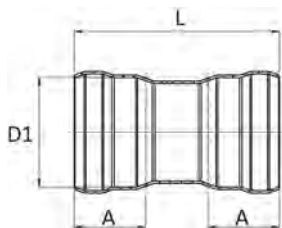
B 100 102

**818****RIDUZIONE ECCENTRICA**

- ECCENTRIC REDUCER
- REDUZIERSTÜCK EXZENTRISCH
- RÉDUCTION EXCENTRIQUE
- REDUCCIÓN EXCÉNTRICA

MATERIAL: AISI 316L - 1.4404**GASKET:** EPDM cod. 826/GV (Ø 40 ÷ 65)
EPDM cod. 826/G (Ø 80 ÷ 125)**NORM:** EN 1124-3

CODE	DN1	DN2	D1 mm	D2 mm	A mm	L mm	B mm			€
818050040	40	50	53	42	30	125	45	0,170	1	121,45
818065050	50	65	73	53	38	167	70	0,322	1	131,61
818100050	50	100	102	53	38	197	87	0,474	1	182,85
818080065	65	80	88,9	73	55	187	77	0,465	1	146,26
818100065	65	100	102	73	55	207	87	0,590	1	220,21
818100080	80	100	102	88,9	60	207	87	0,635	1	174,90
818125100	100	125	133	102	70	239	94	1,037	1	210,81
818150125	125	150	159	133	75	243	101	1,382	1	260,73

B 100 102


819/000

MANICOTTO

- COUPLING
- MUFFE
- MANCHON
- MANGUITO

MATERIAL: AISI 316L - 1.4404

GASKET: EPDM cod. 826/GV (Ø 40 ÷ 65)

EPDM cod. 826/G (Ø 80 ÷ 150)

NORM: EN 1124-3

CODE	DN	D1 mm	A mm	L mm	kg		€
819040000	40	42	30	84	0,098	1	29,61
819050000	50	53	38	94	0,138	1	31,86
819065000	65	73	55	135	0,335	1	41,40
819080000	80	88,9	60	145	0,438	1	44,22
819100000	100	102	70	180	0,622	1	49,63
819125000	125	133	75	190	1,000	1	67,09
819150000	150	159	80	200	1,290	1	94,02

B 100 102

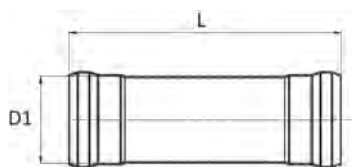
819/001

MANICOTTO PASSANTE

- SLIP COUPLING
- SCHIEBEMUFFE
- MANCHON LONG
- MANGUITO SIN TOPE

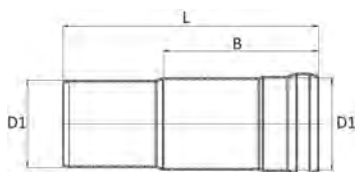
MATERIAL: AISI 316L - 1.4404

GASKET: EPDM cod. 826/G (Ø 40 ÷ 150)

NORM: EN 1124-3


CODE	DN	D1 mm	L mm	kg		€
819040001	40	42	142	0,163	1	46,33
819050001	50	53	176	0,251	1	51,68
819065001	65	73	255	0,654	1	62,63
819080001	80	88,9	294	0,865	1	71,17
819100001	100	102	334	1,130	1	82,78
819125001	125	133	405	2,100	1	159,94
819150001	150	159	473	2,960	1	320,58

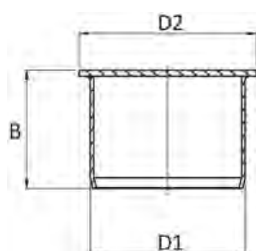
B 100 102

**819/002****MANICOTTO PROLUNGATO**

- SLIDE COUPLING
- DEHNUNGSMUFFE
- MANCHON PROLONGÉE
- MANGUITO EXTENDIDO

MATERIAL: AISI 316L - 1.4404**GASKET:** EPDM cod. 826/G (Ø 40 ÷ 150)**NORM:** EN 1124-3

CODE	DN	D1 mm	B mm	L mm	kg		€
819040002	40	42	69	120	0,132	1	40,65
819050002	50	53	94	155	0,214	1	48,54
819065002	65	73	139	205	0,486	1	60,61
819080002	80	88,9	134	210	0,605	1	63,80
819100002	100	102	148	240	0,794	1	72,28
819125002	125	133	158	260	1,300	1	120,13
819150002	150	159	168	285	1,758	1	216,66

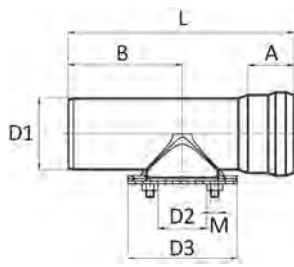
**819/003****TAPPO**

- STOP END
- VERSCHLUSSSTOPFEN
- BOUCHON
- TAPÓN

MATERIAL: AISI 316L - 1.4404

B 100 102

CODE	DN	D1 mm	D2 mm	B mm	kg		€
819040003	40	42	50	32	0,068	1	35,45
819050003	50	53	60,5	40,5	0,106	1	40,85
819065003	65	73	80,5	57,5	0,230	1	47,85
819080003	80	88,9	98	62	0,317	1	60,55
819100003	100	102	112	72	0,420	1	74,78
819125003	125	133	145	77	0,634	1	109,63
819150003	150	159	174	82	0,854	1	121,18

B 100 102


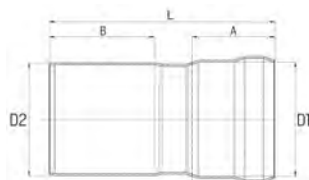
819/004

ISPEZIONE

- CLEANOUT PORT
- REVISIONSROHR
- OUVERTURE DE NETTOYAGE
- INSPECCIÓN

MATERIAL: AISI 316L - 1.4404
GASKET: EPDM cod. 826/GV (Ø 40 ÷ 65)
 EPDM cod. 826/G (Ø 80 ÷ 150)
NORM: EN 1124-3

CODE	DN	D1 mm	D2 mm	D3 mm	A mm	L mm	M	Screw Nr.	B mm	kg	€
819040004	40	42	42	70	30	142,5	M6	4	70	0,286	131,32
819050004	50	53	53	80	38	165	M6	4	84	0,380	135,84
819065004	65	73	73	105	55	225	M8	4	115	0,795	168,32
819080004	80	88,9	88,9	125	60	255	M8	4	130	1,070	185,87
819100004	100	102	88,9	125	70	291	M8	4	148	1,292	196,67
819125004	125	133	133	165	75	360	M8	8	182	2,647	331,02
819150004	150	159	133	165	80	403	M8	8	204	3,257	413,63

B 100 102


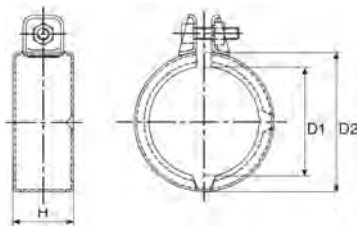
827

ADATTATORE FEMMINA-MASCHIO

- ADAPTER FEMALE-MALE
- ADAPTER I-A
- ADAPTATEUR FEMELLE-MÂLE
- ADAPTADOR HEMBRA-MACHO

MATERIAL: AISI 316L - 1.4404
NORM: EN 1124-3
GASKET: EPDM cod. 826/GV (Ø 40 ÷ 65)

CODE	DN	D1 mm	D2 mm	A mm	B mm	L mm	kg	€
827042040	40	42	40	30	60	110	0,126	27,10
827053050	50	53	50	38	60	120	0,177	28,46
827073075	65	73	75	55	70	150	0,392	34,43

B 100 102


827/000

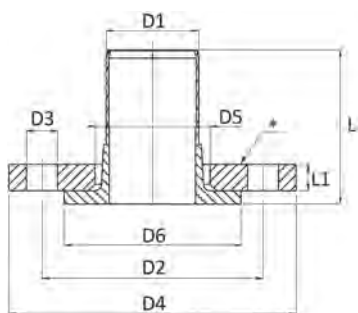
COLLARE ANTIFILAMENTO

- SAFETY COLLAR
- SICHERHEITSSCHELLE
- COLLIER DE SÉCURITÉ
- ABRAZADERA DE SEGURIDAD

MATERIAL: AISI 316L - 1.4404

CODE	DN	D1 mm	D2 mm	H mm	kg	€
827040000	40	42	56	27	0,120	53,36
827050000	50	53	68	31	0,150	54,57
827065000	65	73	92,5	40	0,300	64,65
827080000	80	88,9	110,5	44	0,380	71,33
827100000	100	102	124,5	53	0,500	78,71
827125000	125	133	162	58	0,687	94,53
827150000	150	159	191	63	0,860	111,74

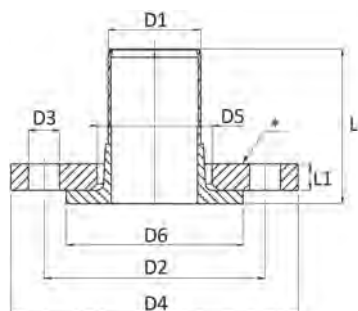
B 100 102

**820/PN6****BOCCELLO CON FLANGIA GIREVOLE**

- SLEEVE / ROTARY FLANGE
- LOSE-FLANSCH / AUSSEN
- BRIDE TOURNANTE / SORTIE A BRIDE
- BRIDA LOCA / TRONCO EMBRIDADO

MATERIAL: AISI 316L - 1.4404**NOTE:** [*] S235JR (Fe 360) zincata - galvanized - verzinkt - galvanisés - galvanizado**PN 6**

CODE	DN	D1 mm	L mm	L1 mm	D2 mm	D3 mm	D4 mm	D5 mm	D6 mm	Holes Nr.	kg	€
820040006	40	42	70	12	100	14	130	52	80	4	1,304	133,66
820050006	50	53	80	12	110	14	140	64	90	4	1,544	162,57
820065006	65	73	100	12	130	14	160	83	110	4	1,975	199,57
820080006	80	88,9	110	14	150	18	190	96	128	4	3,166	266,85
820100006	100	102	130	14	170	18	210	113	148	4	3,805	303,72
820125006	125	133	150	14	200	18	240	140	178	8	4,770	513,18
820150006	150	159	170	14	225	18	265	166	202	8	5,516	624,66

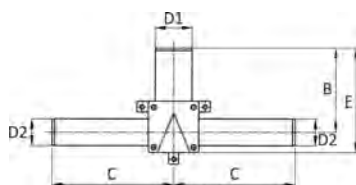
**820/PN16****BOCCELLO CON FLANGIA GIREVOLE**

- SLEEVE / ROTARY FLANGE
- LOSE-FLANSCH / AUSSEN
- BRIDE TOURNANTE / SORTIE A BRIDE
- BRIDA LOCA / TRONCO EMBRIDADO

MATERIAL: AISI 316L - 1.4404**NOTE:** [*] S235JR (Fe 360) zincata - galvanized - verzinkt - galvanisés - galvanizado**PN 16**

CODE	DN	D1 mm	L mm	L1 mm	D2 mm	D3 mm	D4 mm	D5 mm	D6 mm	Holes Nr.	kg	€
820040010	40	42	70	16	110	18	150	52	88	4	2,181	138,26
820050010	50	53	80	18	125	18	165	64	102	4	2,978	191,59
820065010	65	73	100	18	145	18	185	83	122	4	3,659	219,34
820080010	80	88,9	110	20	160	18	200	96	138	8	4,580	272,09
820100010	100	102	130	20	180	18	220	113	158	8	5,455	342,13
820125010	125	133	150	22	210	18	250	140	188	8	7,377	560,71
820150010	150	159	170	22	240	22	285	166	212	8	9,029	678,74

B 100 102



Articolo speciale a richiesta.
Special code on demand.

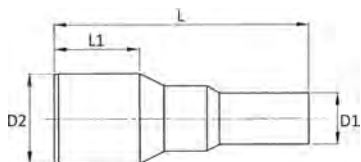
820/I**BRAGA RIDOTTA CON ISPEZIONE**

- REDUCED BRANCH WITH CLEANOUT
- REDUZIERTER BRANCH / INSPEKTION
- EMBRANCHEMENT RÉDUIT / INSPECTION
- DERIVACIÓN REDUCIDA / INSPECCIÓN

MATERIAL: AISI 316L - 1.4404

CODE	DN1	DN2	D1 mm	D2 mm	B mm	C mm	E mm	kg	€
820205000	65	50	73	53	165	240	205	2,120	207,28
820260000	65	50	73	53	220	240	260	2,280	275,35

B 100 102



Articolo speciale a richiesta.
Special code on demand.

820/R

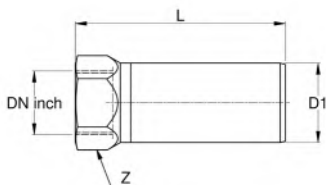
RIDUZIONE L=1000 MM

- REDUCER WITHOUT SOCKET L=1000 MM
- REDUZIERSTÜCK A-A L=1000 MM
- RÉDUCTION L=1000 MM
- REDUCCIÓN L=1000 MM

MATERIAL: AISI 316L - 1.4404

CODE	D1 mm	D2 mm	L mm	L1 mm	kg	Bag	€
820065040	42	73	1000	70	1,336	1	134,57

B 100 102



820/F

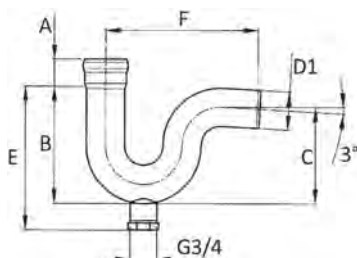
RACCORDO FILETTATO FEMMINA

- FEMALE THREADED CONNECTOR
- ÜBERGANGSSTÜCK MIT IG
- RACCORD FILETÉ FEMELLE
- RACOR ROSCA HEMBRA

MATERIAL: AISI 316L - 1.4404

CODE	DN	D1 mm	DN inch	L mm	Z mm	kg	Bag	€
820040100	40	42	1"	140	46	0,290	1	134,76
820040114	40	42	1"1/4	140	46	0,270	1	67,79
820040112	40	42	1"1/2	140	55	0,390	1	71,45
820050114	50	53	1"1/4	140	55	0,440	1	156,22
820050112	50	53	1"1/2	140	55	0,370	1	162,00
820050200	50	53	2"	140	70	0,660	1	170,04

B 100 102



820/S

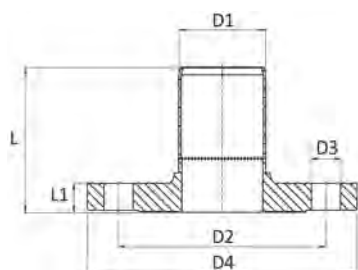
SIFONE

- TRAP
- SYPHON
- SIPHON
- SIFÓN

MATERIAL: AISI 316L - 1.4404
GASKET: EPDM cod. 826/GV (Ø 40 ÷ 50)
NORM: EN 1124-3



CODE	DN	D1 mm	A mm	B mm	C mm	E mm	F mm	kg	Bag	€
820040000	40	42	30	128	105	162	172	0,700	1	239,72
820050000	50	53	38	161	132,5	198	212	0,990	1	335,92

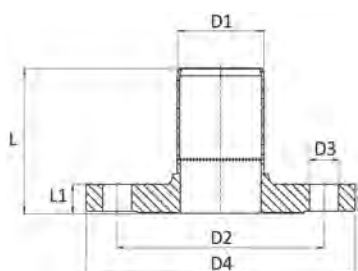
B 100 102

**821/PN6****FLANGIA CON RACCORDO MASCHIO PN6**

- FLANGE WITH SPIGOT PN6
- FLANSCHADAPTER / AUSSEN PN6
- BRIDE DE RACCORD / MALE PN6
- BRIDA ADAPTADOR / MACHO PN6

PN 6**MATERIAL:** AISI 316L - 1.4404



CODE	DN	D1 mm	L mm	L1 mm	D2 mm	D3 mm	D4 mm	Holes Nr.			€
821040006	40	42	70	14	100	14	130	4	1,301	1	112,07
821050006	50	53	78,5	14	110	14	140	4	1,475	1	136,30
821065006	65	73	97,5	14	130	14	160	4	1,897	1	167,33
821080006	80	88,9	105	16	150	18	190	4	2,979	1	235,74
821100006	100	102	115	16	170	18	210	4	3,497	1	268,32
821125006	125	133	116	10	200	18	240	8	2,792	1	453,34
821150006	150	159	122	10	225	18	265	8	3,245	1	538,81

**821/PN16****FLANGIA CON RACCORDO MASCHIO**

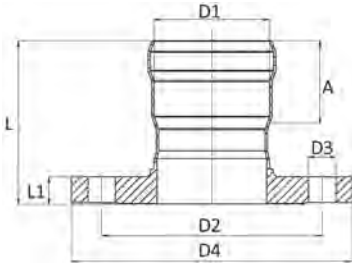
- FLANGE WITH SPIGOT
- FLANSCHADAPTER / AUSSEN
- BRIDE DE RACCORD / MALE
- BRIDA ADAPTADOR / MACHO

PN 16**MATERIAL:** AISI 316L - 1.4404

B 100 102

CODE	DN	D1 mm	L mm	L1 mm	D2 mm	D3 mm	D4 mm	Holes Nr.			€
821040010	40	42	72	16	110	18	150	4	1,968	1	139,59
821050010	50	53	82,5	18	125	18	165	4	2,650	1	177,33
821065010	65	73	101,5	18	145	18	185	4	3,270	1	202,99
821080010	80	88,9	109	20	160	18	200	8	3,995	1	240,36
821100010	100	102	119	20	180	18	220	8	4,670	1	302,26
821125010	125	133	118	12	210	18	250	8	3,625	1	460,89
821150010	150	159	125	12	240	22	285	8	4,482	1	554,03

B 100 102



822/PN6

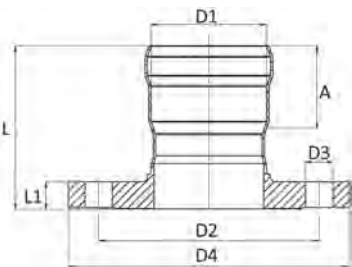
FLANGIA CON RACCORDO FEMMINA PN6

- FLANGE WITH SOCKET PN6
- FLANSCHADAPTER / INNEN PN6
- BRIDE DE RACCORD / FEMELLE PN6
- BRIDA ADAPTADOR / HEMBRA PN6

MATERIAL: AISI 316L - 1.4404
GASKET: EPDM cod. 826/GV (Ø 40 ÷ 65)
 EPDM cod. 826/G (Ø 80 ÷ 150)
NORM: EN 1124-3

PN 6

CODE	DN	D1 mm	A mm	L mm	L1 mm	D2 mm	D3 mm	D4 mm	Holes Nr.	kg	€
822040006	40	42	30	67	14	100	14	130	4	1,304	124,53
822050006	50	53	38	75	14	110	14	140	4	1,477	157,31
822065006	65	73	55	104	14	130	14	160	4	1,931	202,09
822080006	80	88,9	60	100	16	150	18	190	4	2,986	277,47
822100006	100	102	70	125	16	170	18	210	4	3,563	355,44
822125006	125	133	75	112	10	200	18	240	8	2,815	395,39
822150006	150	159	80	117,5	10	225	18	265	8	3,270	460,60



822/PN16

FLANGIA CON RACCORDO FEMMINA

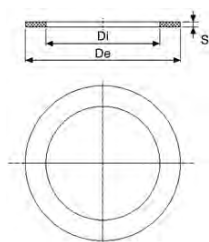
- FLANGE WITH SOCKET
- FLANSCHADAPTER / INNEN
- BRIDE DE RACCORD / FEMELLE
- BRIDA ADAPTADOR / HEMBRA

MATERIAL: AISI 316L - 1.4404
GASKET: EPDM cod. 826/GV (Ø 40 ÷ 65)
 EPDM cod. 826/G (Ø 80 ÷ 150)
NORM: EN 1124-3

PN 16



CODE	DN	D1 mm	A mm	L mm	L1 mm	D2 mm	D3 mm	D4 mm	Holes Nr.	kg	€
822040010	40	42	30	69	16	110	18	150	4	1,972	161,29
822050010	50	53	38	79	18	125	18	165	4	2,653	180,21
822065010	65	73	55	108	18	145	18	185	4	3,301	213,87
822080010	80	88,9	60	104	20	160	18	200	8	4,000	246,26
822100010	100	102	70	129	20	180	18	220	8	4,736	381,77
822125010	125	133	75	114	12	210	18	250	8	3,648	433,26
822150010	150	159	80	119,5	12	240	22	285	8	4,504	495,35

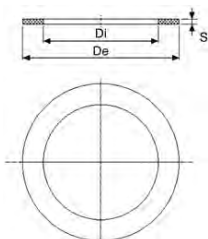
B 100 102

**434/PN 6****R 30 30****GUARNIZIONE ECOLOGICA PER FLANGE**

- GASKET FOR FLANGE
- FLANSCHDICHTUNG
- JOINT POUR BRIDE
- JUNTA ECOLÓGICA PARA BRIDA



PN 6
MATERIAL: Sesalit Eco
NORM: EN 1092-1

CODE	DN	De mm	Di mm	S mm			€
434040006	40 - [1"1/2]	85	45	2	14	10	2,71
434050006	50 - [2"]	95	57	2	15	10	4,14
434065006	65 - [2"1/2]	115	76	2	19	10	5,69
434080006	80 - [3"]	132	89	2	26	10	6,74
434100006	100 - [4"]	152	108	2	29	10	7,98
434125006	125 - [5"]	182	133	2	41	10	11,09
434150006	150 - [6"]	207	160	2	38	10	12,63

**434/PN 10-16****R 30 30****GUARNIZIONE ECOLOGICA PER FLANGE**

- GASKET FOR FLANGE
- FLANSCHDICHTUNG
- JOINT POUR BRIDE
- JUNTA ECOLÓGICA PARA BRIDA

PN 10/16
MATERIAL: Sesalit Eco
NORM: EN 1092-1

CODE	DN	De mm	Di mm	S mm			€
434040000	40 - [1"1/2]	92	45	2	17	10	2,71
434050000	50 - [2"]	108	57	2	22	10	4,09
434065000	65 - [2"1/2]	127	76	2	27	10	5,65
434080000	80 - [3"]	142	89	2	30	10	6,68
434100000	100 - [4"]	162	108	2	38	10	7,67
434125000	125 - [5"]	192	140	2	44	10	10,78
434150000	150 - [6"]	218	169	2	55	10	12,30

Sesalit ECO: fibre organiche e sintetiche legate con gomma NBR/SBR esente amianto

IMPIEGHI: Acqua calda e fredda, olii vegetali ed animali, aria, alcuni carburanti (no GAS)
LIMITI DI TEMPERATURA ORIENTATIVI

Temperatura massima per brevi esposizioni: 180°-200° C

Temperatura massima di esercizio continuo per fluidi non aggressivi: 140° C

Temperatura massima di esercizio continuo con vapore: 110° C

OMOLOGAZIONI: acqua potabile WRAS n° 1605525

Sesalit ECO: organic and synthetic fibers bonded with NBR/SBR asbestos-free

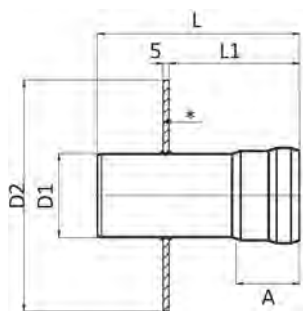
USES: hot and cold water, vegetable and animal oils, air, some fuels (no GAS)
GUIDELINE TEMPERATURE LIMITS

Maximum temperature for short exposure: 180°-200° C

Maximum operating temperature for continuous non-aggressive fluids: 140° C

Maximum temperature for continuous operation with steam: 110° C

APPROVAL: potable water WRAS n° 1605525

B 100 102


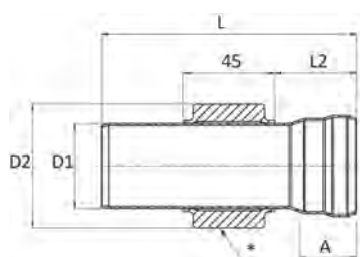
823/F1

PASSAGGIO STAGNO F1

- DECK / BULKHEAD PENETRATION F1
- WANDDURCHFÜHRUNG F1
- PASSAGE ÉTANCHE F1
- PASAJE ESTAÑO F1

MATERIAL: AISI 316L – 1.4404
NOTE: [*] S235JR (Fe 360) verniciato - painted - bemalt - peint - pintado
GASKET: EPDM cod. 826/GV (Ø 40 ÷ 65)
 EPDM cod. 826/G (Ø 80 ÷ 150)
NORM: EN 1124-3

CODE	DN	D1 mm	L mm	L1 mm	D2 mm	A mm	kg		€
823040000	40	42	161	93	200	30	1,345	1	105,11
823050000	50	53	202	118	200	38	1,410	1	108,38
823065000	65	73	279	165	200	55	1,470	1	136,64
823080000	80	88,9	332	194	200	60	1,510	1	156,22
823100000	100	102	381	223	200	70	2,130	1	174,13
823125000	125	133	479	275	250	75	3,775	1	247,53
823150000	150	159	562	319	250	80	4,511	1	290,38

B 100 102


823/M1

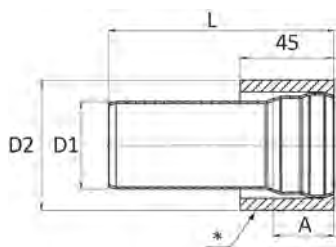
PASSAGGIO STAGNO M1

- DECK / BULKHEAD PENETRATION M1
- WANDDURCHFÜHRUNG M1
- PASSAGE ÉTANCHE M1
- PASAJE ESTAÑO M1

MATERIAL: AISI 316L – 1.4404
NOTE: [*] S235JR (Fe 360) verniciato - painted - bemalt - peint - pintado
GASKET: EPDM cod. 826/GV (Ø 40 ÷ 65)
 EPDM cod. 826/G (Ø 80 ÷ 150)
NORM: EN 1124-3



CODE	DN	D1 mm	L mm	L2 mm	D2 mm	A mm	kg		€
823040001	40	42	125	40	61	30	0,533	1	75,71
823050001	50	53	145	50	70	38	0,612	1	88,29
823065001	65	73	175	65	88,9	55	0,926	1	120,59
823080001	80	88,9	185	70	110	60	1,394	1	141,23
823100001	100	102	205	80	121	70	1,501	1	152,22
823125001	125	133	215	85	150	75	1,979	1	189,83
823150001	150	159	225	90	178	80	2,613	1	282,02

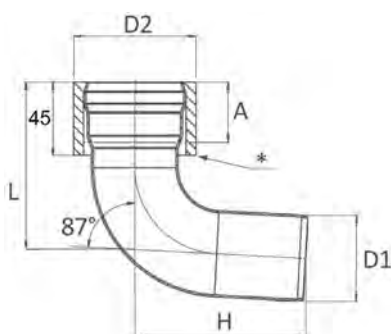
B 100 102

**823/M2****PASSAGGIO STAGNO M2**

- DECK / BULKHEAD PENETRATION M2
- WANDDURCHFÜHRUNG M2
- PASSAGE ÉTANCHE M2
- PASAJE ESTAÑO M2



MATERIAL: AISI 316L - 1.4404**NOTE:** (*) S235JR (Fe 360) verniciato - painted - bemalt - peint - pintado**GASKET:** EPDM cod. 826/GV (Ø 40 ÷ 65)
EPDM cod. 826/G (Ø 80 ÷ 150)**NORM:** EN 1124-3

CODE	DN	D1 mm	L mm	D2 mm	A mm			€
823040002	40	42	108	62,5	30	0,485	1	60,90
823050002	50	53	125	75	38	0,645	1	63,10
823065002	65	73	155	101	55	1,180	1	88,40
823080002	80	88,9	178	113,5	60	1,200	1	109,21
823100002	100	102	198	133	70	1,760	1	136,81
823125002	125	133	245	168	75	2,773	1	172,49
823150002	150	159	284	193	80	3,116	1	240,23

**823/M3****PASSAGGIO STAGNO M3**

- DECK / BULKHEAD PENETRATION M3
- WANDDURCHFÜHRUNG M3
- PASSAGE ÉTANCHE M3
- PASAJE ESTAÑO M3

MATERIAL: AISI 316L - 1.4404**NOTE:** (*) S235JR (Fe 360) verniciato - painted - bemalt - peint - pintado**GASKET:** EPDM cod. 826/GV (Ø 40 ÷ 65)
EPDM cod. 826/G (Ø 80 ÷ 100)**NORM:** EN 1124-3

CODE	DN	D1 mm	L mm	D2 mm	H mm	A mm			€
823040003	40	42	85	62,5	88	30	0,564	1	63,89
823050003	50	53	103	75	106	38	0,771	1	87,48
823065003	65	73	138	101	142	55	1,510	1	140,28
823080003	80	88,9	157	113,5	162	60	1,485	1	175,73
823100003	100	102	180	133	186	70	2,365	1	251,06

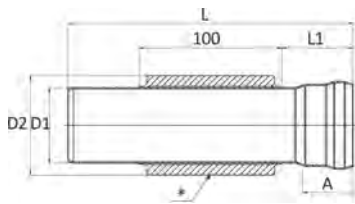
B 100 102

823/M4

PASSAGGIO STAGNO M4

- DECK / BULKHEAD PENETRATION M4
- WANDDURCHFÜHRUNG M4
- PASSAGE ÉTANCHE M4
- PASAJE ESTAÑO M4

MATERIAL: AISI 316L – 1.4404
NOTE: [*] S235JR (Fe 360) verniciato - painted - bemalt - peint - pintado
GASKET: EPDM cod. 826/GV (Ø 40 ÷ 65)
 EPDM cod. 826/G (Ø 80 ÷ 150)
NORM: EN 1124-3



CODE	DN	D1 mm	L mm	L1 mm	D2 mm	A mm	kg	€
823040004	40	42	180	40	61	30	1,195	102,07
823050004	50	53	200	50	70	38	1,320	144,27
823065004	65	73	230	65	88,9	55	1,820	155,46
823080004	80	88,9	240	70	110	60	2,835	177,24
823100004	100	102	260	80	121	70	2,895	208,88
823125004	125	133	270	85	150	75	3,462	261,05
823150004	150	159	280	90	178	80	4,675	361,43

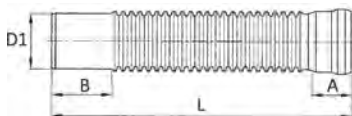
B 100 102

824/G

FLESSIBILE PER SCARICHI / GRAVITÀ

- FLEXIBLE PIPE FOR DRAINS / GRAVITY
- FLEXIBEL ROHR / SCHWERKRAFT
- TUYAU FLEXIBLE / GRAVITÉ
- TUBO FLEXIBLE / GRAVITACIÓN

MATERIAL: AISI 316L – 1.4404
GASKET: EPDM cod. 826/GV (Ø 50)
NORM: EN 1124-3



CODE	DN	D1 mm	A mm	L mm	B mm	kg	€
8240500600	50	53	38	600	55	0,780	391,39
8240500750	50	53	38	750	55	0,960	430,81
8240501000	50	53	38	1000	55	1,260	481,39
8240501250	50	53	38	1250	55	1,550	532,76

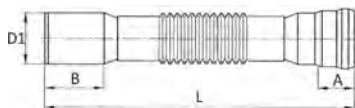
B 100 102

824/V

FLESSIBILE PER SCARICHI / VUOTO

- FLEXIBLE PIPE FOR DRAINS / VACUUM
- FLEXIBEL ROHR / VAKUUM
- TUYAU FLEXIBLE / VIDE
- TUBO FLEXIBLE / VACÍO

MATERIAL: AISI 316L – 1.4404
GASKET: EPDM cod. 826/GV (Ø 50)
NORM: EN 1124-3





CODE	DN	D1 mm	A mm	L mm	B mm	kg	€
8240501100	50	53	38	1100	62	1,936	607,43
8240501500	50	53	38	1500	62	2,576	703,11
8240502000	50	53	38	2000	62	3,446	824,60
8240502500	50	53	38	2500	62	4,308	908,91

B 100 102

825/01**POZZETTO CON FLANGIA / ATTACCO ORIZZONTALE**

- SCUPPER WITH FLANGE / HORIZONTAL OUTLET
- BODENABLAUF MIT FLANSCH / HORIZONTAL ABGANG
- BONDE AVEC BRIDE / LATÉRAL
- DESAGÜE CON BRIDA / LATERAL

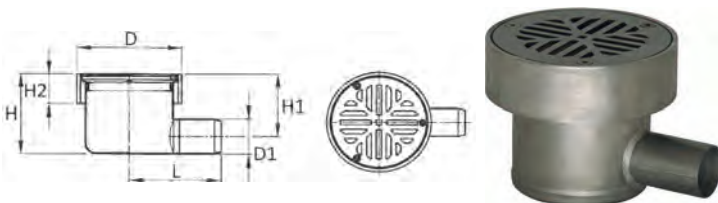
MATERIAL: AISI 316L - 1.4404**NOTE:** Senza sifone - Without siphon - Ohne Syphon - Sans siphon - Sin sifón



CODE	DN	D1 mm	L mm	H mm	H1 mm	D mm	D2 mm			€
825040011	40	42	115	134,5	111,5	138	200	3,280	1	464,56
825050011	50	53	115	134,5	111,5	138	200	3,300	1	470,54
825065011	65	73	142,5	134,5	99	138	200	3,420	1	477,49

B 100 102

825/02**POZZETTO A SALDARE / ATTACCO ORIZZONTALE**

- SCUPPER TO WELD / HORIZONTAL OUTLET
- BODENABLAUF ZU SCHWEISSEN / HORIZONTAL ABGANG
- BONDE À SOUDER / LATÉRAL
- DESAGÜE PARA SOLDAR / LATERAL

MATERIAL: AISI 316L - 1.4404**NOTE:** Senza sifone - Without siphon - Ohne Syphon - Sans siphon - Sin sifón



CODE	DN	D1 mm	L mm	H mm	H1 mm	H2 mm	D mm			€
825040022	40	42	115	134,5	111,5	45	150	2,350	1	371,39
825050022	50	53	115	134,5	111,5	45	150	2,380	1	376,04
825065022	65	73	142,5	134,5	99	45	150	2,500	1	381,99
825100022	100	102	157,5	153,5	102,5	45	150	2,830	1	480,99

B 100 102

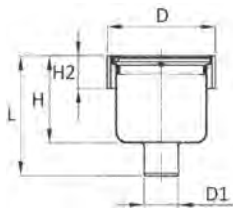
825/03**POZZETTO CON FLANGIA / ATTACCO VERTICALE**

- SCUPPER WITH FLANGE / VERTICAL OUTLET
- BODENABLAUF MIT FLANSCH / VERTIKAL ABGANG
- BONDE AVEC BRIDE / VERTICAL
- DESAGÜE CON BRIDA / VERTICAL

MATERIAL: AISI 316L - 1.4404**NOTE:** Senza sifone - Without siphon - Ohne Syphon - Sans siphon - Sin sifón

CODE	DN	D1 mm	L mm	H mm	D mm	D2 mm			€
825040033	40	42	189,5	134,5	138	200	3,270	1	464,56
825050033	50	53	189,5	134,5	138	200	3,270	1	470,54
825065033	65	73	208,5	134,5	138	200	3,380	1	477,49

B 100 102



825/04

POZZETTO A SALDARE / ATTACCO VERTICALE

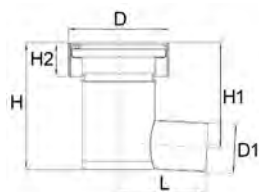
- SCUPPER TO WELD / VERTICAL OUTLET
- BODENABLAUF ZU SCHWEISSEN / VERTIKAL ABGANG
- BONDE À SOUDER / VERTICAL
- DESAGÜE PARA SOLDAR / VERTICAL

MATERIAL: AISI 316L - 1.4404

NOTE: Senza sifone - Without siphon - Ohne Syphon - Sans siphon - Sin sifón

CODE	DN	D1 mm	L mm	H mm	H2 mm	D mm	kg		€
825040044	40	42	189,5	134,5	45	150	2,340	1	371,39
825050044	50	53	189,5	134,5	45	150	2,370	1	376,04
825065044	65	73	208,5	134,5	45	150	2,460	1	381,99
825100044	100	102	223,5	134,5	45	150	2,480	1	480,99

B 100 102



825/05

POZZETTO A SALDARE / ATTACCO ORIZZONTALE / LUNGO

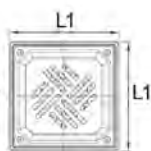
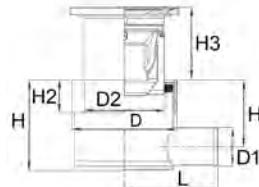
- SCUPPER TO WELD / HORIZONTAL OUTLET / LONG
- BODENABLAUF ZU SCHWEISSEN / HORIZONTAL ABGANG / LANG
- BONDE À SOUDER / LATÉRAL / LONG
- DESAGÜE PARA SOLDAR / LATERAL / LARGO

MATERIAL: AISI 316L - 1.4404

NOTE: Senza sifone - Without siphon - Ohne Syphon - Sans siphon - Sin sifón

CODE	DN	D1 mm	L mm	H mm	H1 mm	H2 mm	D mm	kg		€
825040055	40	42	128,5	187	169,5	50	150	2,006	1	561,22
825050055	50	53	129	187	164	50	150	2,032	1	587,88
825065055	65	73	129,5	187	154	50	150	2,074	1	656,95
825100055	100	102	157	187	141	50	150	2,246	1	810,39

B 100 102



825/06 Q

POZZETTO A SALDARE / ATTACCO ORIZZONTALE / TELESCOPICO / QUADRO

- SCUPPER TO WELD / HORIZONTAL OUTLET / TELESCOPIC / SQUARE
- BODENABLAUF ZU SCHWEISSEN / HORIZONTAL ABGANG / TELESKOPISCH / QUADRAT
- BONDE À SOUDER / LATÉRAL / TÉLESCOPIQUE / CARRÉ
- DESAGÜE PARA SOLDAR / LATERAL / TELESCÓPICO / CUADRADO

MATERIAL: AISI 316L - 1.4404

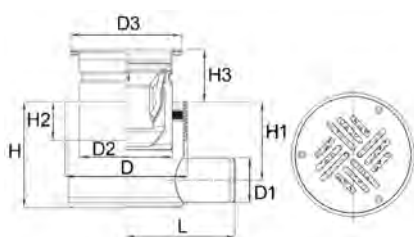
NOTE: Con sifone - With siphon - Mit Syphon - Avec siphon - Con sifón

CODE	DN	D1 mm	L mm	L1 mm	H mm	H1 mm	H2 mm	H3 mm	D mm	D2 mm	kg		€
825040066Q	40	42	128,5	150	124,5	92	45	20-100	145	110	2,946	1	1243,14
825050066Q	50	53	128,5	150	124,5	92	45	20-100	145	110	2,942	1	1259,08
825065066Q	65	73	140	150	124,5	88	45	20-100	145	110	2,992	1	1306,98

B 100 102

825/06 C**POZZETTO A SALDARE / ATTACCO ORIZZONTALE / TELESCOPICO / ROTONDO**

- SCUPPER TO WELD / HORIZONTAL OUTLET / TELESCOPIC / ROUND
- BODENABLAUF ZU SCHWEISSEN / HORIZONTAL ABGANG / TELESKOPISCH / RUNDE
- BONDE À SOUDER / LATÉRAL / TÉLESCOPIQUE / ROND
- DESAGÜE PARA SOLDAR / LATERAL / TELESCÓPICO / REDONDO

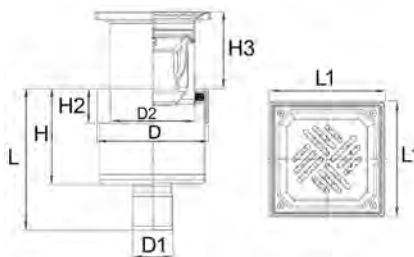
MATERIAL: AISI 316L - 1.4404**NOTE:** Con sifone - With siphon - Mit Syphon - Avec siphon - Con sifón

CODE	DN	D1 mm	L mm	H mm	H1 mm	H2 mm	H3 mm	D mm	D2 mm	D3 mm	kg	€
825040066C	40	42	128,5	124,5	92	45	25-90	145	110	136	2,782	1243,14
825050066C	50	53	128,5	124,5	92	45	25-90	145	110	136	2,838	1259,08
825065066C	65	73	140	124,5	88	45	25-90	145	110	136	2,865	1306,98

B 100 102

825/07 Q**POZZETTO A SALDARE / ATTACCO VERTICALE / TELESCOPICO / QUADRO**

- SCUPPER TO WELD / VERTICAL OUTLET / TELESCOPIC / SQUARE
- BODENABLAUF ZU SCHWEISSEN / VERTIKAL ABGANG / TELESKOPISCH / QUADRAT
- BONDE À SOUDER / VERTICAL / TÉLESCOPIQUE / CARRÉ
- DESAGÜE PARA SOLDAR / VERTICAL / TELESCÓPICO / CUADRADO

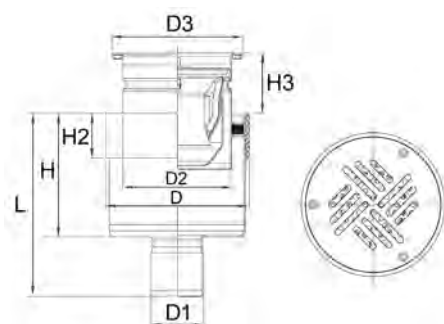
MATERIAL: AISI 316L - 1.4404**NOTE:** Con sifone - With siphon - Mit Syphon - Avec siphon - Con sifón

CODE	DN	D1 mm	L mm	L1 mm	H mm	H2 mm	H3 mm	D mm	D2 mm	kg	€
825040077Q	40	42	184,5	150	124,5	45	20-100	145	110	2,904	1179,27
825050077Q	50	53	184,5	150	124,5	45	20-100	145	110	2,950	1199,22
825065077Q	65	73	198,5	150	124,5	45	20-100	145	110	2,980	1243,14

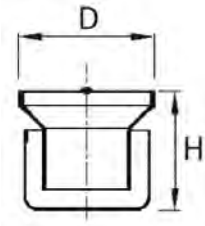
B 100 102

825/07 C**POZZETTO A SALDARE / ATTACCO VERTICALE / TELESCOPICO / ROTONDO**

- SCUPPER TO WELD / VERTICAL OUTLET / TELESCOPIC / ROUND
- BODENABLAUF ZU SCHWEISSEN / VERTIKAL ABGANG / TELESKOPISCH / RUNDE
- BONDE À SOUDER / VERTICAL / TÉLESCOPIQUE / ROND
- DESAGÜE PARA SOLDAR / VERTICAL / TELESCÓPICO / REDONDO

MATERIAL: AISI 316L - 1.4404**NOTE:** Con sifone - With siphon - Mit Syphon - Avec siphon - Con sifón

CODE	DN	D1 mm	L mm	H mm	H2 mm	H3 mm	D mm	D2 mm	D3 mm	kg	€
825040077C	40	42	184,5	124,5	45	25-90	145	110	136	2,817	1179,27
825050077C	50	53	184,5	124,5	45	25-90	145	110	136	2,798	1199,22
825065077C	65	73	198,5	124,5	45	25-90	145	110	136	2,848	1243,14

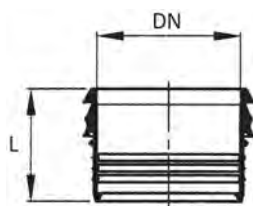

820/P
B 100 102
SIFONE PER POZZETTO DI SCARICO

- SIPHON FOR SCUPPER DRAIN
- SIPHON FÜR BODENABLAUF
- SIPHON POUR BONDE
- SIFÓN PARA DESAGÜE

MATERIAL: AISI 316L – 1.4404



NOTE: per / for / für / pour / para 825/01÷04

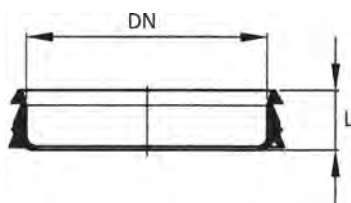
CODE	D mm	H mm	kg		€
82000000	106	96	0,365	1	125,35

**826/GV****B 100 102****ANELLO DI TENUTA / GRAVITÀ + VUOTO**

- SEAL / GRAVITY + VACUUM
- DICHTUNG / SCHWERKRAFT + VAKUUM
- JOINT / GRAVITÉ + VIDE
- GUARNICIÓN / GRAVITACIÓN + VACÍO



MATERIAL: gomma / rubber EPDM

CODE	DN	L mm			€
826040000	40	34,5	0,010	1	2,22
826050000	50	42,5	0,018	1	2,69
826065000	65	59,5	0,035	1	4,42

**826/G****B 100 102****ANELLO DI TENUTA**

- SEAL
- DICHTUNG
- JOINT
- GUARNICIÓN

MATERIAL: gomma / rubber EPDM

CODE		DN	L mm			€
826040001	*	40	15	0,007	1	1,88
826050001	*	50	18	0,012	1	2,32
826065001	*	65	21	0,020	1	3,31
826080001	**	80	22,5	0,029	1	3,34
826100001	**	100	27	0,051	1	3,65
826125001	**	125	29,5	0,080	1	5,71
826150001	**	150	36	0,138	1	7,54

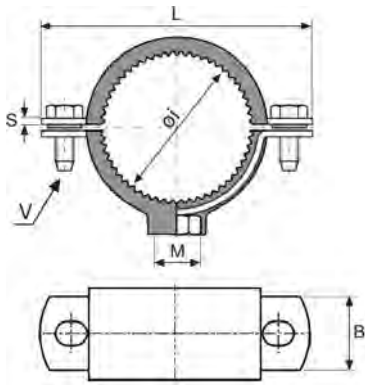
[*] gravità / gravity / Schwerkraft / gravité / gravitación

[**] gravità + test a vuoto fino a -0,97 bar / gravity + vacuum tested up to -0,97 bar / Schwerkraft + Vakuumgeprüft bis -0,97 bar / gravité + testé sous vide à -0,97 bar / gravitación + prueba de vacío a -0,97 bar

**826/L****B 100 102****TUBETTO LUBRIFICANTE 150 GR**

- LUBRICANT 150 GR
- SCHMIERSTOFF 150 GR
- LUBRIFIANT 150 GR
- LUBRICANTE 150 GR

CODE				€
826000002	0,150	1	24	5,81

A 50 50

 Conforme a
 Conform to
 Entsprechend
 Correspondant
 Conforme a la

DIN 4109
156/G
COLLARE CON GOMMA

- CLAMP WITH RUBBER
- ROHRSCHELLE MIT GUMMIEINLAGE
- COLLIER DE FIXATION GARNITURE ISOPHONIQUE
- ABRAZADERA ISOFÓNICA

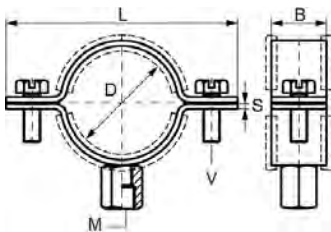
MATERIAL: AISI 304 - 1.4301

VULCANIZED RUBBER: EPDM [-20° C/+120° C]
 durezza/hardness 55 Shore

NOTE: dado saldato con puntatura elettrica
 spot welded nut

CODE	Øi Drain mm	M	V mm	B mm	L mm	S mm				€
156114304G	42	M 8	M 6 x 20	20	85	2,5	120	1	50*	15,09
156112304G	53	M 8	M 6 x 25	20	97	2,5	142	1	50*	16,45
156212304G	73	M 10	M 6 x 25	30	128	2,5	308	1	10*	24,98
156300304G	88,9	M 10	M 6 x 25	30	148	2,5	346	1	10*	27,07

(*) unità minima di vendita / minimum selling quantity

A 50 51

156/G
COLLARE CON GOMMA

- CLAMP WITH RUBBER
- ROHRSCHELLE MIT GUMMIEINLAGE
- COLLIER DE FIXATION GARNITURE ISOPHONIQUE
- ABRAZADERA ISOFÓNICA

MATERIAL: AISI 316 - 1.4401

VULCANIZED RUBBER: EPDM [-20° C/+120° C]

NOTE: dado saldato con puntatura elettrica
 spot welded nut

CODE	Øi Drain mm	DN inch	M	V mm	B mm	L mm	S mm			€
156312316G	102	3"1/2	M 8 / 10	M 6 x 20	20	165	2	189	10*	22,60
156500316G **	133	5"	M 10	M 6 x 25	20	179	2,5	250	10*	28,05
156600316G **	159	6"	M 10	M 8 x 35	25	233	2,5	470	10*	30,75

(*) unità minima di vendita / minimum selling quantity

(**) AISI 316L / 1.4404



Raccordi a saldare e filettati in acciaio inossidabile

STAINLESS STEEL WELDING AND THREADED FITTINGS

SCHWEISS-UND GEWINDEFITTTINGE AUS EDELSTAHL

RACCORDS EN ACIER INOXYDABLE FILETÉS ET À SOUDER

RACORES A SOLDAR Y ROSCAR EN ACERO INOXIDABLE

Certificazioni / Certifications



RACCORDI A SALDARE IN ACCIAIO INOSSIDABILE / STAINLESS STEEL WELDING FITTINGS
 PRODOTTI E COMPONENTI UTILIZZATI A CONTATTO CON ACQUA POTABILE /
 PRODUCT AND ELEMENTS IN CONTACT WITH DRINKING WATER

ICIM-CAP-009671-00



STAINLESS STEEL WELD FITTINGS

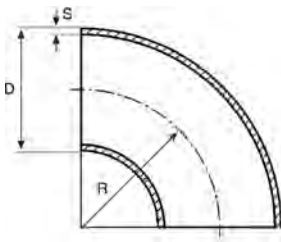
POCC IT.AM05.H05079

FOCUS ON

ACCIAI INOSSIDABILI / STAINLESS STEEL

Codice / Code ASTM (USA)	EN 10088	
	N°	Name
AISI 304	1.4301	X5CrNi18-10
AISI 316	1.4401 1.4408	X5CrNiMo17-12-2 GX5CrNiMo19-11-2
AISI 304L	1.4307	X2CrNi18-9
AISI 316L	1.4404	X2CrNiMo17-12-2

A 10 11

**700/304L****CURVA 3D 90° DA TUBO SALDATO**

- WELDED ELBOW 3D 90°
- ROHRBOGEN GESCHWEISST BA3 90°
- COURBE 3D 90° À SOUDER
- CODO 3D 90°

MATERIAL: AISI 304L - 1.4307
NORM: EN 10253-3 (DIN 2605)

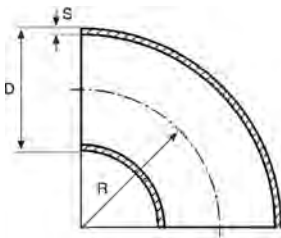
Thickness: 2 mm

CODE	DN inch	DN	D mm	S mm	R mm	Ⓢ	📦	📦	📦	€
700213304	1/2"	15	21,3	2	28	40	10	-	-	7,57
700269304	3/4"	20	26,9	2	29	60	10	-	-	7,72
700337304	1"	25	33,7	2	38	100	10	5400	-	8,77
700424304	1 1/4"	32	42,4	2	48	152	10	2880	-	11,15
700483304	1 1/2"	40	48,3	2	57	215	10	1800	-	12,79
700603304	2"	50	60,3	2	76	350	5	900	-	17,95
700761304	2 1/2"	65	76,1	2	95	560	5	385	-	27,61
700889304	3"	80	88,9	2	114	810	5	350	-	36,91
700101304	3 1/2"	90	101,6	2	133,5	954	4	216	-	55,23
700114304	4"	100	114,3	2	152	1300	4	152	-	55,69
700139304	5"	125	139,7	2	190	2100	1	84	-	116,90
700168304	6"	150	168,3	2	229	2840	1	60	-	148,01
700219304	8"	200	219,1	2	305	5150	1	24	-	272,93

Tolleranze dimensionali / Dimensional tolerances

D = il maggiore tra / the bigger between $\pm 1\% \times D / \pm 0,5 \text{ mm}$ S = $-12,5\% \times S / +20\% \times S$ R = $\pm 2 \text{ mm}$

A 10 11

**700/316L****CURVA 3D 90° DA TUBO SALDATO**

- WELDED ELBOW 3D 90°
- ROHRBOGEN GESCHWEISST BA3 90°
- COURBE 3D 90° À SOUDER
- CODO 3D 90°

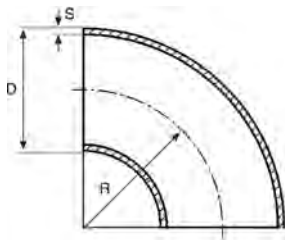
MATERIAL: AISI 316L - 1.4404
NORM: EN 10253-3 (DIN 2605)

Thickness: 2 mm

CODE	DN inch	DN	D mm	S mm	R mm	Ⓢ	📦	📦	📦	€
700213316	1/2"	15	21,3	2	28	40	10	-	-	9,03
700269316	3/4"	20	26,9	2	29	60	10	-	-	10,02
700337316	1"	25	33,7	2	38	100	10	5400	-	11,15
700424316	1 1/4"	32	42,4	2	48	152	10	2880	-	14,02
700483316	1 1/2"	40	48,3	2	57	215	10	1800	-	16,46
700603316	2"	50	60,3	2	76	350	5	900	-	24,31
700761316	2 1/2"	65	76,1	2	95	560	5	385	-	41,42
700889316	3"	80	88,9	2	114	810	5	350	-	50,72
700101316	3 1/2"	90	101,6	2	133,5	954	4	216	-	70,97
700114316	4"	100	114,3	2	152	1300	4	152	-	80,45
700139316	5"	125	139,7	2	190	2100	1	84	-	153,80
700168316	6"	150	168,3	2	229	2840	1	60	-	188,54
700219316	8"	200	219,1	2	305	5150	1	24	-	347,77

Tolleranze dimensionali / Dimensional tolerances

D = il maggiore tra / the bigger between $\pm 1\% \times D / \pm 0,5 \text{ mm}$ S = $-12,5\% \times S / +20\% \times S$ R = $\pm 2 \text{ mm}$

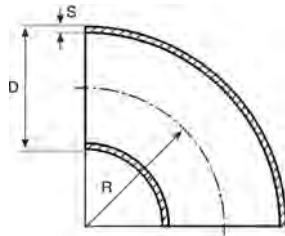
**701/304L****CURVA 3D 90° DA TUBO SALDATO**

- WELDED ELBOW 3D 90°
- ROHRBOGEN GESCHWEISST BA3 90°
- COURBE 3D 90° À SOUDER
- CODO 3D 90°

MATERIAL: AISI 304L - 1.4307**NORM:** EN 10253-3 (DIN 2605)**Thickness: 3 mm**

CODE	DN inch	DN	D mm	S mm	R mm				€
701337304	1"	25	33,7	3	38	140	10	5400	13,75
701424304	1"1/4	32	42,4	3	48	210	10	2880	16,57
701483304	1"1/2	40	48,3	3	57	318	10	1800	17,21
701603304	2"	50	60,3	3	76	500	5	900	24,57
701761304	2"1/2	65	76,1	3	95	640	5	385	35,70
701889304	3"	80	88,9	3	114	1130	5	350	51,55
701101304	3"1/2	90	101,6	3	133,5	1524	4	216	72,57
701114304	4"	100	114,3	3	152	1575	4	152	83,85
701139304	5"	125	139,7	3	190	3135	1	84	151,54
701168304	6"	150	168,3	3	229	4390	1	60	212,91
701219304	8"	200	219,1	3	305	7365	1	24	363,16

Tolleranze dimensionali / Dimensional tolerances

D = il maggiore tra / the bigger between $\pm 1\% \times D / \pm 0,5 \text{ mm}$ S = $-12,5\% \times S / +20\% \times S$ R = $\pm 2 \text{ mm}$ **701/316L****CURVA 3D 90° DA TUBO SALDATO**

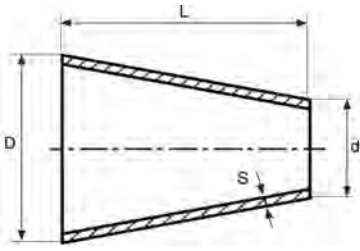
- WELDED ELBOW 3D 90°
- ROHRBOGEN GESCHWEISST BA3 90°
- COURBE 3D 90° À SOUDER
- CODO 3D 90°

MATERIAL: AISI 316L - 1.4404**NORM:** EN 10253-3 (DIN 2605)**Thickness: 3 mm**

CODE	DN inch	DN	D mm	S mm	R mm				€
701337316	1"	25	33,7	3	38	140	10	5400	16,94
701424316	1"1/4	32	42,4	3	48	210	10	2880	20,44
701483316	1"1/2	40	48,3	3	57	318	10	1800	23,83
701603316	2"	50	60,3	3	76	500	5	900	31,74
701761316	2"1/2	65	76,1	3	95	640	5	385	51,43
701889316	3"	80	88,9	3	114	1130	5	350	70,51
701101316	3"1/2	90	101,6	3	133,5	1524	4	216	100,16
701114316	4"	100	114,3	3	152	1575	4	152	112,03
701139316	5"	125	139,7	3	190	3135	1	84	203,20
701168316	6"	150	168,3	3	229	4390	1	60	243,01
701219316	8"	200	219,1	3	305	7365	1	24	457,80

Tolleranze dimensionali / Dimensional tolerances

D = il maggiore tra / the bigger between $\pm 1\% \times D / \pm 0,5 \text{ mm}$ S = $-12,5\% \times S / +20\% \times S$ R = $\pm 2 \text{ mm}$



174/304L



RIDUZIONE CONCENTRICA DA TUBO SALDATO

- CONCENTRIC REDUCTION
- REDUZIERSTÜCK KONZENTRISCH
- RÉDUCTION À SOUDER CONCENTRIQUE
- REDUCCIÓN CONCÉNTRICA

MATERIAL: AISI 304L - 1.4307

NORM: EN 10253-3

Thickness: 2 mm

CODE	DN1	DN2	D mm	d mm	S mm	L mm			€
174269172	20	10	26,9	17,2	2	38	40	10	21,17
174269213	20	15	26,9	21,3	2	38	45	10	15,16
174337172	25	10	33,7	17,2	2	51	65	10	25,43
174337213	25	15	33,7	21,3	2	51	67	10	19,73
174337269	25	20	33,7	26,9	2	51	70	10	11,59
174424213	32	15	42,4	21,3	2	51	75	10	33,12
174424269	32	20	42,4	26,9	2	51	130	10	25,05
174424337	32	25	42,4	33,7	2	51	100	10	13,10
174483213	40	15	48,3	21,3	2	64	110	10	45,86
174483269	40	20	48,3	26,9	2	64	120	10	29,96
174483337	40	25	48,3	33,7	2	64	160	10	23,64
174483424	40	32	48,3	42,4	2	64	110	10	14,85
174603213	50	15	60,3	21,3	2	76	195	5	70,47
174603269	50	20	60,3	26,9	2	76	350	5	56,41
174603337	50	25	60,3	33,7	2	76	330	5	31,72
174603424	50	32	60,3	42,4	2	76	260	5	26,78
174603483	50	40	60,3	48,3	2	76	210	5	17,79
174761269	65	20	76,1	26,9	2	89	225	1	92,69
174761337	65	25	76,1	33,7	2	89	240	1	66,32
174761424	65	32	76,1	42,4	2	89	500	1	43,05
174761483	65	40	76,1	48,3	2	89	450	1	36,46
174761603	65	50	76,1	60,3	2	89	340	1	22,88
174889337	80	25	88,9	33,7	2	89	300	1	119,25
174889424	80	32	88,9	42,4	2	89	700	1	92,74
174889483	80	40	88,9	48,3	2	89	750	1	57,27
174889603	80	50	88,9	60,3	2	89	590	1	51,69
174889761	80	65	88,9	76,1	2	89	390	1	27,70
174114337	100	25	114,3	33,7	2	102	423	1	169,93
174114424	100	32	114,3	42,4	2	102	420	1	126,23
174114483	100	40	114,3	48,3	2	102	450	1	86,18
174114603	100	50	114,3	60,3	2	102	1460	1	75,18
174114761	100	65	114,3	76,1	2	102	1170	1	59,61
174114889	100	80	114,3	88,9	2	102	920	1	50,99
174139603	125	50	139,7	60,3	2	127	660	1	157,87
174139761	125	65	139,7	76,1	2	127	650	1	132,50
174139889	125	80	139,7	88,9	2	127	2100	1	116,61
174139101	125	90	139,7	101,6	2	127	1730	1	105,71

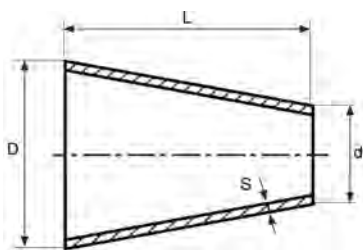
Tolleranze dimensionali / Dimensional tolerances

S = -12,5% x S / +20 % x S

D = il maggiore tra / the bigger between ± 1% x D / ± 0,5 mm



L = +/- 2 mm ø 17,2÷219,1 mm (1/2"÷8")

L = +/- 3 mm ø 273 mm (10")

**174/304L****RIDUZIONE CONCENTRICA DA TUBO SALDATO**

- CONCENTRIC REDUCTION
- REDUZIERSTÜCK KONZENTRISCH
- RÉDUCTION À SOUDER CONCENTRIQUE
- REDUCCIÓN CONCÉNTRICA

MATERIAL: AISI 304L - 1.4307**NORM:** EN 10253-3**Thickness: 2 mm**

CODE	DN1	DN2	D mm	d mm	S mm	L mm	 g		€
174139114	125	100	139,7	114,3	2	127	1190	1	105,71
174168603	150	50	168,3	60,3	2	140	900	1	198,74
174168761	150	65	168,3	76,1	2	140	910	1	172,30
174168889	150	80	168,3	88,9	2	140	3590	1	159,01
174168114	150	100	168,3	114,3	2	140	2630	1	135,26
174168139	150	125	168,3	139,7	2	140	1780	1	104,95
174219889	200	80	219,1	88,9	2	152	1350	1	308,21
174219114	200	100	219,1	114,3	2	152	1350	1	251,67
174219139	200	125	219,1	139,7	2	152	5320	1	159,01
174219168	200	150	219,1	168,3	2	152	4100	1	145,72
174273139	250	125	273	139,7	2	178	2000	1	430,54
174273168	250	150	273	168,3	2	178	2050	1	390,80
174273219	250	200	273	219,1	2	178	2200	1	299,81

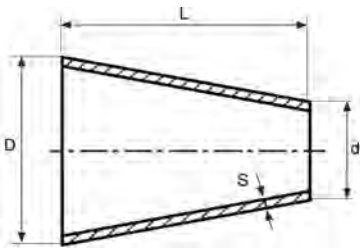
Tolleranze dimensionali / Dimensional tolerances

S = -12,5% x S / +20 % x S

D = il maggiore tra / the bigger between ± 1% x D / ± 0,5 mm

L = +/- 2 mm ø 17,2÷219,1 mm (1/2"÷8")

L = +/- 3 mm ø 273 mm (10")



176/316L



RIDUZIONE CONCENTRICA DA TUBO SALDATO

- CONCENTRIC REDUCTION
- REDUZIERSTÜCK KONZENTRISCH
- RÉDUCTION À SOUDER CONCENTRIQUE
- REDUCCIÓN CONCÉNTRICA

MATERIAL: AISI 316L - 1.4404

NORM: EN 10253-3

Thickness: 2 mm

CODE	DN1	DN2	D mm	d mm	S mm	L mm			€
176269172	20	10	26,9	17,2	2	38	40	10	27,24
176269213	20	15	26,9	21,3	2	38	45	10	18,72
176337172	25	10	33,7	17,2	2	51	65	10	31,46
176337213	25	15	33,7	21,3	2	51	67	10	25,08
176337269	25	20	33,7	26,9	2	51	70	10	14,42
176424213	32	15	42,4	21,3	2	51	75	10	41,50
176424269	32	20	42,4	26,9	2	51	130	10	30,81
176424337	32	25	42,4	33,7	2	51	100	10	16,05
176483213	40	15	48,3	21,3	2	64	110	10	57,22
176483269	40	20	48,3	26,9	2	64	120	10	37,22
176483337	40	25	48,3	33,7	2	64	160	10	30,18
176483424	40	32	48,3	42,4	2	64	110	10	17,73
176603213	50	15	60,3	21,3	2	76	195	5	90,92
176603269	50	20	60,3	26,9	2	76	350	5	70,10
176603337	50	25	60,3	33,7	2	76	330	5	40,45
176603424	50	32	60,3	42,4	2	76	260	5	34,57
176603483	50	40	60,3	48,3	2	76	210	5	23,52
176761269	65	20	76,1	26,9	2	89	225	1	120,16
176761337	65	25	76,1	33,7	2	89	240	1	85,78
176761424	65	32	76,1	42,4	2	89	500	1	57,42
176761483	65	40	76,1	48,3	2	89	450	1	48,70
176761603	65	50	76,1	60,3	2	89	340	1	31,66
176889337	80	25	88,9	33,7	2	89	300	1	154,50
176889424	80	32	88,9	42,4	2	89	700	1	120,17
176889483	80	40	88,9	48,3	2	89	750	1	74,42
176889603	80	50	88,9	60,3	2	89	590	1	67,28
176889761	80	65	88,9	76,1	2	89	390	1	37,98
176114337	100	25	114,3	33,7	2	102	423	1	223,20
176114424	100	32	114,3	42,4	2	102	420	1	163,10
176114483	100	40	114,3	48,3	2	102	450	1	111,61
176114603	100	50	114,3	60,3	2	102	1460	1	97,27
176114761	100	65	114,3	76,1	2	102	1170	1	79,51
176114889	100	80	114,3	88,9	2	102	920	1	61,14
176139603	125	50	139,7	60,3	2	127	660	1	205,78
176139761	125	65	139,7	76,1	2	127	650	1	171,67
176139889	125	80	139,7	88,9	2	127	2100	1	150,90
176139101	125	90	139,7	101,6	2	127	1730	1	150,90

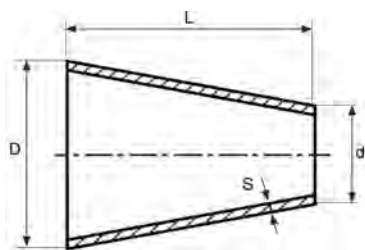
Tolleranze dimensionali / Dimensional tolerances

S = -12,5% x S / +20 % x S

D = il maggiore tra / the bigger between ± 1% x D / ± 0,5 mm



L = +/- 2 mm ø 17,2÷219,1 mm (1/2"÷8")

L = +/- 3 mm ø 273 mm (10")

**176/316L****RIDUZIONE CONCENTRICA DA TUBO SALDATO**

- CONCENTRIC REDUCTION
- REDUZIERSTÜCK KONZENTRISCH
- RÉDUCTION À SOUDER CONCENTRIQUE
- REDUCCIÓN CONCÉNTRICA

MATERIAL: AISI 316L - 1.4404**NORM:** EN 10253-3**Thickness: 2 mm**

CODE	DN1	DN2	D mm	d mm	S mm	L mm			€
176139114	125	100	139,7	114,3	2	127	1190	1	137,33
176168603	150	50	168,3	60,3	2	140	900	1	256,53
176168761	150	65	168,3	76,1	2	140	910	1	223,20
176168889	150	80	168,3	88,9	2	140	3590	1	205,78
176168114	150	100	168,3	114,3	2	140	2630	1	188,86
176168139	150	125	168,3	139,7	2	140	1780	1	133,39
176219889	200	80	219,1	88,9	2	152	1350	1	412,05
176219114	200	100	219,1	114,3	2	152	1350	1	326,23
176219139	200	125	219,1	139,7	2	152	5320	1	211,99
176219168	200	150	219,1	168,3	2	152	4100	1	197,88
176273139	250	125	273	139,7	2	178	2000	1	558,06
176273168	250	150	273	168,3	2	178	2050	1	506,44
176273219	250	200	273	219,1	2	178	2200	1	395,72

Tolleranze dimensionali / Dimensional tolerances

S = -12,5% x S / +20% x S

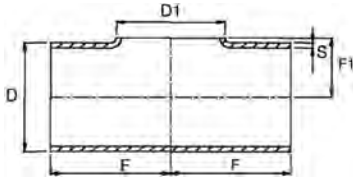
D = il maggiore tra / the bigger between ± 1% x D / ± 0,5 mm

L = +/- 2 mm ø 17,2÷219,1 mm [1/2"÷8"]

L = +/- 3 mm ø 273 mm [10"]

A 10 13

200/304L - R





TEE RIBASSATI

- SHORT TEE
- KÜRZE T-STÜCK
- TÉ À SOUDER COURT
- TE CUELLO CORTO

MATERIAL: AISI 304L - 1.4307
NORM: EN 10253-3

Thickness: 2 mm

CODE	DN	D - D1 mm	S mm	F mm	F1 mm			€
200213004	15 (1/2")	21,3	2	25	12	66	10	15,29
200269004	20 (3/4")	26,9	2	28	15	90	10	15,93
200337004	25 (1")	33,7	2	38	19	146	10	18,07
200424004	32 (1 1/4")	42,4	2	47	23	230	10	22,53
200483004	40 (1 1/2")	48,3	2	57	26	330	10	26,70
200603004	50 (2")	60,3	2	63	33	420	5	29,90
200761004	65 (2 1/2")	76,1	2	76	42	850	5	46,97
200889004	80 (3")	88,9	2	85	48	1050	5	51,79
200114004	100 (4")	114,3	2	105	62	1314	4	94,05

Tolleranze dimensionali / Dimensional tolerances

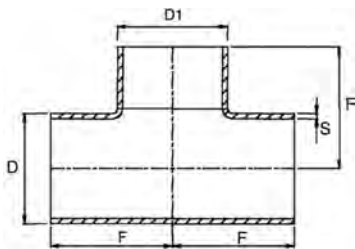
D = il maggiore tra / the bigger between $\pm 1\% \times D / \pm 0,5 \text{ mm}$

F - F1 = $\pm 2 \text{ mm}$

S = $-12,5\% \times S / +20\% \times S$

A 10 13

200/304L - N





TEE NORMALI

- NORMAL TEE
- NORMALE T-STÜCK
- NORMAL TÉ À SOUDER
- TE CUELLO LARGO

MATERIAL: AISI 304L - 1.4307
NORM: EN 10253-3

Thickness: 2 mm

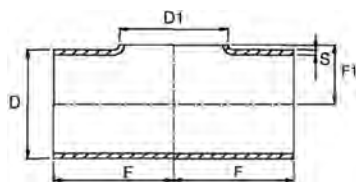
CODE	DN	D - D1 mm	S mm	F mm			€
200213304	15 (1/2")	21,3	2	25	150	10	20,40
200269304	20 (3/4")	26,9	2	28	170	10	21,14
200337304	25 (1")	33,7	2	38	250	10	24,28
200424304	32 (1 1/4")	42,4	2	47	340	10	29,96
200483304	40 (1 1/2")	48,3	2	57	460	5	35,57
200603304	50 (2")	60,3	2	63	550	5	39,93
200761304	65 (2 1/2")	76,1	2	76	990	5	62,70
200889304	80 (3")	88,9	2	85	1290	5	69,12
200114304	100 (4")	114,3	2	105	1850	4	125,40
200139304	125 (5")	139,7	2	124	2060	1	515,34
200168304	150 (6")	168,3	2	143	2980	1	725,27
200219304	200 (8")	219,1	2	178	4330	1	1245,27

Tolleranze dimensionali / Dimensional tolerances

D = il maggiore tra / the bigger between $\pm 1\% \times D / \pm 0,5 \text{ mm}$

F = $\pm 2 \text{ mm}$

S = $-12,5\% \times S / +20\% \times S$



200/316L - R

TEE RIBASSATI

- SHORT TEE
- KÜRZE T-STÜCK
- TÉ À SOUDER COURT
- TE CUELLO CORTO

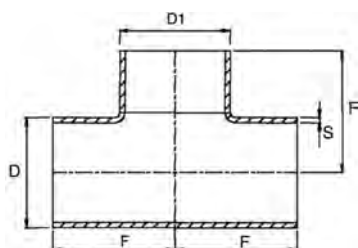
MATERIAL: AISI 316L - 1.4404

NORM: EN 10253-3

Thickness: 2 mm

CODE	DN	D - D1 mm	S mm	F mm	F1 mm	g	kg	€
200213006	15 (1/2")	21,3	2	25	12	66	10	16,33
200269006	20 (3/4")	26,9	2	28	15	90	10	17,45
200337006	25 (1")	33,7	2	38	19	146	10	19,50
200424006	32 (1 1/4")	42,4	2	47	23	230	10	27,57
200483006	40 (1 1/2")	48,3	2	57	26	330	10	32,61
200603006	50 (2")	60,3	2	63	33	420	5	37,85
200761006	65 (2 1/2")	76,1	2	76	42	850	5	58,98
200889006	80 (3")	88,9	2	85	48	1050	5	69,34
200114006	100 (4")	114,3	2	105	62	1314	4	131,19

Tolleranze dimensionali / Dimensional tolerances

D = il maggiore tra / the bigger between $\pm 1\% \times D / \pm 0,5$ mmF - F1 = ± 2 mmS = $-12,5\% \times S / +20\% \times S$ 

200/316L - N

TEE NORMALI

- NORMAL TEE
- NORMALE T-STÜCK
- NORMAL TÉ À SOUDER
- TE CUELLO LARGO

MATERIAL: AISI 316L - 1.4404

NORM: EN 10253-3

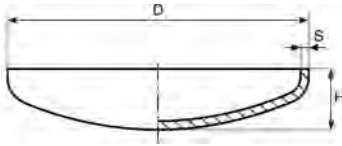
Thickness: 2 mm

CODE	DN	D - D1 mm	S mm	F mm	F1 mm	g	kg	€
200213316	15 (1/2")	21,3	2	25	12	150	10	21,80
200269316	20 (3/4")	26,9	2	28	15	170	10	22,64
200337316	25 (1")	33,7	2	38	19	250	10	25,61
200424316	32 (1 1/4")	42,4	2	47	23	340	10	36,68
200483316	40 (1 1/2")	48,3	2	57	26	460	5	43,43
200603316	50 (2")	60,3	2	63	33	550	5	50,51
200761316	65 (2 1/2")	76,1	2	76	42	990	5	78,63
200889316	80 (3")	88,9	2	85	48	1290	5	90,04
200114316	100 (4")	114,3	2	105	62	1850	4	173,18
200139316	125 (5")	139,7	2	124	76	2060	1	649,44
200168316	150 (6")	168,3	2	143	91	2980	1	904,95
200219316	200 (8")	219,1	2	178	113	4330	1	1559,49

Tolleranze dimensionali / Dimensional tolerances

D = il maggiore tra / the bigger between $\pm 1\% \times D / \pm 0,5$ mmF = ± 2 mmS = $-12,5\% \times S / +20\% \times S$

A 10 14





800/316L

FONDELLO BOMBATO

- CAP
- KLÖPPERBODEN
- FOND BOMBÉ
- CAP

MATERIAL: AISI 316L - 1.4404
NORM: EN 10253-3

Thickness: 2 mm

CODE	DN	DN inch	D mm	S mm	H mm			€
800213316	15	1/2"	21,3	2	15	20	10	7,96
800269316	20	3/4"	26,9	2	14	30	10	7,96
800337316	25	1"	33,7	2	17	50	10	9,41
800424316	32	1"1/4	42,4	2	19	70	10	10,37
800483316	40	1"1/2	48,3	2	20	90	10	11,45
800603316	50	2"	60,3	2	22	150	10	12,70
800761316	65	2"1/2	76,1	2	25	220	10	14,23
800889316	80	3"	88,9	2	28	290	5	21,14
800101316	90	3"1/2	101,6	2	25	225	5	27,76
800108316	-	-	108	2	30	248	5	31,59
800114316	100	4"	114,3	2	31	270	5	44,21
800139316	125	5"	139,7	2	35	650	2	54,76
800168316	150	6"	168,3	2	40	900	2	80,39
800219316	200	8"	219,1	2	50	1200	2	125,83
800273316	250	10"	273	2	60	1200	1	155,62
800324316	300	12"	323,9	2	72	2200	1	220,34

Tolleranze dimensionali / Dimensional tolerances

S = -12,5% x S / +20 % x S






D1 = ±1% x D1 minimo / minimum 0,5 mm

H = ±4 mm fino a / till ø 114,3 mm (4")

H = ±7 mm ø 139,7÷323,9 mm (5"÷12")

FOCUS ON

PRESSIONE MASSIMA / MAXIMUM PRESSURE (bar)

DN mm	Sp/Thk mm					DN mm	Sp/Thk mm	
21,3	2	90	70	-	-	33,7	3	90
26,9	2	90	55	100	100	42,4	3	80
33,7	2	80	40	100	90	48,2	3	70
42,4	2	60	30	90	85	60,3	3	55
48,2	2	55	25	70	75	76,1	3	45
54	2	-	-	70	-	88,9	3	40
57	2	-	-	60	-	101,6	3	30
60,3	2	45	20	60	60	114,3	3	30
70	2	-	-	50	-	139,7	3	25
76,1	2	35	15	50	45	168,3	3	20
88,9	2	40	10	40	40	219,1	3	15
101,6	2	30	-	30	-	273	3	15
108	2	-	-	30	-	323,9	3	10
114,3	2	25	10	30	30			
133	2	-	-	30	-			
139,7	2	20	7	20	25			
159	2	-	-	20				
168,3	2	15	5	20	20			
193,7	2	-	-	20	-			
219,1	2	15	5	15	15			
244,5	2	-	-	15	-			
273	2	10	-	10	10			
323,9	2	10	-	10	-			

NOTE

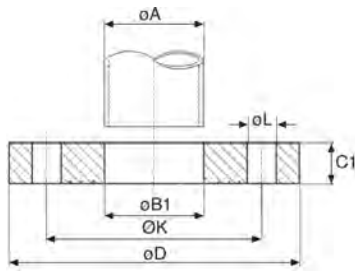
Pmax (bar) indicative a 20°C raccordi a saldare in acciaio inox AISI 304L/316L
 Indicative Pmax (bar) at 20°C for welding fittings in stainless steel AISI 304L/316L

Le sopra indicate pressioni massime sono puramente indicative.

Resta cura del progettista la scelta del materiale in funzione alle reali condizioni di utilizzo.

The above maximum pressures are indicative. Planner must choose the materials in according to the real condition of work.

A 20 21



410/316L

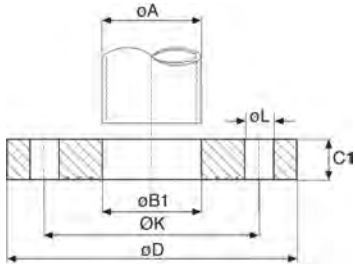
FLANGIA PIANA

- PLATE FLANGE
- GLATTE FLANSCH
- BRIDE PLATE
- BRIDA PLANA

MATERIAL: AISI 316L - 1.4404
NORM: EN 1092-1-01 tipo/type "A"

PN 6

CODE	Pipe		Flange					Bolts		kg	€	
	DN	A mm	B1 mm	D mm	C1 mm	K mm	L mm	N°	Thr.			
410015316	15 - 1/2"	21,3	22	80	12	55	11	4	M 10	0,402	1	31,03
410020316	20 - 3/4"	26,9	27,5	90	14	65	11	4	M 10	0,592	1	45,67
410025316	25 - 1"	33,7	34,5	100	14	75	11	4	M 10	0,719	1	55,48
410032316	32 - 1 1/4"	42,4	43,5	120	16	90	14	4	M 12	1,16	1	89,41
410040316	40 - 1 1/2"	48,3	49,5	130	16	100	14	4	M 12	1,35	1	104,05
410050316	50 - 2"	60,3	61,5	140	16	110	14	4	M 12	1,48	1	114,03
410065316	65 - 2 1/2"	76,1	77,5	160	16	130	14	4	M 12	1,86	1	143,40
410080316	80 - 3"	88,9	90,5	190	18	150	18	4	M 16	2,95	1	215,73
410100316	100 - 4"	114,3	116	210	18	170	18	4	M 16	3,26	1	238,27



426/304L - 427/304L

A 20 21

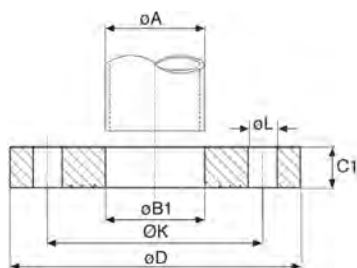
FLANGIA PIANA

- PLATE FLANGE
- GLATTE FLANSCH
- BRIDE PLATE
- BRIDA PLANA

MATERIAL: AISI 304L - 1.4307
NORM: EN 1092-1-01 tipo/type "A"

PN 10

CODE	PN	Pipe		Flange					Bolts		kg	€	
		DN	A mm	B1 mm	D mm	C1 mm	K mm	L mm	N°	Thr.			
427015304	PN10=16=25=40	15 - 1/2"	21,3	22	95	14	65	14	4	M 12	0,7	1	38,93
427020304		20 - 3/4"	26,9	27,5	105	16	75	14	4	M 12	1	1	54,72
427025304		25 - 1"	33,7	34,5	115	16	85	14	4	M 12	1,1	1	64,61
427032304		32 - 1 1/4"	42,4	43,5	140	18	100	18	4	M 16	1,8	1	105,91
427040304		40 - 1 1/2"	48,3	49,5	150	18	110	18	4	M 16	2,1	1	120,98
427050304	PN10=16	50 - 2"	60,3	61,5	165	20	125	18	4	M 16	2,6	1	158,79
427065304		65 - 2 1/2"	76,1	77,5	185	20	145	18	8	M 16	3,3	1	180,32
427080304		80 - 3"	88,9	90,5	200	20	160	18	8	M 16	3,6	1	205,46
427100304		100 - 4"	114,3	116	220	22	180	18	8	M 16	4,4	1	250,48
427125304		125 - 5"	139,7	141,5	250	22	210	18	8	M 16	5,4	1	308,80
427150304	PN10	150 - 6"	168,3	170,5	285	24	240	22	8	M 20	7,2	1	407,46
426200304		200 - 8"	219,1	221,5	340	24	295	22	8	M 20	9,3	1	549,30
426250304		250 - 10"	273	276,5	395	26	350	22	12	M 20	12	1	725,79
426300304		300 - 12"	323,9	327,5	445	26	400	22	12	M 20	13,8	1	864,49
426350304		350 - 14"	355,6	359,5	505	28	460	22	16	M 20	20,6	1	on demand
426400304	400 - 16"	406,4	411	565	32	515	26	16	M 24	28	1	on demand	
426500304	500 - 20"	508	513,5	670	38	620	26	20	M 24	41	1	on demand	



427/304L

FLANGIA PIANA

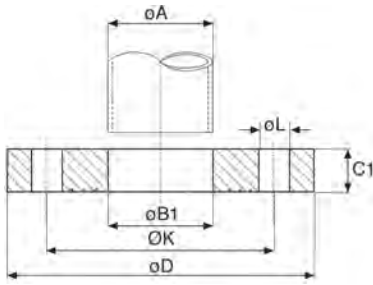
- PLATE FLANGE
- GLATTE FLANSCH
- BRIDE PLATE
- BRIDA PLANA

MATERIAL: AISI 304L - 1.4307

NORM: EN 1092-1-01 tipo/type "A"

PN 16

CODE	PN	Pipe		Flange					Bolts		kg	€	
		DN	A mm	B1 mm	D mm	C1 mm	K mm	L mm	N°	Thr.			
427015304	PN10=16=25=40	15 - 1/2"	21,3	22	95	14	65	14	4	M 12	0,7	1	38,93
427020304		20 - 3/4"	26,9	27,5	105	16	75	14	4	M 12	1	1	54,72
427025304		25 - 1"	33,7	34,5	115	16	85	14	4	M 12	1,1	1	64,61
427032304		32 - 1 1/4"	42,4	43,5	140	18	100	18	4	M 16	1,8	1	105,91
427040304		40 - 1 1/2"	48,3	49,5	150	18	110	18	4	M 16	2,1	1	120,98
427050304	PN10=16	50 - 2"	60,3	61,5	165	20	125	18	4	M 16	2,6	1	158,79
427065304		65 - 2 1/2"	76,1	77,5	185	20	145	18	8	M 16	3,3	1	180,32
427080304		80 - 3"	88,9	90,5	200	20	160	18	8	M 16	3,6	1	205,46
427100304		100 - 4"	114,3	116	220	22	180	18	8	M 16	4,4	1	250,48
427125304		125 - 5"	139,7	141,5	250	22	210	18	8	M 16	5,4	1	308,80
427150304	PN16	150 - 6"	168,3	170,5	285	24	240	22	8	M 20	7,2	1	407,46
427200304		200 - 8"	219,1	221,5	340	26	295	22	12	M 20	9,8	1	576,55
427250304		250 - 10"	273	276,5	405	29	355	26	12	M 24	14,5	1	873,40
427300304		300 - 12"	323,9	327,5	460	32	410	26	12	M 24	19,3	1	1069,76
427350304		350 - 14"	355,6	359,5	520	35	470	26	16	M 24	28,5	1	on demand
427400304	400 - 16"	406,4	411	580	38	525	30	16	M 27	36,2	1	on demand	
427500304	500 - 20"	508	513,5	715	46	650	33	20	M 30	64	1	on demand	



426/316L - 427/316L

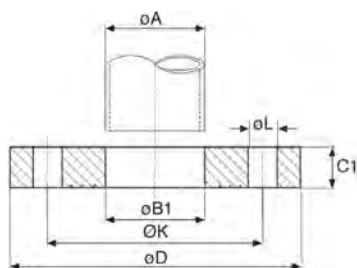
FLANGIA PIANA

- PLATE FLANGE
- GLATTE FLANSCH
- BRIDE PLATE
- BRIDA PLANA

MATERIAL: AISI 316L - 1.4404
NORM: EN 1092-1-01 tipo/type "A"

PN 10

CODE	PN	Pipe		Flange					Bolts		kg	€	
		DN	A mm	B1 mm	D mm	C1 mm	K mm	L mm	N°	Thr.			
427015316	PN10=16=25=40	15 - 1/2"	21,3	22	95	14	65	14	4	M 12	0,7	1	50,71
427020316		20 - 3/4"	26,9	27,5	105	16	75	14	4	M 12	1	1	68,62
427025316		25 - 1"	33,7	34,5	115	16	85	14	4	M 12	1,1	1	78,97
427032316		32 - 1"1/4	42,4	43,5	140	18	100	18	4	M 16	1,8	1	137,54
427040316		40 - 1"1/2	48,3	49,5	150	18	110	18	4	M 16	2,1	1	157,11
427050316	PN10=16	50 - 2"	60,3	61,5	165	20	125	18	4	M 16	2,6	1	206,23
427065316		65 - 2"1/2	76,1	77,5	185	20	145	18	8	M 16	3,3	1	235,22
427080316		80 - 3"	88,9	90,5	200	20	160	18	8	M 16	3,6	1	268,05
427100316		100 - 4"	114,3	116	220	22	180	18	8	M 16	4,4	1	326,79
427125316		125 - 5"	139,7	141,5	250	22	210	18	8	M 16	5,4	1	378,97
427150316	PN10	150 - 6"	168,3	170,5	285	24	240	22	8	M 20	7,2	1	531,55
426200316		200 - 8"	219,1	221,5	340	24	295	22	8	M 20	9,3	1	716,72
426250316		250 - 10"	273	276,5	395	26	350	22	12	M 20	12	1	938,90
426300316		300 - 12"	323,9	327,5	445	26	400	22	12	M 20	13,8	1	981,66
426350316		350 - 14"	355,6	359,5	505	28	460	22	16	M 20	20,6	1	on demand
426400316	400 - 16"	406,4	411	565	32	515	26	16	M 24	28	1	on demand	
426500316	500 - 20"	508	513,5	670	38	620	26	20	M 24	41	1	on demand	



427/316L

FLANGIA PIANA

- PLATE FLANGE
- GLATTE FLANSCH
- BRIDE PLATE
- BRIDA PLANA

MATERIAL: AISI 316L - 1.4404

NORM: EN 1092-1-01 tipo/type "A"

PN 16

CODE	PN	Pipe		Flange					Bolts		kg	€	
		DN	A mm	B1 mm	D mm	C1 mm	K mm	L mm	Nº	Thr.			
427015316	PN10=16=25=40	15 - 1/2"	21,3	22	95	14	65	14	4	M12	0,7	1	50,71
427020316		20 - 3/4"	26,9	27,5	105	16	75	14	4	M12	1	1	68,62
427025316		25 - 1"	33,7	34,5	115	16	85	14	4	M12	1,1	1	78,97
427032316		32 - 1 1/4"	42,4	43,5	140	18	100	18	4	M16	1,8	1	137,54
427040316	PN10=16	40 - 1 1/2"	48,3	49,5	150	18	110	18	4	M16	2,1	1	157,11
427050316		50 - 2"	60,3	61,5	165	20	125	18	4	M16	2,6	1	206,23
427065316		65 - 2 1/2"	76,1	77,5	185	20	145	18	8	M16	3,3	1	235,22
427080316		80 - 3"	88,9	90,5	200	20	160	18	8	M16	3,6	1	268,05
427100316		100 - 4"	114,3	116	220	22	180	18	8	M16	4,4	1	326,79
427125316		125 - 5"	139,7	141,5	250	22	210	18	8	M16	5,4	1	378,97
427150316		150 - 6"	168,3	170,5	285	24	240	22	8	M20	7,2	1	531,55
427200316		200 - 8"	219,1	221,5	340	26	295	22	12	M20	9,8	1	744,12
427250316	PN16	250 - 10"	273	276,5	405	29	355	26	12	M24	14,5	1	1129,86
427300316		300 - 12"	323,9	327,5	460	32	410	26	12	M24	19,3	1	1272,70
427350316		350 - 14"	355,6	359,5	520	35	470	26	16	M24	28,5	1	on demand
427400316		400 - 16"	406,4	411	580	38	525	30	16	M27	36,2	1	on demand
427500316		500 - 20"	508	513,5	715	46	650	33	20	M30	64	1	on demand

A 20 21

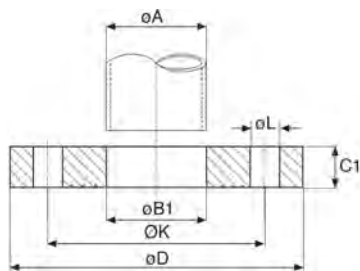
427/304L - 428/304L

FLANGIA PIANA

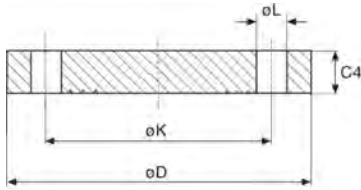
- PLATE FLANGE
- GLATTE FLANSCH
- BRIDE PLATE
- BRIDA PLANA

MATERIAL: AISI 304L - 1.4307
NORM: EN 1092-1-01 tipo/type "A"

PN 40



CODE	PN	Pipe		Flange					Bolts		kg	€	
		DN	A mm	B1 mm	D mm	C1 mm	K mm	L mm	Nº	Thr.			
427015304	PN10=16=25=40	15 - 1/2"	21,3	22	95	14	65	14	4	M 12	0,7	1	38,93
427020304		20 - 3/4"	26,9	27,5	105	16	75	14	4	M 12	1	1	54,72
427025304		25 - 1"	33,7	34,5	115	16	85	14	4	M 12	1,1	1	64,61
427032304		32 - 1 1/4"	42,4	43,5	140	18	100	18	4	M 16	1,8	1	105,91
427040304		40 - 1 1/2"	48,3	49,5	150	18	110	18	4	M 16	2,1	1	120,98
428050304	PN25=40	50 - 2"	60,3	61,5	165	20	125	18	4	M 16	2,73	1	165,60
428065304		65 - 2 1/2"	76,1	77,5	185	22	145	18	8	M 16	3,48	1	211,16
428080304		80 - 3"	88,9	90,5	200	24	160	18	8	M 16	4,32	1	261,99
428100304		100 - 4"	114,3	116	235	26	190	22	8	M 20	6,07	1	368,10
428125304		125 - 5"	139,7	141,5	270	28	220	26	8	M 24	8,19	1	496,84
428150304	PN40	150 - 6"	168,3	170,5	300	30	250	26	8	M 24	10,3	1	624,73
428200304		200 - 8"	219,1	221,5	375	36	320	30	12	M 27	17,9	1	1085,68
428250304		250 - 10"	273	276,5	450	42	385	33	12	M 30	29,3	1	1777,10
428300304		300 - 12"	323,9	327,5	515	52	450	33	16	M 30	45,1	1	2735,48



432/304L - 433/304L

A 2021

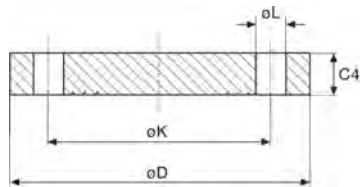
FLANGIA CIECA

- BLIND FLANGE
- BLINDFLANSCH
- BRIDE PLEINE
- BRIDA CIEGA

MATERIAL: AISI 304L - 1.4307
NORM: EN 1092-1-05 tipo/type "A"

PN 10

CODE	PN	DN	Flange				Bolts		kg	Bag	€
			D mm	C4 mm	K mm	L mm	Nº	Thr.			
433015304	PN10=16=25=40	15 - 1/2"	95	16	65	14	4	M 12	0,8	1	59,12
433020304		20 - 3/4"	105	18	75	14	4	M 12	1,1	1	70,46
433025304		25 - 1"	115	18	85	14	4	M 12	1,4	1	85,19
433032304		32 - 1 1/4"	140	18	100	18	4	M 16	2	1	125,19
433040304	PN10=16	40 - 1 1/2"	150	18	110	18	4	M 16	2,4	1	145,01
433050304		50 - 2"	165	18	125	18	4	M 16	2,9	1	177,70
433065304		65 - 2 1/2"	185	18	145	18	8	M 16	3,7	1	208,94
433080304		80 - 3"	200	20	160	18	8	M 16	4,6	1	274,39
433100304	PN10=16	100 - 4"	220	20	180	18	8	M 16	5,7	1	336,29
433125304		125 - 5"	250	22	210	18	8	M 16	8,1	1	483,84
433150304		150 - 6"	285	22	240	22	8	M 20	10,5	1	624,76
432200304	PN10	200 - 8"	340	24	295	22	8	M 20	16,5	1	963,94
432250304		250 - 10"	395	26	350	22	12	M 20	24	1	1486,17
432300304		300 - 12"	445	26	400	22	12	M 20	31	1	1899,29



433/304L

A 2021

FLANGIA CIECA

- BLIND FLANGE
- BLINDFLANSCH
- BRIDE PLEINE
- BRIDA CIEGA

MATERIAL: AISI 304L - 1.4307
NORM: EN 1092-1-05 tipo/type "A"

PN 16

CODE	PN	DN	Flange				Bolts		kg	Bag	€
			D mm	C4 mm	K mm	L mm	Nº	Thr.			
433015304	PN10=16=25=40	15 - 1/2"	95	16	65	14	4	M 12	0,8	1	59,12
433020304		20 - 3/4"	105	18	75	14	4	M 12	1,1	1	70,46
433025304		25 - 1"	115	18	85	14	4	M 12	1,4	1	85,19
433032304		32 - 1 1/4"	140	18	100	18	4	M 16	2	1	125,19
433040304	PN10=16	40 - 1 1/2"	150	18	110	18	4	M 16	2,4	1	145,01
433050304		50 - 2"	165	18	125	18	4	M 16	2,9	1	177,70
433065304		65 - 2 1/2"	185	18	145	18	8	M 16	3,7	1	208,94
433080304		80 - 3"	200	20	160	18	8	M 16	4,6	1	274,39
433100304	PN10=16	100 - 4"	220	20	180	18	8	M 16	5,7	1	336,29
433125304		125 - 5"	250	22	210	18	8	M 16	8,1	1	483,84
433150304		150 - 6"	285	22	240	22	8	M 20	10,5	1	624,76
433200304	PN16	200 - 8"	340	24	295	22	12	M 20	16,5	1	963,94
433250304		250 - 10"	405	26	355	26	12	M 24	25	1	1514,61
433300304		300 - 12"	460	28	410	26	12	M 24	35	1	2166,63

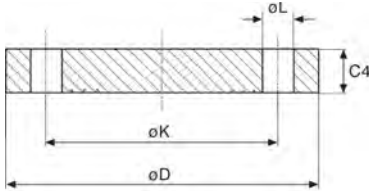
432/316L - 433/316L

FLANGIA CIECA

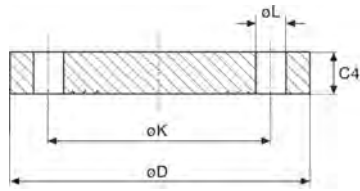
- BLIND FLANGE
- BLINDFLANSCH
- BRIDE PLEINE
- BRIDA CIEGA

PN 10

MATERIAL: AISI 316L - 1.4404
NORM: EN 1092-1-05 tipo/type "A"



CODE	PN	DN	Flange				Bolts		kg	€	
			D mm	C4 mm	K mm	L mm	Nº	Thr.			
433015316	PN10=16=25=40	15 - 1/2"	95	16	65	14	4	M 12	0,8	1	78,04
433020316		20 - 3/4"	105	18	75	14	4	M 12	1,1	1	93,54
433025316		25 - 1"	115	18	85	14	4	M 12	1,4	1	113,27
433032316		32 - 1 1/4"	140	18	100	18	4	M 16	2	1	166,49
433040316		40 - 1 1/2"	150	18	110	18	4	M 16	2,4	1	192,84
433050316	PN10=16	50 - 2"	165	18	125	18	4	M 16	2,9	1	236,31
433065316		65 - 2 1/2"	185	18	145	18	8	M 16	3,7	1	277,91
433080316		80 - 3"	200	20	160	18	8	M 16	4,6	1	364,90
433100316		100 - 4"	220	20	180	18	8	M 16	5,7	1	447,22
433125316		125 - 5"	250	22	210	18	8	M 16	8,1	1	643,52
433150316	PN10	150 - 6"	285	22	240	22	8	M 20	10,5	1	831,02
432200316		200 - 8"	340	24	295	22	8	M 20	16,5	1	1250,14
432250316		250 - 10"	395	26	350	22	12	M 20	24	1	1937,68
432300316		300 - 12"	445	26	400	22	12	M 20	31	1	2526,91
432350316		350 - 14"	505	26	460	22	16	M 20	40	1	on demand
432400316	400 - 16"	565	26	515	26	16	M 24	50	1	on demand	
432500316	500 - 20"	670	28	620	26	20	M 24	75	1	on demand	



433/316L

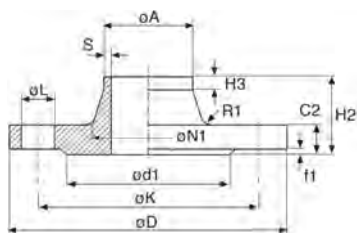
FLANGIA CIECA

- BLIND FLANGE
- BLINDFLANSCH
- BRIDE PLEINE
- BRIDA CIEGA

PN 16

MATERIAL: AISI 316L - 1.4404
 NORM: EN 1092-1-05 tipo/type "A"

CODE	PN	DN	Flange				Bolts		kg	€	
			D mm	C4 mm	K mm	L mm	Nº	Thr.			
433015316	PN10=16=25=40	15 - 1/2"	95	16	65	14	4	M12	0,8	1	78,04
433020316		20 - 3/4"	105	18	75	14	4	M12	1,1	1	93,54
433025316		25 - 1"	115	18	85	14	4	M12	1,4	1	113,27
433032316		32 - 1"1/4"	140	18	100	18	4	M16	2	1	166,49
433040316		40 - 1"1/2"	150	18	110	18	4	M16	2,4	1	192,84
433050316	PN10=16	50 - 2"	165	18	125	18	4	M16	2,9	1	236,31
433065316		65 - 2"1/2"	185	18	145	18	8	M16	3,7	1	277,91
433080316		80 - 3"	200	20	160	18	8	M16	4,6	1	364,90
433100316		100 - 4"	220	20	180	18	8	M16	5,7	1	447,22
433125316		125 - 5"	250	22	210	18	8	M16	8,1	1	643,52
433150316	PN16	150 - 6"	285	22	240	22	8	M20	10,5	1	831,02
433200316		200 - 8"	340	24	295	22	12	M20	16,5	1	1250,14
433250316		250 - 10"	405	26	355	26	12	M24	25	1	2062,72
433300316		300 - 12"	460	28	410	26	12	M24	35	1	2662,69
433350316		350 - 14"	520	30	470	26	16	M24	48	1	on demand
433400316	400 - 16"	580	32	525	30	16	M27	63,5	1	on demand	
433500316	500 - 20"	715	44	650	33	20	M30	133	1	on demand	



429/304L

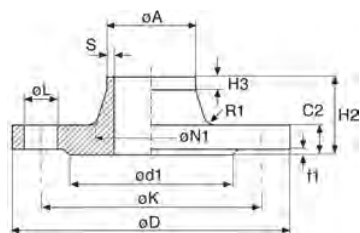
FLANGIA A COLLARINO

- WELDING NECK FLANGE
- VORSCHWEISS-FLANSCH
- BRIDE COLLERETTE
- BRIDA CUELLO

PN 16

MATERIAL: AISI 304L - 1.4307
NORM: EN 1092-1-11 tipo/type "B1"

CODE	PN	Pipe		Flange										Bolts		kg	€			
		DN	A mm	D mm	C2 mm	H2 mm	N1 mm	S mm	R1 mm	H3 mm	d1 mm	K mm	f1 mm	L mm	Nº			Thr.		
429015304	PN10=16=25=40	15 - 1/2"	21,3	95	16	38	32	2	4	6	45	65	2	14	4	M 12	1	1	51,54	
429020304		20 - 3/4"	26,9	105	18	40	40	2,3	4	6	58	75	2	14	4	M 12	1	1	72,97	
429025304		25 - 1"	33,7	115	18	40	46	2,6	4	6	68	85	2	14	4	M 12	1	1	86,93	
429032304		32 - 1 1/4"	42,4	140	18	42	56	2,6	6	6	78	100	2	18	4	M 16	2	1	127,77	
429040304		40 - 1 1/2"	48,3	150	18	45	64	2,6	6	7	88	110	3	18	4	M 16	2	1	143,81	
429050304	PN10=16	50 - 2"	60,3	165	18	45	74	2,9	6	8	102	125	3	18	4	M 16	2,5	1	169,05	
429065304		65 - 2 1/2"	76,1	185	18	45	92	2,9	6	10	122	145	3	18	8	M 16	3	1	199,23	
429080304		80 - 3"	88,9	200	20	50	105	3,2	6	10	138	160	3	18	8	M 16	3,7	1	257,73	
429100304		100 - 4"	114,3	220	20	52	131	3,6	8	12	158	180	3	18	8	M 16	4,6	1	303,90	
429125304		125 - 5"	139,7	250	22	55	156	4	8	12	188	210	3	18	8	M 16	6,3	1	436,72	
429150304		150 - 6"	168,3	285	22	55	184	4,5	10	12	212	240	3	22	8	M 20	7,7	1	658,98	
429200304		200 - 8"	219,1	340	24	62	235	6,3	10	16	268	295	3	22	12	M 20	11	1	906,91	
429250304		250 - 10"	273	405	26	70	292	6,3	12	16	320	355	3	26	12	M 24	15,6	1	1362,51	
429300304		PN16	300 - 12"	323,9	460	28	78	344	7,1	12	16	378	410	4	26	12	M 24	22	1	1433,51
429350304			350 - 14"	355,6	520	30	82	390	8	12	16	438	470	4	26	16	M 24	32	1	on demand
429400304	400 - 16"		406,4	580	32	85	445	8	12	16	490	525	4	30	16	M 27	40	1	on demand	
429500304	500 - 20"		508	715	36	84	548	8	12	16	610	650	4	33	20	M 30	74	1	on demand	



429/316L

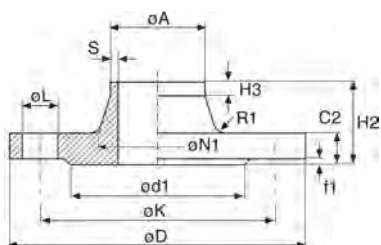
FLANGIA A COLLARINO

- WELDING NECK FLANGE
- VORSCHWEISS-FLANSCH
- BRIDE COLLERETTE
- BRIDA CUELLO

MATERIAL: AISI 316L - 1.4404
NORM: EN 1092-1-11 tipo/type "B1"

PN 16

CODE	PN	Pipe		Flange										Bolts		kg	€		
		DN	A mm	D mm	C2 mm	H2 mm	N1 mm	S mm	R1 mm	H3 mm	d1 mm	K mm	f1 mm	L mm	N°			Thr.	
429015316	PN10=16=25=40	15 - 1/2"	21,3	95	16	38	32	2	4	6	45	65	2	14	4	M12	1	1	62,65
429020316		20 - 3/4"	26,9	105	18	40	40	2,3	4	6	58	75	2	14	4	M12	1	1	88,71
429025316		25 - 1"	33,7	115	18	40	46	2,6	4	6	68	85	2	14	4	M12	1	1	105,31
429032316		32 - 1 1/4"	42,4	140	18	42	56	2,6	6	6	78	100	2	18	4	M16	2	1	140,74
429040316	PN10=16	40 - 1 1/2"	48,3	150	18	45	64	2,6	6	7	88	110	3	18	4	M16	2	1	158,79
429050316		50 - 2"	60,3	165	18	45	74	2,9	6	8	102	125	3	18	4	M16	2,5	1	194,20
429065316		65 - 2 1/2"	76,1	185	18	45	92	2,9	6	10	122	145	3	18	8	M16	3	1	227,32
429080316		80 - 3"	88,9	200	20	50	105	3,2	6	10	138	160	3	18	8	M16	3,7	1	287,54
429100316	PN16	100 - 4"	114,3	220	20	52	131	3,6	8	12	158	180	3	18	8	M16	4,6	1	323,92
429125316		125 - 5"	139,7	250	22	55	156	4	8	12	188	210	3	18	8	M16	6,3	1	474,23
429150316		150 - 6"	168,3	285	22	55	184	4,5	10	12	212	240	3	22	8	M20	7,7	1	788,68
429200316		200 - 8"	219,1	340	24	62	235	6,3	10	16	268	295	3	22	12	M20	11	1	1109,35
429250316	PN16	250 - 10"	273	405	26	70	292	6,3	12	16	320	355	3	26	12	M24	15,6	1	1591,13
429300316		300 - 12"	323,9	460	28	78	344	7,1	12	16	378	410	4	26	12	M24	22	1	2724,90
429350316		350 - 14"	355,6	520	30	82	390	8	12	16	438	470	4	26	16	M24	32	1	on demand
429400316		400 - 16"	406,4	580	32	85	445	8	12	16	490	525	4	30	16	M27	40	1	on demand
429500316		500 - 20"	508	715	36	84	548	8	12	16	610	650	4	33	20	M30	74	1	on demand



429/304L - 430/304L

FLANGIA A COLLARINO

- WELDING NECK FLANGE
- VORSCHWEISS-FLANSCH
- BRIDE COLLERETTE
- BRIDA CUELLO

MATERIAL: AISI 304L - 1.4307
NORM: EN 1092-1-11 tipo/type "B1"

PN 40

CODE	PN	Pipe		Flange										Bolts		kg	€		
		DN	A mm	D mm	C2 mm	H2 mm	N1 mm	S mm	R1 mm	H3 mm	d1 mm	K mm	f1 mm	L mm	N°			Thr.	
429015304	PN10=16=25=40	15 - 1/2"	21,3	95	16	38	32	2	4	6	45	65	2	14	4	M12	1	1	51,54
429020304		20 - 3/4"	26,9	105	18	40	40	2,3	4	6	58	75	2	14	4	M12	1	1	72,97
429025304		25 - 1"	33,7	115	18	40	46	2,6	4	6	68	85	2	14	4	M12	1	1	86,93
429032304		32 - 1 1/4"	42,4	140	18	42	56	2,6	6	6	78	100	2	18	4	M16	2	1	127,77
429040304	PN40	40 - 1 1/2"	48,3	150	18	45	64	2,6	6	7	88	110	3	18	4	M16	2	1	143,81
430050304		50 - 2"	60,3	165	20	48	75	2,9	6	8	102	125	3	18	4	M16	2,85	1	211,29
430065304		65 - 2 1/2"	76,1	185	22	52	90	2,9	6	10	122	145	3	18	8	M16	3,68	1	272,76
430080304		80 - 3"	88,9	200	24	58	105	3,2	8	12	138	160	3	18	8	M16	4,78	1	354,30
430100304	PN40	100 - 4"	114,3	235	24	65	134	3,6	8	12	162	190	3	22	8	M20	6,46	1	479,02
430125304		125 - 5"	139,7	270	26	68	162	4	8	12	188	220	3	26	8	M24	8,86	1	656,93
430150304		150 - 6"	168,3	300	28	75	192	4,5	10	12	218	250	3	26	8	M24	11,7	1	867,40
430200304		200 - 8"	219,1	375	34	88	244	6,3	10	16	285	320	3	30	12	M27	21	1	1615,54
430250304	PN40	250 - 10"	273	450	38	105	306	7,1	12	18	345	385	3	33	12	M30	34,2	1	2535,30
430300304		300 - 12"	323,9	515	42	115	362	8	12	18	410	450	4	33	16	M30	47,6	1	3528,65

A 20 23

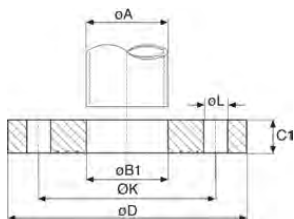
440/304 - 441/304 MICROFUSE-CASTING

FLANGIA PIANA

- PLATE FLANGE
- GLATTE FLANSCH
- BRIDE PLATE
- BRIDA PLANA

MATERIAL: AISI 304 - 1.4301
NORM: UNI 2278

PN 10



CODE	PN	Pipe		Flange					Bolts		kg	€	
		DN	A mm	B1 mm	D mm	C1 mm	K mm	L mm	N°	Thr.			
441015304	PN10=16	15 - 1/2"	21,3	22	95	12	65	14	4	M12	0,6	1	30,40
441020304		20 - 3/4"	26,9	27,5	105	14	75	14	4	M12	0,8	1	42,69
441025304		25 - 1"	33,7	34,5	115	14	85	14	4	M12	1,0	1	50,41
441032304		32 - 1"1/4	42,4	43,5	140	16	100	18	4	M16	1,7	1	82,62
441040304		40 - 1"1/2	48,3	49,5	150	16	110	18	4	M16	1,9	1	94,38
441050304		50 - 2"	60,3	61,5	165	18	125	18	4	M16	2,25	1	123,87
441065304		65 - 2"1/2	76,1	77,5	185	18	145	18	4	M16	3,0	1	140,68
441080304		80 - 3"	88,9	90,5	200	20	160	18	8	M16	3,94	1	160,25
441100304		100 - 4"	114,3	116	220	22	180	18	8	M16	4,5	1	195,40
441125304		125 - 5"	139,7	141,5	250	22	210	18	8	M16	6,1	1	240,85
441150304	150 - 6"	168,3	170,5	285	24	240	22	8	M20	7,5	1	317,81	
44200304	PN10	200 - 8"	219,1	221,5	340	24	295	22	8	M20	10	1	428,43
442050304		250 - 10"	273	276,5	395	26	350	22	12	M20	13	1	566,11
44300304		300 - 12"	323,9	327,5	445	26	400	22	12	M20	15	1	674,27

A 20 23

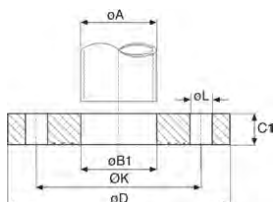
441/304 MICROFUSE-CASTING

FLANGIA PIANA

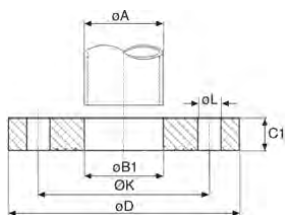
- PLATE FLANGE
- GLATTE FLANSCH
- BRIDE PLATE
- BRIDA PLANA

MATERIAL: AISI 304 - 1.4301
NORM: UNI 2278

PN 16



CODE	PN	Pipe		Flange					Bolts		kg	€	
		DN	A mm	B1 mm	D mm	C1 mm	K mm	L mm	N°	Thr.			
441015304	PN10=16	15 - 1/2"	21,3	22	95	12	65	14	4	M12	0,6	1	30,40
441020304		20 - 3/4"	26,9	27,5	105	14	75	14	4	M12	0,8	1	42,69
441025304		25 - 1"	33,7	34,5	115	14	85	14	4	M12	1,0	1	50,41
441032304		32 - 1"1/4	42,4	43,5	140	16	100	18	4	M16	1,7	1	82,62
441040304		40 - 1"1/2	48,3	49,5	150	16	110	18	4	M16	1,9	1	94,38
441050304		50 - 2"	60,3	61,5	165	18	125	18	4	M16	2,25	1	123,87
441065304		65 - 2"1/2	76,1	77,5	185	18	145	18	4	M16	3,0	1	140,68
441080304		80 - 3"	88,9	90,5	200	20	160	18	8	M16	3,94	1	160,25
441100304		100 - 4"	114,3	116	220	22	180	18	8	M16	4,5	1	195,40
441125304		125 - 5"	139,7	141,5	250	22	210	18	8	M16	6,1	1	240,85
441150304	150 - 6"	168,3	170,5	285	24	240	22	8	M20	7,5	1	317,81	
441200304	PN16	200 - 8"	219,1	221,5	340	26	295	22	12	M20	10	1	449,72
441250304		250 - 10"	273	276,5	405	29	355	26	12	M24	16	1	681,29
441300304		300 - 12"	323,9	327,5	460	32	410	26	12	M24	19,5	1	834,40



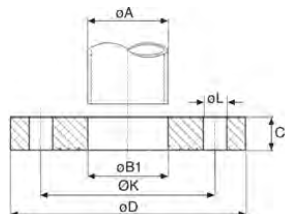
440/316 - 441/316 MICROFUSE-CASTING

FLANGIA PIANA

- PLATE FLANGE
- GLATTE FLANSCH
- BRIDE PLATE
- BRIDA PLANA

PN 10
MATERIAL: AISI 316 - 1.4401
NORM: UNI 2277

CODE	PN	Pipe		Flange					Bolts		kg	kg	€
		DN	A mm	B1 mm	D mm	C1 mm	K mm	L mm	Nº	Thr.			
441015316	PN10=16	15 - 1/2"	21,3	22	95	12	65	14	4	M12	0,6	1	42,05
441020316		20 - 3/4"	26,9	27,5	105	14	75	14	4	M12	0,8	1	56,97
441025316		25 - 1"	33,7	34,5	115	14	85	14	4	M12	1,0	1	58,74
441032316		32 - 1 1/4"	42,4	43,5	140	16	100	18	4	M16	1,7	1	101,14
441040316		40 - 1 1/2"	48,3	49,5	150	16	110	18	4	M16	1,9	1	116,66
441050316		50 - 2"	60,3	61,5	165	18	125	18	4	M16	2,25	1	154,85
441065316		65 - 2 1/2"	76,1	77,5	185	18	145	18	4	M16	3,0	1	188,09
441080316		80 - 3"	88,9	90,5	200	20	160	18	8	M16	3,94	1	201,94
441100316		100 - 4"	114,3	116	220	22	180	18	8	M16	4,5	1	246,51
441125316		125 - 5"	139,7	141,5	250	22	210	18	8	M16	6,1	1	314,41
441150316	150 - 6"	168,3	170,5	285	24	240	22	8	M20	7,5	1	415,30	
440200316	PN10	200 - 8"	219,1	221,5	340	24	295	22	8	M20	10	1	540,93
440250316		250 - 10"	273	276,5	395	26	350	22	12	M20	13	1	685,20
440300316		300 - 12"	323,9	327,5	445	26	400	22	12	M20	15	1	742,64



441/316 MICROFUSE-CASTING

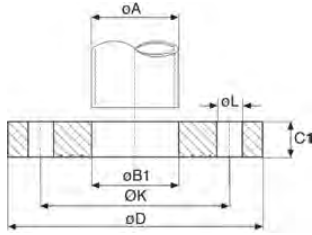
FLANGIA PIANA

- PLATE FLANGE
- GLATTE FLANSCH
- BRIDE PLATE
- BRIDA PLANA

PN 16
MATERIAL: AISI 316 - 1.4401
NORM: UNI 2277

CODE	PN	Pipe		Flange					Bolts		kg	kg	€
		DN	A mm	B1 mm	D mm	C1 mm	K mm	L mm	Nº	Thr.			
441015316	PN10=16	15 - 1/2"	21,3	22	95	12	65	14	4	M12	0,6	1	42,05
441020316		20 - 3/4"	26,9	27,5	105	14	75	14	4	M12	0,8	1	56,97
441025316		25 - 1"	33,7	34,5	115	14	85	14	4	M12	1,0	1	58,74
441032316		32 - 1 1/4"	42,4	43,5	140	16	100	18	4	M16	1,7	1	101,14
441040316		40 - 1 1/2"	48,3	49,5	150	16	110	18	4	M16	1,9	1	116,66
441050316		50 - 2"	60,3	61,5	165	18	125	18	4	M16	2,25	1	154,85
441065316		65 - 2 1/2"	76,1	77,5	185	18	145	18	4	M16	3,0	1	188,09
441080316		80 - 3"	88,9	90,5	200	20	160	18	8	M16	3,94	1	201,94
441100316		100 - 4"	114,3	116	220	22	180	18	8	M16	4,5	1	246,51
441125316		125 - 5"	139,7	141,5	250	22	210	18	8	M16	6,1	1	314,41
441150316	150 - 6"	168,3	170,5	285	24	240	22	8	M20	7,5	1	415,30	
441200316	PN16	200 - 8"	219,1	221,5	340	26	295	22	12	M20	10	1	575,98
441250316		250 - 10"	273	276,5	405	29	355	26	12	M24	16	1	870,41
441300316		300 - 12"	323,9	327,5	460	32	410	26	12	M24	19,5	1	1026,10

A 20 23



442/304 - 443/304 MICROFUSE RIDOTTE REDUCED CASTING

FLANGIA PIANA SPESSORE RIDOTTO

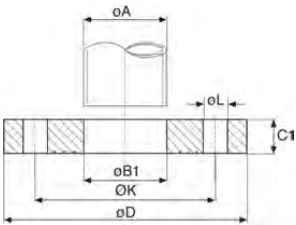
- PLATE FLANGE REDUCED THICKNESS
- GLATTE FLANSCH REDUZIERTE WANDSTAERKE
- BRIDE PLATE ÉPAISSEUR RÉDUIT
- BRIDA PLANA ESPESOR REDUCIDO

PN10

MATERIAL: AISI 304 - 1.4301
NORM: spessore ridotto / thin thickness

CODE	PN	Pipe		Flange					Bolts		kg	€	
		DN	A mm	B1 mm	D mm	C1 mm	K mm	L mm	Nº	Thr.			
442040304	PN10=16	40 - 1"1/2	48,3	49	150	10	110	18	4	M 16	1,31	1	66,08
442050304		50 - 2"	60,3	61,5	165	10	125	18	4	M 16	1,39	1	86,73
442065304		65 - 2"1/2	76,1	77	185	12	145	18	4	M 16	2,2	1	98,42
442080304		80 - 3"	88,9	90	200	12	160	18	8	M 16	2,36	1	112,16
442100304		100 - 4"	114,3	115,5	220	12	180	18	8	M 16	2,46	1	136,78
442125304		125 - 5"	139,7	141	250	14	210	18	8	M 16	3,56	1	168,60
442150304	PN10	150 - 6"	168,3	170	285	14	240	22	8	M 20	4,38	1	222,47
443200304		200 - 8"	219,1	221	340	16	295	22	8	M 20	6,2	1	299,95
443250304		250 - 10"	273	275	395	18	350	22	12	M 20	8,3	1	396,24
443300304		300 - 12"	323,9	326	445	18	400	22	12	M 20	9,6	1	472,00

A 20 23



442/304 MICROFUSE RIDOTTE REDUCED CASTING

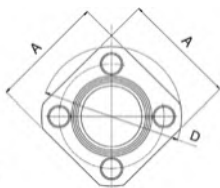
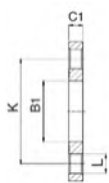
FLANGIA PIANA SPESSORE RIDOTTO

- PLATE FLANGE REDUCED THICKNESS
- GLATTE FLANSCH REDUZIERTE WANDSTAERKE
- BRIDE PLATE ÉPAISSEUR RÉDUIT
- BRIDA PLANA ESPESOR REDUCIDO

PN16

MATERIAL: AISI 304 - 1.4301
NORM: spessore ridotto / thin thickness

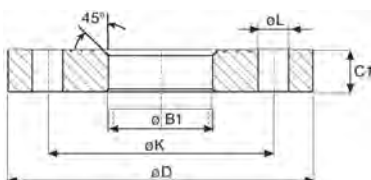
CODE	PN	Pipe		Flange					Bolts		kg	€	
		DN	A mm	B1 mm	D mm	C1 mm	K mm	L mm	Nº	Thr.			
442040304	PN10=16	40 - 1"1/2	48,3	49	150	10	110	18	4	M 16	1,31	1	66,08
442050304		50 - 2"	60,3	61,5	165	10	125	18	4	M 16	1,39	1	86,73
442065304		65 - 2"1/2	76,1	77	185	12	145	18	4	M 16	2,2	1	98,42
442080304		80 - 3"	88,9	90	200	12	160	18	8	M 16	2,36	1	112,16
442100304		100 - 4"	114,3	115,5	220	12	180	18	8	M 16	2,46	1	136,78
442125304		125 - 5"	139,7	141	250	14	210	18	8	M 16	3,56	1	168,60
442150304	PN16	150 - 6"	168,3	170	285	14	240	22	8	M 20	4,38	1	222,47
442200304		200 - 8"	219,1	221	340	16	295	22	12	M 20	6	1	314,81
442250304		250 - 10"	273	275	405	18	355	26	12	M 24	9	1	476,92
442300304		300 - 12"	323,9	326	460	18	410	26	12	M 24	10,9	1	584,11

**193-005/316L****FLANGIA QUADRA**

- SQUARE FLANGE
- QUADRATISCH FLANSCH
- BRIDE CARRÉE
- BRIDA CUADRADA

MATERIAL: AISI 316L - 1.4404**PN 10**

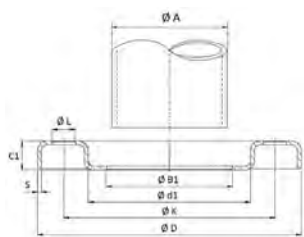
CODE	DN	A mm	B1 mm	D mm	C1 mm	K mm	L mm	Holes Nr.	Thread	kg	€
193015005	15	72	22	90	10	65	14	4	M 12	0,32	56,00
193020005	20	72	27,5	90	10	65	14	4	M 12	0,303	56,00
193025005	25	78	34,5	95	10	70	14	4	M 12	0,339	63,91
193032005	32	82	43,5	100	10	75	14	4	M 12	0,344	65,90
193040005	40	85	49,5	110	10	85	14	4	M 12	0,362	66,65
193050005	50	95	61,5	120	10	95	14	4	M 12	0,413	86,68

**425/000****FLANGIA LIBERA IN ALLUMINIO**

- ALUMINIUM LOOSE FLANGE
- ALUMINIUM LOSE FLANSCH
- BRIDE LIBRE D'ALUMINIUM
- BRIDA LOCA DE ALUMINIO

MATERIAL: alluminio / aluminium EN AB 47000 [UNI 7369/2]**NORM:** UNI 6089 - DIN 2642 ISO R64**PN 10**

CODE	Pipe		Flange					Bolts N°	kg	€
	DN	A mm	D mm	C1 mm	B1 mm	K mm	L mm			
425010010	10 - 3/8"	17,2	90	12	19	60	14	4	0,18	10,43
425015010	15 - 1/2"	21,3	95	12	24	65	14	4	0,19	10,65
425020010	20 - 3/4"	26,9	105	12	30	75	14	4	0,22	11,69
425025010	25 - 1"	33,7	115	12	36	85	14	4	0,27	12,63
425032010	32 - 1 1/4"	42,4	140	16	46	100	18	4	0,53	19,56
425040010	40 - 1 1/2"	48,3	150	16	54	110	18	4	0,59	21,16
425050010	50 - 2"	60,3	165	16	65	125	18	4	0,7	24,23
425065010	65 - 2 1/2"	76,1	185	16	81	145	18	4	0,87	28,65
425080010	80 - 3"	88,9	200	18	94	160	18	8	1,05	33,03
425100010	100 - 4"	114,3	220	18	119	180	18	8	1,16	35,04
425125010	125 - 5"	139,7	250	18	144	210	18	8	1,45	48,92
425150010	150 - 6"	168,3	285	18	173	240	22	8	1,7	51,25
425200010	200 - 8"	219,1	340	20	225	295	22	8	2,5	79,85
425250010	250 - 10"	273	395	22	279	350	22	12	3,25	106,02
425300010	300 - 12"	323,9	445	22	329	400	22	12	3,8	114,64



423/304 ISO

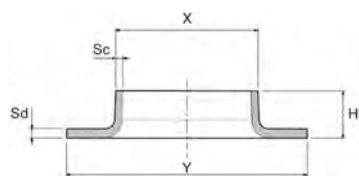
FLANGIA LIBERA STAMPATA

- PRESSED LOOSE FLANGE
- GEPRESSTER LOSFLANSCH
- BRIDE LIBRE TOURNANTE EMBOUTIE
- BRIDA LOCA PRENSADA

PN10

MATERIAL: AISI 304 - 1.4301
NORM: DIN 2642 - ISO



CODE	DN	Pipe A mm	Flange							Bolts		kg	€	
			B1 mm	D mm	C1 mm	S mm	d1 mm	K mm	L mm	Nº	Thr.			
423015304	15 - 1/2"	21,3	24	95	12	3	38	65	14	4	M 12	0,160	1	13,31
423020304	20 - 3/4"	26,9	30	105	12	3	48	75	14	4	M 12	0,220	1	15,11
423025304	25 - 1"	33,7	37	115	15	3	53	85	14	4	M 12	0,270	1	17,10
423032304	32 - 1 1/4"	42,4	45	140	15	3	68	100	18	4	M 16	0,380	1	21,36
423040304	40 - 1 1/2"	48,3	54	150	17,5	3	77	110	18	4	M 16	0,450	1	26,74
423050304	50 - 2"	60,3	65	165	19	3	91	125	18	4	M 16	0,550	1	33,01
423065304	65 - 2 1/2"	76,1	81	185	21	4	108	145	18	4	M 16	0,840	1	47,60
423080304	80 - 3"	88,9	94	200	21,5	4	123	160	18	8	M 16	0,970	1	57,85
423100304	100 - 4"	114,3	119	220	22	4	141	180	18	8	M 16	1,200	1	68,69
423125304	125 - 5"	139,7	145	250	23,5	5	168	210	18	8	M 16	2,100	1	107,85
423150304	150 - 6"	168,3	173	285	28	5	192	240	22	8	M 20	2,200	1	142,73
423200304	200 - 8"	219,1	225	340	29,5	6	245	295	22	8	M 20	3,500	1	244,30
423250304	250 - 10"	273	279	395	31	6	295	350	22	12	M 20	4,000	1	317,57

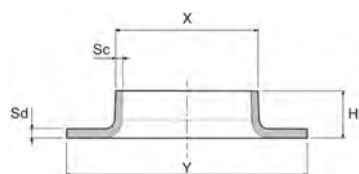
**177/304L****CARTELLA DI APPOGGIO**

- LAP-JOINT
- VORSCHWEISSBÖRDEL
- COLLERETTE
- VALONA

MATERIAL: AISI 304L - 1.4307

Thickness: 2 mm



CODE	DN	DN inch	Y mm	X mm	H mm	Sd mm	Sc mm			€
177172304	10	3/8"	40	17,2	6	2	2	20	10	5,10
177213304	15	1/2"	43	21,3	7	2	2	25	10	5,10
177269304	20	3/4"	58	26,9	8	2	2	38	10	5,10
177337304	25	1"	68	33,7	9	2	2	55	10	5,10
177424304	32	1 1/4"	78	42,4	10	2	2	68	10	6,04
177483304	40	1 1/2"	88	48,3	10	2	2	85	10	7,63
177603304	50	2"	102	60,3	12	2	2	115	10	9,45
177761304	65	2 1/2"	122	76,1	12	2	2	150	10	12,63
177889304	80	3"	138	88,9	12	2	2	170	10	14,52
177114304	100	4"	158	114,3	16	2	2	200	10	18,40
177139304	125	5"	185	139,7	16	2	2	300	5	22,94
177168304	150	6"	212	168,3	17	2	2	350	5	26,20
177219304	200	8"	270	219,1	18	2	2	500	2	42,29

**177/316L****CARTELLA DI APPOGGIO**

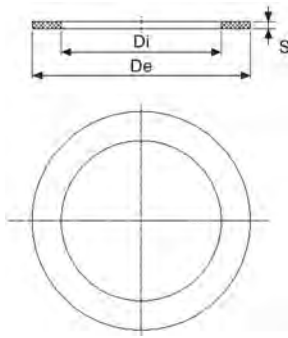
- LAP-JOINT
- VORSCHWEISSBÖRDEL
- COLLERETTE
- VALONA

MATERIAL: AISI 316L - 1.4404

Thickness: 2 mm



CODE	DN	DN inch	Y mm	X mm	H mm	Sd mm	Sc mm			€
177172316	10	3/8"	40	17,2	6	2	2	20	10	6,31
177213316	15	1/2"	43	21,3	7	2	2	25	10	6,31
177269316	20	3/4"	58	26,9	8	2	2	38	10	6,31
177337316	25	1"	68	33,7	9	2	2	55	10	7,64
177424316	32	1 1/4"	78	42,4	10	2	2	68	10	10,02
177483316	40	1 1/2"	88	48,3	10	2	2	85	10	10,38
177603316	50	2"	102	60,3	12	2	2	115	10	14,33
177761316	65	2 1/2"	122	76,1	12	2	2	150	10	18,91
177889316	80	3"	138	88,9	12	2	2	170	10	20,26
177114316	100	4"	158	114,3	16	2	2	200	10	25,97
177139316	125	5"	185	139,7	16	2	2	300	5	34,85
177168316	150	6"	212	168,3	17	2	2	350	5	39,74
177219316	200	8"	270	219,1	18	2	2	500	2	65,17

R 30 30

**434/PN6****GUARNIZIONE ECOLOGICA PER FLANGE**

- GASKET FOR FLANGE
- FLANSCHDICHTUNG
- JOINT POUR BRIDE
- JUNTA ECOLÓGICA PARA BRIDA

MATERIAL: Sesalit Eco**NORM:** EN 1092-1**PN 6**

CODE	DN	De mm	Di mm	S mm			€
434015006	15 - [1/2"]	44	20	2	4	10	0,76
434020006	20 - [3/4"]	54	25	2	6	10	1,11
434025006	25 - [1"]	64	30	2	9	10	1,55
434032006	32 - [1"1/4]	75	38	2	11	10	2,08
434040006	40 - [1"1/2]	85	45	2	14	10	2,71
434050006	50 - [2"]	95	57	2	15	10	4,14
434065006	65 - [2"1/2]	115	76	2	19	10	5,69
434080006	80 - [3"]	132	89	2	26	10	6,74
434100006	100 - [4"]	152	108	2	29	10	7,98
434125006	125 - [5"]	182	133	2	41	10	11,09
434150006	150 - [6"]	207	160	2	38	10	12,63
434200006	200 - [8"]	262	218	2	58	10	19,70
434250006	250 - [10"]	317	273	2	78	10	26,24
434300006	300 - [12"]	373	318	2	113	10	28,35

Sesalit ECO: fibre organiche e sintetiche legate con gomma NBR/SBR esente amianto**IMPIEGHI:** Acqua calda e fredda, olii vegetali ed animali, aria, alcuni carburanti (no GAS)**LIMITI DI TEMPERATURA ORIENTATIVI**

Temperatura massima per brevi esposizioni: 180°-200° C

Temperatura massima di esercizio continuo per fluidi non aggressivi: 140° C

Temperatura massima di esercizio continuo con vapore: 110° C

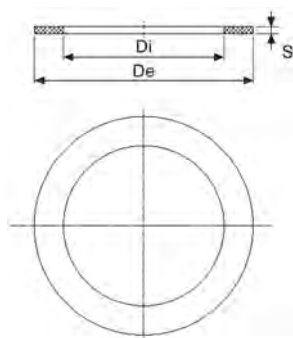
OMOLOGAZIONI: acqua potabile WRAS n° 1605525**Sesalit ECO:** organic and synthetic fibers bonded with NBR/SBR asbestos-free**USES:** hot and cold water, vegetable and animal oils, air, some fuels (no GAS)**GUIDELINE TEMPERATURE LIMITS**

Maximum temperature for short exposure: 180°-200° C

Maximum operating temperature for continuous non-aggressive fluids: 140° C

Maximum temperature for continuous operation with steam: 110° C

APPROVAL: potable water WRAS n° 1605525



434/PN10-16



GUARNIZIONE ECOLOGICA PER FLANGE

- GASKET FOR FLANGE
- FLANSCHDICHTUNG
- JOINT POUR BRIDE
- JUNTA ECOLÓGICA PARA BRIDA

MATERIAL: Sesalit Eco

NORM: EN 1092-1

**PN
10/16**

CODE	DN	De mm	Di mm	S mm			€
434015000	15 - [1/2"]	50	20	2	6	10	0,76
434020000	20 - [3/4"]	60	25	2	8	10	1,09
434025000	25 - [1"]	70	30	2	10	10	1,54
434032000	32 - [1 1/4"]	82	38	2	14	10	2,08
434040000	40 - [1 1/2"]	92	45	2	17	10	2,71
434050000	50 - [2"]	108	57	2	22	10	4,09
434065000	65 - [2 1/2"]	127	76	2	27	10	5,65
434080000	80 - [3"]	142	89	2	30	10	6,68
434100000	100 - [4"]	162	108	2	38	10	7,67
434125000	125 - [5"]	192	140	2	44	10	10,78
434150000	150 - [6"]	218	169	2	55	10	12,30
434200000	200 - [8"]	273	218	2	71	10	19,04
434250000	250 - [10"]	328	273	2	91	10	25,58
434300000	300 - [12"]	378	318	2	137	10	27,78
434350000	350 - [14"]	438	368	2	162	10	37,76
434400000	400 - [16"]	490	420	2	180	10	47,15

Sesalit ECO: fibre organiche e sintetiche legate con gomma NBR/SBR esente amianto

IMPIEGHI: Acqua calda e fredda, olii vegetali ed animali, aria, alcuni carburanti (no GAS)

LIMITI DI TEMPERATURA ORIENTATIVI

Temperatura massima per brevi esposizioni: 180°-200° C

Temperatura massima di esercizio continuo per fluidi non aggressivi: 140° C

Temperatura massima di esercizio continuo con vapore: 110° C

OMOLOGAZIONI: acqua potabile WRAS n° 1605525

Sesalit ECO: organic and synthetic fibers bonded with NBR/SBR asbestos-free

USES: hot and cold water, vegetable and animal oils, air, some fuels (no GAS)

GUIDELINE TEMPERATURE LIMITS

Maximum temperature for short exposure: 180°-200° C

Maximum operating temperature for continuous non-aggressive fluids: 140° C

Maximum temperature for continuous operation with steam: 110° C

APPROVAL: potable water WRAS n° 1605525






435/001

BULLONE E DADO PER FLANGIA

- HEXAGONAL BOLT AND NUT FOR FLANGE
- SCHRAUBEN UND MUTTEN FUER FLANSCH
- BOULON D'ASSEMBLAGE À TÊTE HEXAGONALE POUR BRIDE
- TORNILLO Y TUERCA PARA BRIDA

MATERIAL: AISI 304 - 1.4301

CODE	Measure	 g			€
435012001	M 12 x 50 + dado / nut M 12	70	4	80*	5,78
435016001	M 16 x 65 + dado / nut M 16	154	4	40*	12,53
435020001	M 20 x 80 + dado / nut M 20	300	4	24*	24,76
435024001	M 24 x 100 + dado / nut M 24	610	4	24*	46,64

(*) unità minima di vendita / minimum selling quantity

FOCUS ON

BULLONI PER FLANGE / BOLTS AND NUTS FOR FLANGES

DN	DN inch	PN6		PN10		PN16		PN25		PN40	
		viti	N° pezzi	viti	N° pezzi	viti	N° pezzi	viti	N° pezzi	viti	N° pezzi
15	1/2"	M10x45	4	M12x50	4	M12x50	4	M12x50	4	M12x50	4
20	3/4"	M10x45	4	M12x50	4	M12x50	4	M12x50	4	M12x50	4
25	1"	M10x45	4	M12x50	4	M12x50	4	M12x50	4	M12x50	4
32	1" 1/4	M12x50	4	M16x65	4	M16x65	4	M16x65	4	M16x65	4
40	1" 1/2	M12x50	4	M16x65	4	M16x65	4	M16x65	4	M16x65	4
50	2"	M12x50	4	M16x65	4	M16x65	4	M16x65	4	M16x65	4
65	2" 1/2	M12x50	4	M16x65	8	M16x65	8	M16x65	8	M16x65	8
80	3"	M16x65	4	M16x65	8	M16x65	8	M16x65	8	M16x65	8
100	4"	M16x65	4	M16x65	8	M16x65	8	M20x80	8	M20x80	8
125	5"	M16x65	8	M16x65	8	M16x65	8	M24x100	8	M24x100	8
150	6"	M16x65	8	M20x80	8	M20x80	8	M24x100	8	M24x100	8
200	8"	M16x65	8	M20x80	8	M20x80	12	M24x100	12	M27x100	12

NOTE

M10x45 - M27x100 = Non presenti in assortimento / Absent on product range.



89

A 30 30

DEVIAZIONE A Y

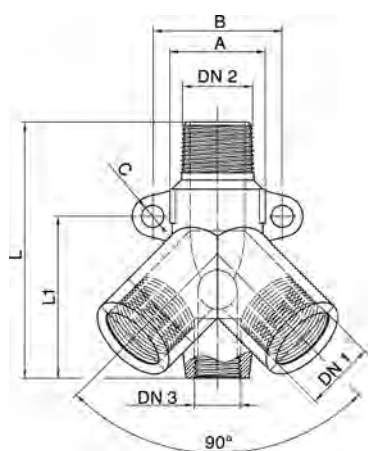
- Y-TEE BANDED
- Y-FITTING MIT INNENGEWINDE
- Y RACCORD
- RACOR "Y"

MATERIAL: AISI 316 - 1.4401 / 1.4408

THREAD: EN 10226-1 (ex ISO 7/1)

RATING: 150 PSI - PN10

CODE	DN	DN inch	A mm	L mm	L1 mm			€
089108316	6	1/8"	17	10	17	40	10	6,88
089104316	8	1/4"	21	13	19	64	10	9,62
089308316	10	3/8"	25	14	23	100	10	13,18
089102316	15	1/2"	29	18	27	128	10	17,92
089304316	20	3/4"	35	20	32	193	10	24,11
089100316	25	1"	43	23	38	323	10	37,39
089114316	32	1 1/4"	52	28	46	485	5	61,15
089112316	40	1 1/2"	58	30	48	565	5	70,03
089200316	50	2"	71	34	57	890	1	104,77



89/P

A 30 30

DEVIAZIONE A Y PER IMPIANTI ARIA COMPRESSA

- Y-TEE BANDED FOR COMPRESSED AIR SYSTEMS
- Y-FITTING MIT INNENGEWINDE FÜR DRUCKLUFT ANLAGE
- Y RACCORD POUR LES SYSTÈMES D'AIR COMPRIMÉ
- RACOR "Y" PARA INSTALACIONES DE AIRE COMPRIMIDO

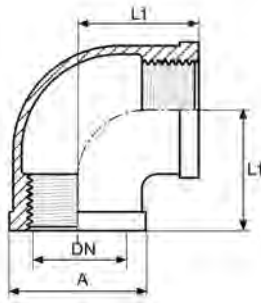
MATERIAL: AISI 316 - 1.4401 / 1.4408

THREAD: EN 10226-1 (ex ISO 7/1)

RATING: 150 PSI - PN10

CODE	DN1 inch	DN2 inch	DN3 inch	L mm	L1 mm	A mm	B mm	C mm			€
089102316P	1/2"	1/2"	1/4"	75	47,5	28	38	6,5	300	5	58,70

A 30 30



90

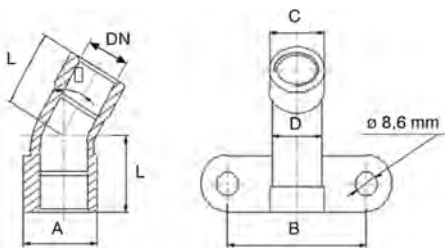
GOMITO 90° FF

- ELBOW 90° F/F
- WINKEL 90° I/I
- COUDE FF 90°
- CODO 90 HH

MATERIAL: AISI 316 - 1.4401 / 1.4408
THREAD: EN 10226-1 (ex ISO 7/1)
RATING: 150 PSI - PN10

CODE	DN	DN inch	A mm	L1 mm				€
090108316	6	1/8"	17	19	39	10	450	5,68
090104316	8	1/4"	21,3	21	61	10	300	5,14
090308316	10	3/8"	23,5	21,3	68	10	250	5,68
090102316	15	1/2"	29	27	102	10	100	6,30
090304316	20	3/4"	36	33	164	10	50	9,73
090100316	25	1"	43	38	264	10	70	14,50
090114316	32	1 1/4"	52	45	413	5	45	21,33
090112316	40	1 1/2"	58	50	521	5	30	26,97
090200316	50	2"	71,5	57	808	5	15	46,31
090212316	65	2 1/2"	87	69,7	1183	4	8	100,41
090300316	80	3"	99,5	77	1504	1	8	137,58
090400316	100	4"	126	98,2	2714	1	2	236,87

A 30 30



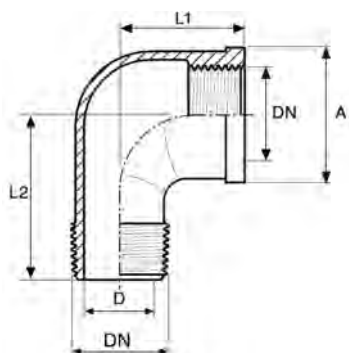
91

GOMITO FF CON FLANGIA

- WALL PLATE ELBOW F/F
- DECKENWINKEL MIT INNENGEWINDE
- COUDE FF AVEC BRIDE
- CODO PLACA

MATERIAL: AISI 316 - 1.4401 / 1.4408
THREAD: EN 10226-1 (ex ISO 7/1)
RATING: 150 PSI - PN10

CODE	DN	DN inch	degrees	L mm	A mm	B mm	C mm	D mm			€
091102045	15	1/2"	45°	22,8	28,5	55	27	25	146	5	17,37
091102090	15	1/2"	90°	27,7	28,5	55	27	25	162	5	18,04



92

GOMITO 90° MF

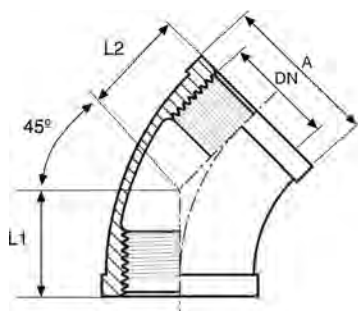
- ELBOW 90° M/F
- WINKEL 90° I/A
- COUDE MF 90°
- CODO 90 MH

MATERIAL: AISI 316 - 1.4401 / 1.4408

THREAD: EN 10226-1 [ex ISO 7/1]

RATING: 150 PSI - PN10

CODE	DN	DN inch	A mm	L1 mm	L2 mm	D mm				€
092108316	6	1/8"	17	19	25	5,5	26	10	600	6,87
092104316	8	1/4"	21	21	28,3	7,6	40	10	400	6,87
092308316	10	3/8"	25	25	32	10	73	10	200	7,09
092102316	15	1/2"	29	28	42	12,7	94	10	120	7,64
092304316	20	3/4"	35	33	50,5	17,7	167	10	60	11,28
092100316	25	1"	43	38	52	24,8	231	10	80	18,05
092114316	32	1 1/4"	52	45	60	33	385	5	45	28,75
092112316	40	1 1/2"	58,8	50	65	38	483	5	30	36,32
092200316	50	2"	71,7	58	74	48,7	791	5	15	47,77
092212316	65	2 1/2"	86,2	69	101	62	1286	2	8	113,30
092300316	80	3"	100	77	114,5	74,5	1925	1	6	176,88
092400316	100	4"	126,5	97	146,5	100	3100	1	3	293,01



121

GOMITO 45° FF

- ELBOW 45° F/F
- WINKEL 45° I/I
- COUDE FF 45°
- CODO 45 HH

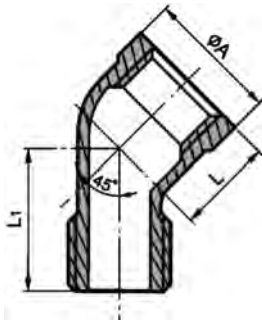
MATERIAL: AISI 316 - 1.4401 / 1.4408

THREAD: EN 10226-1 [ex ISO 7/1]

RATING: 150 PSI - PN10

CODE	DN	DN inch	A mm	L1 mm	L2 mm			€
121108316	6	1/8"	18	18	18	36	10	8,29
121104316	8	1/4"	21	17	17	50	10	8,29
121308316	10	3/8"	25	20	20	87	10	9,61
121102316	15	1/2"	29,5	22	22	105	10	9,89
121304316	20	3/4"	35,6	25	25	147	10	15,15
121100316	25	1"	43	28	28	246	10	20,65
121114316	32	1 1/4"	52,4	33	33	347	5	30,49
121112316	40	1 1/2"	58	36	36	416	5	41,02
121200316	50	2"	72	43	43	673	5	61,69
121212316	65	2 1/2"	87	49	49	948	4	121,36
121300316	80	3"	100	55	55	1232	1	165,19
121400316	100	4"	125,5	64	64	3156	1	291,99

A 30 30





122

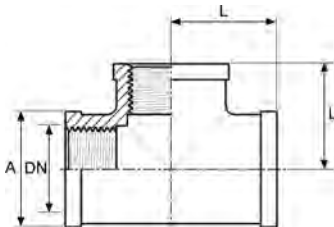
GOMITO 45° MF

- ELBOW 45° M/F
- WINKEL 45° I/A
- COUDE MF 45°
- CODO 45 MH

MATERIAL: AISI 316 - 1.4401 / 1.4408
THREAD: EN 10226-1 (ex ISO 7/1)
RATING: 150 PSI - PN10

CODE	DN	DN inch	A mm	L mm	L1 mm			€
122108316	6	1/8"	17	16	21	24	10	4,25
122104316	8	1/4"	21	17	23	42	10	6,08
122308316	10	3/8"	25	19	27	63	10	8,46
122102316	15	1/2"	29	21	31	87	10	11,32
122304316	20	3/4"	35	25	36	135	10	15,86
122100316	25	1"	43	29	42	230	10	28,27
122114316	32	1 1/4"	52	34	49	360	5	40,48
122112316	40	1 1/2"	58	37	51	422	5	47,51
122200316	50	2"	71	42	59	710	5	73,06
122212316	65	2 1/2"	88	49	71	1210	4	141,72
122300316	80	3"	101	54	79	1670	2	192,78
122400316	100	4"	129	65	96	2860	1	318,19

A 30 30






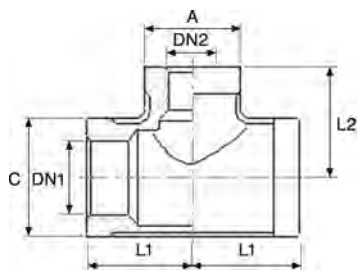
131

TEE NORMALE

- TEE
- T-STÜCK
- TEE
- TE IGUAL

MATERIAL: AISI 316 - 1.4401 / 1.4408
THREAD: EN 10226-1 (ex ISO 7/1)
RATING: 150 PSI - PN10

CODE	DN	DN inch	A mm	L mm				€
131108316	6	1/8"	17	19	56	10	300	7,88
131104316	8	1/4"	21,3	21	82	10	200	7,88
131308316	10	3/8"	23,5	23,6	105	10	150	9,05
131102316	15	1/2"	30	28	156	10	70	9,73
131304316	20	3/4"	35	33	229	10	40	12,70
131100316	25	1"	43	38	369	10	50	19,42
131114316	32	1 1/4"	52	45	558	5	30	31,91
131112316	40	1 1/2"	58,5	50	702	5	20	40,18
131200316	50	2"	71,5	58	1082	5	15	62,72
131212316	65	2 1/2"	87	70	1517	2	8	142,20
131300316	80	3"	100	78,5	1856	2	4	204,00
131400316	100	4"	125	97	3170	1	2	311,13



132

A 30 30

TEE RIDOTTO

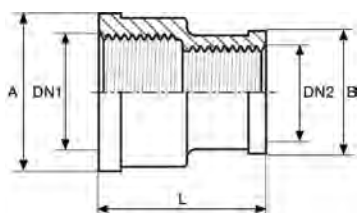
- REDUCING TEE
- T-STÜCK MIT REDUZIERTEM ABGANG
- TEE RÉDUIT
- TE CON SALIDA REDUCIDA

MATERIAL: AISI 316 - 1.4401 / 1.4408

THREAD: EN 10226-1 (ex ISO 7/1)

RATING: 150 PSI - PN10

CODE	DN1 inch	DN2 inch	A mm	C mm	L1 mm	L2 mm	g	kg	€
132104108	1/4"	1/8"	17	21	18	19	66	10	12,18
132308104	3/8"	1/4"	21	23	20	22	70	10	13,87
132102308	1/2"	3/8"	23,5	29	26	25	116	10	15,06
132304102	3/4"	1/2"	30	37	30	32	230	10	19,57
132100102	1"	1/2"	30,5	44	32	33,4	307	10	29,99
132100304	1"	3/4"	35,8	44	35	35	324	10	29,99
132114102	1 1/4"	1/2"	28,8	51,4	34	38	330	5	51,35
132114304	1 1/4"	3/4"	35,8	51,4	38	40	376	5	51,35
132114100	1 1/4"	1"	43,3	51,4	40	42	426	5	51,35
132112102	1 1/2"	1/2"	28,8	57,9	35	42	420	5	64,23
132112304	1 1/2"	3/4"	35,8	57,9	38	43	467	5	64,23
132112100	1 1/2"	1"	43,3	57,9	41	45	517	5	64,23
132112114	1 1/2"	1 1/4"	51,4	57,9	45	48	579	5	64,23
132200102	2"	1/2"	28,8	71	38	48	593	5	100,35
132200304	2"	3/4"	35,8	71	41	49	662	5	100,35
132200100	2"	1"	43,3	71	44	51	740	5	100,35
132200114	2"	1 1/4"	51,4	71	48	54	785	5	100,35
132200112	2"	1 1/2"	57,9	71	52	55	872	5	100,35



140

A 30 30

MANICOTTO RIDOTTO

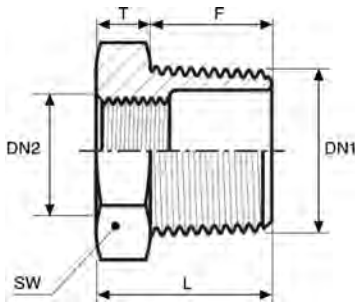
- REDUCTION SOCKET
- REDUZIERMUFFE
- MANCHON RÉDUIT
- MANGUITO REDUCCIÓN

MATERIAL: AISI 316 - 1.4401 / 1.4408

THREAD: EN 10226-1 (ex ISO 7/1)

RATING: 150 PSI - PN10

CODE	DN1 inch	DN2 inch	A mm	B mm	L mm	g	kg	€
140108104	1/4"	1/8"	21,5	19	26	31	10	5,73
140308104	3/8"	1/4"	26	21,5	29	53	10	6,50
140102308	1/2"	3/8"	29	22,4	34	70	10	7,59
140304102	3/4"	1/2"	37	28,1	37	116	10	10,00
140100102	1"	1/2"	43	29,4	42	154	10	15,86
140100304	1"	3/4"	43	32	42	148	10	15,86
140114102	1 1/4"	1/2"	52	29	48	230	10	24,85
140114304	1 1/4"	3/4"	52	35	48	234	5	24,85
140114100	1 1/4"	1"	52,5	39	52	230	5	24,85
140112100	1 1/2"	1"	59	43,5	53	292	5	30,28
140112114	1 1/2"	1 1/4"	59	50	53	298	5	30,28
140200100	2"	1"	72	43	56	456	5	41,73
140200114	2"	1 1/4"	72	52	56	430	5	41,73
140200112	2"	1 1/2"	72	56,7	57	452	5	41,73



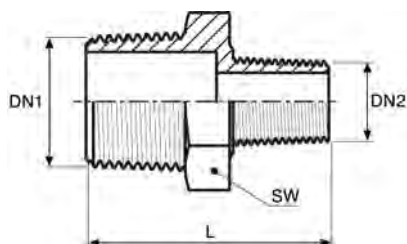
141

RIDUZIONE MF

- HEXAGONAL BUSHING M/F
- 6-KANT REDUZIERSTÜCK
- REDUCTION MF
- TUERCA REDUCCIÓN

MATERIAL: AISI 316 - 1.4401 / 1.4408
THREAD: EN 10226-1 (ex ISO 7/1)
RATING: 150 PSI - PN10

CODE	DN1 inch	DN2 inch	L mm	T mm	F mm	SW mm				€
141104108	1/4"	1/8"	15,2	4,4	10,8	16	10	10	1200	4,02
141308108	3/8"	1/8"	16,5	4,1	12,4	18	19	10	800	4,86
141308104	3/8"	1/4"	16,5	4,6	11,9	18	14	10	800	4,86
141102104	1/2"	1/4"	21	5,4	15,6	26	40	10	400	5,07
141102308	1/2"	3/8"	21	5,6	15,4	26	34	10	400	5,07
141304104	3/4"	1/4"	24	6,4	17,6	30	71	10	200	7,47
141304308	3/4"	3/8"	24	6,6	17,4	30	65	10	200	7,47
141304102	3/4"	1/2"	24	6,5	17,5	30	54	10	200	7,47
141100102	1"	1/2"	27	7,3	19,7	35	99	10	150	9,36
141100304	1"	3/4"	27	7,3	19,7	35	77	10	150	9,36
141114102	1 1/4"	1/2"	30	8,1	21,9	45	197	5	80	14,29
141114304	1 1/4"	3/4"	30	8,1	21,9	45	175	5	80	14,29
141114100	1 1/4"	1"	30	8,1	21,9	45	141	5	80	14,29
141112102	1 1/2"	1/2"	38	12,2	25,8	52	312	5	60	19,71
141112304	1 1/2"	3/4"	38	12,2	25,8	52	303	5	60	19,71
141112100	1 1/2"	1"	38	12,2	25,8	52	275	5	60	19,71
141112114	1 1/2"	1 1/4"	38	12,2	25,8	52	202	5	60	19,71
141200100	2"	1"	36	11,2	24,8	63	345	5	35	27,24
141200114	2"	1 1/4"	36	11,2	24,8	63	360	5	35	27,24
141200112	2"	1 1/2"	36	11,2	24,8	63	296	5	35	27,24
141212100	2 1/2"	1"	45	14,1	30,9	81	855	5	15	58,06
141212114	2 1/2"	1 1/4"	45	14,1	30,9	81	796	5	15	58,06
141212112	2 1/2"	1 1/2"	45	14,1	30,9	81	753	5	15	58,06
141212200	2 1/2"	2"	45	14,1	30,9	81	630	5	15	58,06
141300200	3"	2"	47	14	33	95	1041	2	12	83,86
141300212	3"	2 1/2"	47	14	33	95	767	2	12	83,86
141400200	4"	2"	52	12	40	120	1993	2	8	139,15
141400212	4"	2 1/2"	52	12	40	120	1631	2	8	139,15
141400300	4"	3"	52	12	40	120	1493	2	8	139,15



145

VITE DOPPIA RIDOTTA

- HEXAGONAL NIPPLE REDUCED
- 6-KANT DOPPELNIPPEL REDUZIERT
- MAMELON RÉDUIT
- MACHÓN REDUCIDO

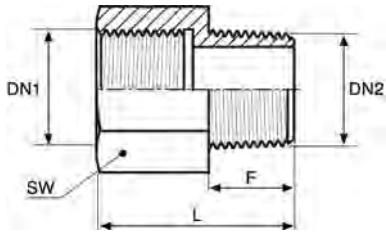
MATERIAL: AISI 316 - 1.4401 / 1.4408

THREAD: EN 10226-1 (ex ISO 7/1)

RATING: 150 PSI - PN10

CODE	DN1 inch	DN2 inch	L mm	SW mm	g			€
145104108	1/4"	1/8"	34	18	29	10	600	5,80
145308108	3/8"	1/8"	35	21	43	10	400	6,69
145308104	3/8"	1/4"	35,5	21	42	10	400	6,69
145102104	1/2"	1/4"	34	26	53	10	200	7,35
145102308	1/2"	3/8"	41	26	63	10	200	7,35
145304104	3/4"	1/4"	37	30	70	10	100	9,36
145304308	3/4"	3/8"	37	30	75	10	100	9,36
145304102	3/4"	1/2"	45	30	105	10	100	9,36
145100102	1"	1/2"	44,2	35	115	10	150	12,05
145100304	1"	3/4"	50	37	146	10	150	12,05
145114102	1 1/4"	1/2"	48	46	199	5	80	21,00
145114304	1 1/4"	3/4"	52	46	219	5	80	21,00
145114100	1 1/4"	1"	54	46	227	5	80	21,00
145112304	1 1/2"	3/4"	53	50	250	5	60	25,57
145112100	1 1/2"	1"	53	50	242	5	60	25,57
145112114	1 1/2"	1 1/4"	59	51,5	311	5	60	25,57
145200100	2"	1"	57	63	361	5	60	34,53
145200114	2"	1 1/4"	58	63	379	5	60	34,53
145200112	2"	1 1/2"	65,4	64	432	5	50	34,53
145212100	2 1/2"	1"	63	80	700	5	20	69,91
145212114	2 1/2"	1 1/4"	66	80	730	5	20	69,91
145212112	2 1/2"	1 1/2"	66	80	739	5	20	69,91
145212200	2 1/2"	2"	77	76,3	934	5	20	69,91
145300200	3"	2"	74	95	1069	2	12	101,05
145300212	3"	2 1/2"	84	92,5	1381	2	12	101,05
145400200	4"	2"	82	125	1754	2	4	157,82
145400212	4"	2 1/2"	82	125	1750	2	4	157,82
145400300	4"	3"	94	117,4	2200	2	4	157,82

A 30 30



146



MANICOTTO MF (PROLUNGA)

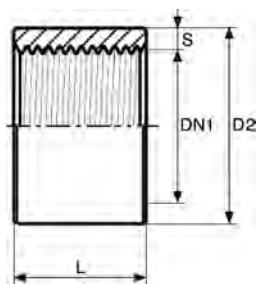
- HEX. NEG. BUSHUNG F/M
- MUFFENNIPPEL
- MANCHON DE PROLONGEMENT
- MANGUITO HM

MATERIAL: AISI 316 - 1.4401 / 1.4408

THREAD: EN 10226-1 (ex ISO 7/1)

RATING: 150 PSI - PN10

CODE	DN1 inch	DN2 inch	L mm	F mm	SW mm			€
146104108	1/4"	1/8"	27	10,8	17	23	10	9,41
146104104	1/4"	1/4"	28,5	12	17	26	10	9,41
146308104	3/8"	1/4"	30,5	11,9	21	38	10	11,22
146308308	3/8"	3/8"	31	12,3	21	43	10	11,66
146102308	1/2"	3/8"	34,5	12,3	26	64	10	19,89
146102102	1/2"	1/2"	37,5	14,6	26	73	10	19,89
146304102	3/4"	1/2"	38,5	15,6	32	102	10	20,06
146304304	3/4"	3/4"	41	17,5	32	280	10	20,41
146100304	1"	3/4"	44	17,5	38	127	10	27,12
146100100	1"	1"	46	20,1	38	300	5	27,66
146114100	1"1/4	1"	47	20	50	240	5	33,63
146114114	1"1/4	1"1/4	49	22	50	389	5	34,24
146112114	1"1/2	1"1/4	50	22,3	54	263	5	46,40
146112112	1"1/2	1"1/2	51	23,5	54	400	5	47,29
146200112	2"	1"1/2	54	23,1	68	533	5	52,64
146200200	2"	2"	57	26,5	68	537	5	53,64

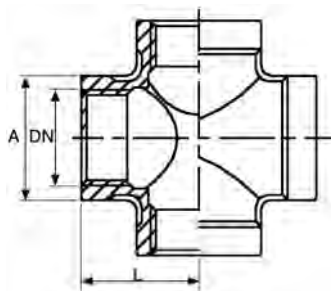
**168/316L****MEZZO MANICOTTO**

- HALF SOCKET
- MUFFE H.L.
- DEMI MANCHON
- MEDIO MANGUITO

Da tubo S.S.
From seamless pipe

MATERIAL: AISI 316L - 1.4404
DIMENSION: UNI/DIN EN 10241 (ex DIN 2986)
THREAD: EN 10226-1 (ex ISO 7/1)
RATING: 150 PSI - PN10

CODE	DN	DN1 inch	D2 mm	L mm	S mm	g	kg	€
168108316	6	1/8"	15	8	2,35	7	10	3,26
168104316	8	1/4"	18,5	11	2,40	12	10	3,26
168308316	10	3/8"	21,3	12	2,05	14	10	3,44
168102316	15	1/2"	26,6	15	2,65	26	10	4,99
168304316	20	3/4"	31,8	17	2,45	36	10	5,81
168100316	25	1"	39,5	20	2,90	64	10	9,74
168114316	32	1 1/4"	48,3	22	2,95	88	5	15,67
168112316	40	1 1/2"	54,5	22	3,10	105	5	18,20
168200316	50	2"	66,2	26	2,95	164	5	26,68
168212316	65	2 1/2"	82	30	2,95	245	1	53,51
168300316	80	3"	95	34	3,05	312	1	54,22
168400316	100	4"	121,4	40	3,55	630	1	85,68

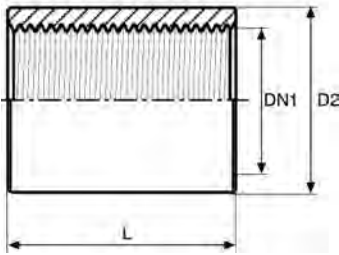
**180****CROCE FEMMINA**

- CROSS
- KREUZSTÜCK
- CROIX
- CRUZ

MATERIAL: AISI 316 - 1.4401 / 1.4408
THREAD: EN 10226-1 (ex ISO 7/1)
RATING: 150 PSI - PN10

CODE	DN	DN inch	A mm	L mm	g	kg	€
180108316	6	1/8"	15,2	17	38	10	14,16
180104316	8	1/4"	19,7	18,5	72	10	14,16
180308316	10	3/8"	23,3	22,9	103	10	16,76
180102316	15	1/2"	28	26,8	144	10	18,58
180304316	20	3/4"	34,8	32	249	10	26,67
180100316	25	1"	43,6	37,5	435	10	35,29
180114316	32	1 1/4"	53	45,9	701	5	58,37
180112316	40	1 1/2"	58	47,6	754	5	68,75
180200316	50	2"	71	58	1258	2	110,59
180212316	65	2 1/2"	87	69	1770	2	210,49
180300316	80	3"	99	77	2031	1	295,69
180400316	100	4"	125	97	3490	1	454,78

A 30 30



268/304L

MANICOTTO

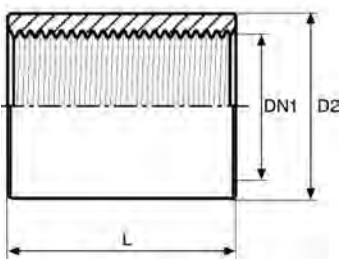
- SOCKET
- MUFFE G.L.
- MANCHON
- MANGUITO

MATERIAL: AISI 304L - 1.4307
DIMENSION: UNI/DIN EN 10241 (ex DIN 2986)
THREAD: EN 10226-1 (ex ISO 7/1)
RATING: 150 PSI - PN10

Da tubo S.S.
From seamless pipe

CODE	DN	DN1 inch	D2 mm	L mm	S mm				€
268108304	6	1/8"	15	17	2,35	15	10	800	4,69
268104304	8	1/4"	18,5	25	2,40	30	10	500	4,69
268308304	10	3/8"	21,3	26	2,05	34	10	400	5,35
268102304	15	1/2"	26,6	34	2,65	68	10	240	6,42
268304304	20	3/4"	31,8	36	2,45	83	10	140	8,36
268100304	25	1"	39,5	43	2,90	137	10	150	12,68
268114304	32	1 1/4"	48,3	48	2,95	226	5	100	20,77
268112304	40	1 1/2"	54,5	48	3,10	266	5	70	23,44
268200304	50	2"	66,2	56	2,95	352	5	50	31,85
268212304	65	2 1/2"	82	65	2,95	530	1	24	72,79
268300304	80	3"	95	71	3,05	650	1	18	86,09
268400304	100	4"	121,4	83	3,55	1305	1	10	133,46

A 30 30



268/316L

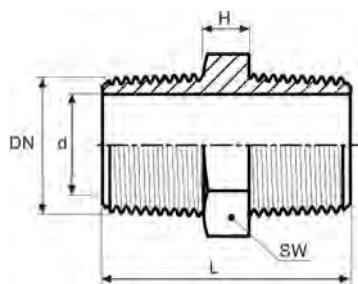
MANICOTTO

- SOCKET
- MUFFE G.L.
- MANCHON
- MANGUITO

MATERIAL: AISI 316L - 1.4404
DIMENSION: UNI/DIN EN 10241 (ex DIN 2986)
THREAD: EN 10226-1 (ex ISO 7/1)
RATING: 150 PSI - PN10

Da tubo S.S.
From seamless pipe

CODE	DN	DN1 inch	D2 mm	L mm	S mm				€
268108316	6	1/8"	15	17	2,35	15	10	800	5,46
268104316	8	1/4"	18,5	25	2,40	30	10	500	5,46
268308316	10	3/8"	21,3	26	2,05	34	10	400	6,29
268102316	15	1/2"	26,6	34	2,65	68	10	240	7,72
268304316	20	3/4"	31,8	36	2,45	83	10	140	10,00
268100316	25	1"	39,5	43	2,90	137	10	150	15,03
268114316	32	1 1/4"	48,3	48	2,95	226	5	100	24,29
268112316	40	1 1/2"	54,5	48	3,10	266	5	70	27,73
268200316	50	2"	66,2	56	2,95	352	5	50	38,10
268212316	65	2 1/2"	82	65	2,95	530	1	24	84,73
268300316	80	3"	95	71	3,05	650	1	18	102,86
268400316	100	4"	121,4	83	3,55	1305	1	10	159,75



280

A 30 30

VITE DOPPIA

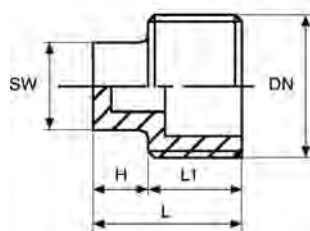
- HEXAGON NIPPLE
- 6-KANT DOPPELNIPPEL
- MAMELON DOUBLE
- MACHÓN DOBLE

MATERIAL: AISI 316 - 1.4401 / 1.4408

THREAD: EN 10226-1 (ex ISO 7/1)

RATING: 150 PSI - PN10

CODE	DN	DN inch	L mm	H mm	d mm	SW mm				€
280108316	6	1/8"	23,6	6	4,3	12	12	10	700	4,38
280104316	8	1/4"	27,8	6	7	16	22	10	600	4,38
280308316	10	3/8"	29	6	9,4	19	39	10	400	5,07
280102316	15	1/2"	35	6	13,7	22	50	10	200	5,31
280304316	20	3/4"	40	8	19	30	84	10	100	6,87
280100316	25	1"	46	7,5	25,5	36	120	10	130	9,36
280114316	32	1"1/4	52,5	10	32	46	230	5	80	16,29
280112316	40	1"1/2	54	11	38,5	50	261	5	60	21,65
280200316	50	2"	62	13,2	50,2	64,5	399	5	40	26,42
280212316	65	2"1/2	70	13	63,8	79,5	698	2	18	68,45
280300316	80	3"	78,4	15	77	90	898	2	12	89,78
280400316	100	4"	94	17,6	102	120	1192	1	4	142,25



291

A 30 30

TAPPO MASCHIO TESTA QUADRA

- SQUARE PLUG
- 4-KANT STOPFEN
- BOUCHON M. CARRÉ
- TAPÓN MACHO CUADRADA

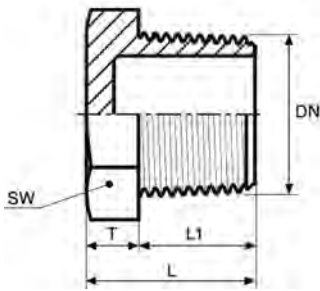
MATERIAL: AISI 316 - 1.4401 / 1.4408

THREAD: EN 10226-1 (ex ISO 7/1)

RATING: 150 PSI - PN10

CODE	DN	DN inch	L mm	L1 mm	H mm	SW mm			€
291108316	6	1/8"	16,5	12,5	6,5	6 x 6	9	10	3,37
291104316	8	1/4"	20	12	8	9 x 9	17	10	3,37
291308316	10	3/8"	23	13	10	11 x 11	30	10	4,79
291102316	15	1/2"	25	15,5	9,5	13 x 13	37	10	5,39
291304316	20	3/4"	27	17	10	16 x 16	45	10	6,50
291100316	25	1"	32	20	12	20 x 20	95	10	9,30
291114316	32	1"1/4	35	22	13	24 x 24	137	5	15,97
291112316	40	1"1/2	36	22	14	25 x 25	151	5	20,45
291200316	50	2"	38	24	14	32 x 32	242	5	28,21
291212316	65	2"1/2	48	30	18	42 x 42	617	1	62,45
291300316	80	3"	52	34	18	46 x 46	913	1	96,06
291400316	100	4"	62	39,5	22,5	58 x 58	1588	1	183,89

A 30 30



292

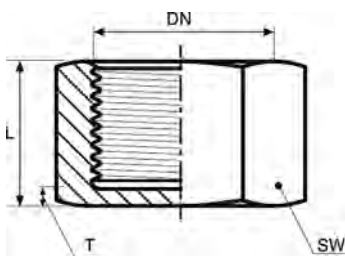
TAPPO MASCHIO TESTA ESAGONALE

- HEXAGONAL PLUG
- 6-KANT STOPFEN
- BOUCHON M. HEXAGONAL
- TAPÓN MACHO HEXAGONAL

MATERIAL: AISI 316 - 1.4401 / 1.4408
THREAD: EN 10226-1 (ex ISO 7/1)
RATING: 150 PSI - PN10

CODE	DN	DN inch	L mm	L1 mm	T mm	SW mm	g	kg	Box	€
292108316	6	1/8"	17	12	5	12	12	10	1000	3,82
292104316	8	1/4"	17,5	12,5	5,5	16	20	10	800	3,37
292308316	10	3/8"	18	12	6	20	36	10	600	3,91
292102316	15	1/2"	25	16,5	8,5	24	51	10	300	4,42
292304316	20	3/4"	26	17,5	8,5	30	76	10	200	7,44
292100316	25	1"	29	20,5	8,5	38	119	10	120	9,36
292114316	32	1 1/4"	35	26,5	8,5	46	213	5	75	17,52
292112316	40	1 1/2"	38	26,5	11,5	52	297	5	60	25,12
292200316	50	2"	39	27,5	11,5	65	440	5	30	34,89
292212316	65	2 1/2"	44	30,5	13,5	81	806	3	15	64,99
292300316	80	3"	54	40,5	13,5	94	1164	2	12	94,04
292400316	100	4"	55	40,5	14,5	119	1961	2	10	159,86

A 30 30



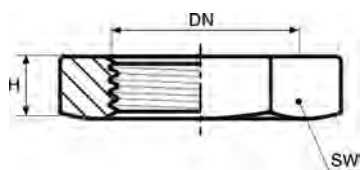
300

CALOTTA ESAGONALE

- HEXAGONAL CAP
- 6-KANT KAPPE
- BOUCHON FEMELLE HEXAGONALE
- TAPÓN HEMBRA HEXAGONAL

MATERIAL: AISI 316 - 1.4401 / 1.4408
THREAD: EN 10226-1 (ex ISO 7/1)
RATING: 150 PSI - PN10

CODE	DN	DN inch	L mm	T mm	SW mm	g	kg	€
300108316	6	1/8"	14	3	15	12	10	3,77
300104316	8	1/4"	18	3	18	21	10	3,77
300308316	10	3/8"	19	3	21	32	10	4,60
300102316	15	1/2"	21	3	27	58	10	5,76
300304316	20	3/4"	24	4	30	67	10	6,95
300100316	25	1"	25	4	38	116	10	10,37
300114316	32	1 1/4"	28	4,5	50	231	5	19,55
300112316	40	1 1/2"	28	4,5	55	254	5	22,12
300200316	50	2"	34	4	70	506	5	35,10
300212316	65	2 1/2"	40	6,5	92	1207	2	81,34
300300316	80	3"	45	6	109	1925	2	126,59
300400316	100	4"	50	6	132	2693	1	187,49



310

A 30 30



CONTRODADO

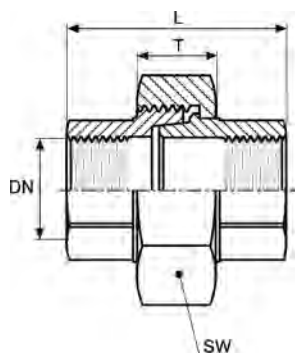
- BACK NUT
- 6-KANT GEGENMUTTER
- CONTRE ECROU
- CONTRATUERCA

MATERIAL: AISI 316 - 1.4401 / 1.4408

THREAD: ISO 228/1 (ex DIN 259)

RATING: 150 PSI - PN10

CODE	DN	DN inch	H mm	SW mm			€
310108316	6	1/8"	6,2	14	18	10	3,44
310104316	8	1/4"	7	23	19	10	3,44
310308316	10	3/8"	8	26	22	10	3,76
310102316	15	1/2"	10	31	39	10	4,73
310304316	20	3/4"	11	37	56	10	5,49
310100316	25	1"	10	46	79	10	7,59
310114316	32	1 1/4"	11	55	110	5	11,20
310112316	40	1 1/2"	12	63	154	5	14,79
310200316	50	2"	13	76	227	5	21,51
310212316	65	2 1/2"	16	95	450	1	45,19
310300316	80	3"	19	105	575	1	55,71
310400316	100	4"	20	131	775	1	82,13



330

A 30 30




GIUNTO A 3 PEZZI FF

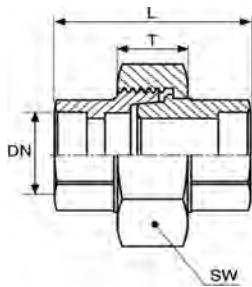
- UNION CONICAL F/F
- VERSCHRAUBUNG I/I
- MANCHON UNION FF CONIQUE
- ENLACE 3 PIEZAS CÓNICA

MATERIAL: AISI 316 - 1.4401 / 1.4408

THREAD: EN 10226-1 (ex ISO 7/1)

RATING: 150 PSI - PN10

CODE	DN	DN inch	L mm	T mm	SW mm				€
330108316	6	1/8"	29	13,5	25	54	10	300	16,38
330104316	8	1/4"	37,5	13,5	30	101	10	150	16,38
330308316	10	3/8"	40,5	15	35	128	10	100	18,20
330102316	15	1/2"	44	17	42	198	10	70	18,20
330304316	20	3/4"	50	19	47	253	10	50	23,04
330100316	25	1"	48	20,5	53	285	10	60	31,39
330114316	32	1 1/4"	59	23	71	700	5	35	57,65
330112316	40	1 1/2"	65	25,5	77	815	5	35	70,67
330200316	50	2"	69	27,5	92	1205	5	15	94,43
330212316	65	2 1/2"	80	28,5	112	1879	2	10	179,56
330300316	80	3"	88	30	126	2591	1	8	258,06
330400316	100	4"	108	38	157	4340	1	4	420,89



340



A 30 30

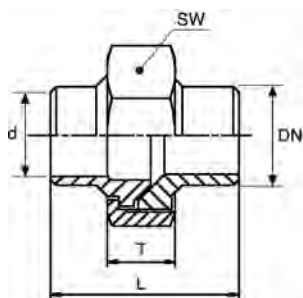
GIUNTO A 3 PEZZI A SALDARE A TASCA

- UNION CONICAL SOCKET WELDED
- VERSCHRAUBUNG ZUM EINSTECKSCHWEISSEN
- MANCHON UNION A SOUDER
- ENLACE 3 PIEZAS SOLDAR CÓNICA

MATERIAL: AISI 316 - 1.4401 / 1.4408

RATING: 150 PSI - PN10

CODE	DN	DN inch/mm	L mm	T mm	SW mm			€
340108316	6	1/8" - 11	29	13,5	25	50	10	32,39
340104316	8	1/4" - 14,4	37,5	13,5	30	98	10	32,39
340308316	10	3/8" - 17,8	38	15,5	35	121	10	36,01
340102316	15	1/2" - 22	42	17	42	199	10	41,53
340304316	20	3/4" - 27,4	50,4	19	47	265	10	52,60
340100316	25	1" - 34,1	48	20,5	53	301	10	69,20
340114316	32	1 1/4 - 42,9	59	23	71	721	5	117,95
340112316	40	1 1/2 - 48,9	65	26	78	799	5	144,51
340200316	50	2" - 61,4	69	28,5	92	1200	1	193,26
340212316	65	2 1/2 - 74,1	80	28,5	112	1868	1	364,19
340300316	80	3" - 90,1	88	30	127	2561	1	523,10



340/BW



A 30 30

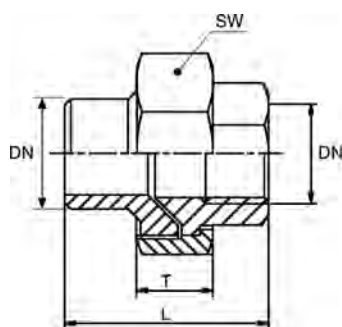
GIUNTO A 3 PEZZI A SALDARE DI TESTA

- UNION CONICAL BUTT WELDING
- VERSCHRAUBUNG ZUM ANSCHWEISSEN
- RACCORD UNION A SOUDER B.W.
- ENLACE 3 PIEZAS PARA SOLDAR CÓNICA

MATERIAL: AISI 316 - 1.4401 / 1.4408

RATING: 150 PSI - PN10

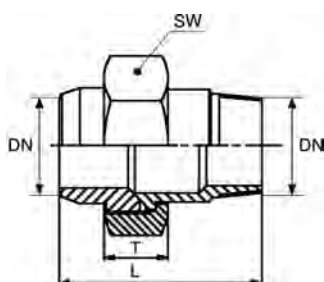
CODE	DN	DN inch	d mm	L mm	T mm	SW mm			€
3403080BW	10	3/8"	12,7	38	15,5	35	104	10	34,98
3401020BW	15	1/2"	16,7	42	17	42	173	10	44,00
3403040BW	20	3/4"	21,5	50,4	19	47	233	10	56,47
3401000BW	25	1"	26,5	48	20,5	53	329	10	73,14
3401140BW	32	1 1/4	35,8	59	23	71	635	5	122,64
3401120BW	40	1 1/2	42	64	26	78	668	5	152,77
3402000BW	50	2"	53,3	69	28,5	92	1039	1	192,17

**340/FBW****A 30 30****GIUNTO A 3 PEZZI F A SALDARE DI TESTA**

- UNION CONICAL FEMALE BUTT WELDING
- VERSCHRAUBUNG ZUM ANSCHWEISSEN MIT INNENGEWINDE
- RACCORD UNION FEMELLE A SOUDER B.W.
- ENLACE 3 PIEZAS H PARA SOLDAR CÓNICA

MATERIAL: AISI 316 - 1.4401 / 1.4408**THREAD:** EN 10226-1 (ex ISO 7/1)**RATING:** 150 PSI - PN10

CODE	DN	DN inch	L mm	T mm	SW mm	g	kg	€
340308FBW	10	3/8"	38	15,5	35	109	10	36,01
340102FBW	15	1/2"	42	17	42	188	10	42,41
340304FBW	20	3/4"	50,4	19	47	270	10	55,92
340100FBW	25	1"	48	20,5	53	320	10	73,14
340114FBW	32	1 1/4"	59	23	71	666	5	127,16
340112FBW	40	1 1/2"	64	26	78	726	5	153,10
340200FBW	50	2"	69	28,5	92	1126	1	207,69

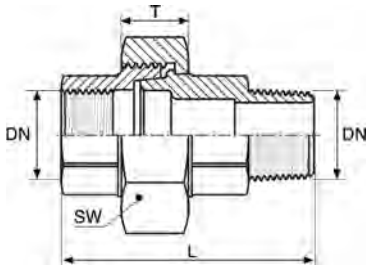
**340/MBW****A 30 30****GIUNTO A 3 PEZZI M A SALDARE DI TESTA**

- UNION CONICAL MALE BUTT WELDING
- VERSCHRAUBUNG ZUM ANSCHWEISSEN MIT AUSSENGEWINDE
- RACCORD UNION MALE A SOUDER B.W.
- ENLACE 3 PIEZAS M PARA SOLDAR CÓNICA

MATERIAL: AISI 316 - 1.4401 / 1.4408**THREAD:** EN 10226-1 (ex ISO 7/1)**RATING:** 150 PSI - PN10

CODE	DN	DN inch	L mm	T mm	SW mm	g	kg	€
340308MBW	10	3/8"	50	15,5	35	129	10	41,53
340102MBW	15	1/2"	58,4	17	42	209	10	49,25
340304MBW	20	3/4"	66	19	47	308	10	65,81
340100MBW	25	1"	64,4	20,5	53	399	10	87,59
340114MBW	32	1 1/4"	83	23	71	827	5	147,35
340112MBW	40	1 1/2"	86,3	26	78	925	5	183,82
340200MBW	50	2"	94	28,5	92	1432	1	231,35

A 30 30



341

GIUNTO A 3 PEZZI MF

- UNION CONICAL M/F
- VERSCHRAUBUNG I/A
- MANCHON UNION MF
- ENLACE 3 PIEZAS MH CÓNICA

MATERIAL: AISI 316 - 1.4401 / 1.4408
THREAD: EN 10226-1 (ex ISO 7/1)
RATING: 150 PSI - PN10

CODE	DN	DN inch	L mm	T mm	SW mm			€
341108316	6	1/8"	40	13,5	25	59	10	17,93
341104316	8	1/4"	50	13,5	30	108	10	17,93
341308316	10	3/8"	50	15,5	35	133	10	20,02
341102316	15	1/2"	58	17	42	230	10	21,51
341304316	20	3/4"	67	19	47	332	10	30,09
341100316	25	1"	68,3	20,5	53	403	10	35,34
341114316	32	1"1/4	83	23	71	865	5	70,39
341112316	40	1"1/2	86,3	26	78	978	5	81,94
341200316	50	2"	94	28,5	92	1509	5	108,96
341212316	65	2"1/2	113,3	28,5	112	2457	2	207,69
341300316	80	3"	127	30	126	3450	1	306,48
341400316	100	4"	154,5	38	157	5720	1	511,07

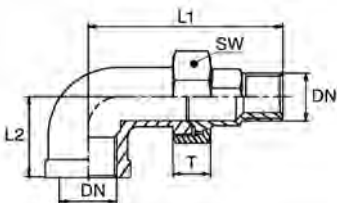
A 30 30

342

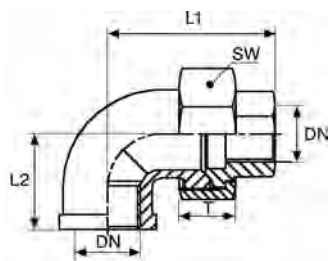
BOCCHETTONE CURVO MF

- UNION CONICAL ELBOW M/F
- WINKEL KUPPLUNG I/A
- COUDE UNION MF
- ENLACE 3 PIEZAS CURVA MH

MATERIAL: AISI 316 - 1.4401 / 1.4408
THREAD: EN 10226-1 (ex ISO 7/1)
RATING: 150 PSI - PN10



CODE	DN	DN inch	L1 mm	L2 mm	T mm	SW mm			€
342104316	8	1/4"	58,6	21	13,5	30	147	10	31,49
342308316	10	3/8"	61	25	15,5	35	187	10	34,09
342102316	15	1/2"	71	28	17	42	269	10	38,56
342304316	20	3/4"	78,7	33	19	47	409	10	49,37
342100316	25	1"	88,4	38	20,5	53	602	10	63,60
342114316	32	1"1/4	102,9	45	23	71	1142	5	108,59
342112316	40	1"1/2	110,3	50	26	77	1315	3	161,24
342200316	50	2"	119,4	58	28,5	92	1992	2	186,10



343

A 30 30

BOCCHETTONE CURVO FF

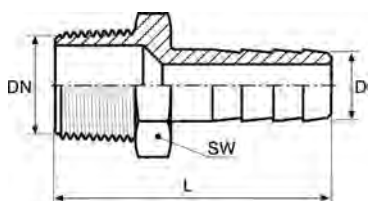
- UNION CONICAL ELBOW F/F
- WINKEL KUPPLUNG I/I
- COUDE UNION FF
- ENLACE 3 PIEZAS CURVA HH

MATERIAL: AISI 316 - 1.4401 / 1.4408

THREAD: EN 10226-1 (ex ISO 7/1)

RATING: 150 PSI - PN10

CODE	DN	DN inch	L1 mm	L2 mm	T mm	SW mm	g	kg	€
343104316	8	1/4"	46,2	21	13,5	30	139	10	31,28
343308316	10	3/8"	49	25	15,5	35	164	10	33,03
343102316	15	1/2"	56	28	17	42	266	10	37,67
343304316	20	3/4"	62,7	33	19	47	364	10	46,64
343100316	25	1"	68	38	20,5	53	598	10	60,33
343114316	32	1"1/4"	79,5	45	23	71	1009	5	98,92
343112316	40	1"1/2"	88	50	26	78	1181	5	117,86
343200316	50	2"	93,8	58	28,5	92	1847	2	166,12



344

A 30 30

PORTAGOMMA M

- HOSE NIPPLE
- SCHLAUCHNIPPEL
- TETON M
- ENTRONQUE MANGUERA

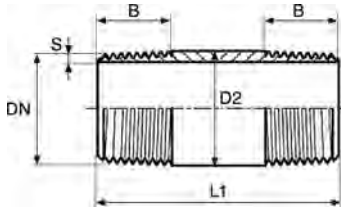
MATERIAL: AISI 316 - 1.4401 / 1.4408

THREAD: EN 10226-1 (ex ISO 7/1)

RATING: 150 PSI - PN10

CODE	DN	DN inch	D mm	L mm	SW mm	g	kg	€
344108316	6	1/8"	7	45	12,5	15	10	8,47
344104316	8	1/4"	9	47	16,5	31	10	7,84
344308316	10	3/8"	11	55	20	41	10	9,41
344102316	15	1/2"	13	64	23,5	71	10	11,79
344304316	20	3/4"	16	68	31	118	10	17,13
344100316	25	1"	25	71	38,5	235	5	21,18
344114316	32	1"1/4"	33	80	46	267	5	29,78
344112316	40	1"1/2"	39	95	52	428	5	37,67
344200316	50	2"	51	105	62	666	5	59,76

A 30 30



530/304L

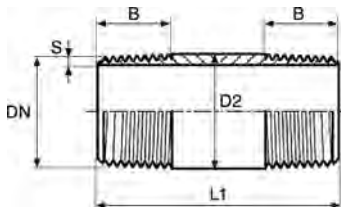
VITE DI ALLUNGAMENTO (BARILOTTO) DA TUBO SALDATO

- BARREL NIPPLE
- ROHRDOPPELNIPPEL
- MAMELON
- ENTRONQUE DOBLE TUBO SOLDADO

MATERIAL: AISI 304L - 1.4307
DIMENSION: UNI/DIN EN 10241 (ex DIN 2986)
THREAD: EN 10226-1 (ex ISO 7/1)
RATING: 150 PSI - PN10

CODE	DN	DN inch	D2 mm	S mm	L1 mm	B mm				€
530108304	6	1/8"	10,3	2	35	10	13	10	500	7,84
530104304	8	1/4"	13,7	2,3	40	10	20	10	400	8,24
530308304	10	3/8"	17,2	2,3	40	10	27	10	200	9,62
530102304	15	1/2"	21,3	2,6	60	13	61	10	200	10,84
530304304	20	3/4"	26,9	2,6	60	15	71	10	150	11,64
530100304	25	1"	33,7	3,2	60	17	110	10	100	16,06
530114304	32	1 1/4"	42,4	3,2	80	19	190	8	80	22,81
530112304	40	1 1/2"	48,3	3,2	80	19	220	8	48	24,23
530200304	50	2"	60,3	3,6	100	23	400	6	36	35,29
530212304	65	2 1/2"	76,1	3,6	100	27	490	1	18	56,03
530300304	80	3"	88,9	4	120	30	770	1	12	78,16
530400304	100	4"	114,3	4,5	120	36	900	1	12	143,44

A 30 30



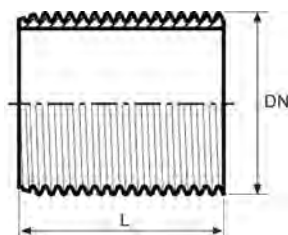
530/316L

VITE DI ALLUNGAMENTO (BARILOTTO) DA TUBO SALDATO

- BARREL NIPPLE
- ROHRDOPPELNIPPEL
- MAMELON
- ENTRONQUE DOBLE TUBO SOLDADO

MATERIAL: AISI 316L - 1.4404
DIMENSION: UNI/DIN EN 10241 (ex DIN 2986)
THREAD: EN 10226-1 (ex ISO 7/1)
RATING: 150 PSI - PN10

CODE	DN	DN inch	D2 mm	S mm	L1 mm	B mm				€
530108316	6	1/8"	10,3	2	35	10	13	10	500	9,25
530104316	8	1/4"	13,7	2,3	40	10	20	10	400	9,74
530308316	10	3/8"	17,2	2,3	40	10	27	10	200	11,32
530102316	15	1/2"	21,3	2,6	60	13	61	10	200	12,81
530304316	20	3/4"	26,9	2,6	60	15	71	10	150	13,20
530100316	25	1"	33,7	3,2	60	17	110	10	100	19,99
530114316	32	1 1/4"	42,4	3,2	80	19	190	8	80	29,77
530112316	40	1 1/2"	48,3	3,2	80	19	220	8	48	32,24
530200316	50	2"	60,3	3,6	100	23	400	6	36	49,25
530212316	65	2 1/2"	76,1	3,6	100	27	490	1	18	75,97
530300316	80	3"	88,9	4	120	30	770	1	12	109,21
530400316	100	4"	114,3	4,5	120	36	900	1	12	188,71



531



NIPPO SEMPLICE

- PARALLEL NIPPLE
- GEWINDENIPPEL
- MAMELON SIMPLE
- MANGUITO INTERIOR

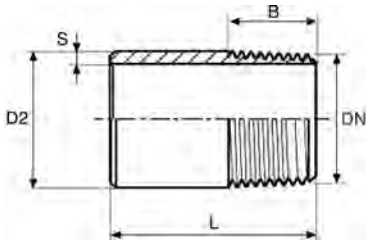
MATERIAL: AISI 316 - 1.4401 / 1.4408

THREAD: ISO 228/1 (ex DIN 259)

RATING: 150 PSI - PN10

CODE	DN	DN inch	L mm			€
531104316	8	1/4"	18	7	10	15,40
531308316	10	3/8"	22	12	10	15,51
531102316	15	1/2"	25	17	10	16,65
531304316	20	3/4"	30	24	10	22,04
531100316	25	1"	35	49	10	24,51
531114316	32	1"1/4	38	70	10	30,61
531112316	40	1"1/2	38	95	10	39,52
531200316	50	2"	45	127	5	54,30

A 30 30



600/304L

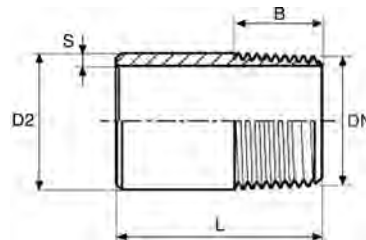
TRONCHETTO DA TUBO SALDATO

- WELDING NIPPLE
- ANSCHWEISSENDE
- DEMI MAMELON
- ENTRONQUE TUBO SOLDADO

MATERIAL: AISI 304L - 1.4307
DIMENSION: UNI/DIN EN 10241 (ex DIN 2986)
THREAD: EN 10226-1 (ex ISO 7/1)
RATING: 150 PSI - PN10

CODE	DN	DN inch	D2 mm	S mm	L mm	B mm				€
600108304	6	1/8"	10,3	2	30	10	11	10	500	3,32
600104304	8	1/4"	13,7	2,3	30	10	15	10	500	3,32
600308304	10	3/8"	17,2	2,3	30	10	23	10	400	3,32
600102304	15	1/2"	21,3	2,6	35	13	33	10	400	4,38
600304304	20	3/4"	26,9	2,6	40	15	52	10	200	5,62
600100304	25	1"	33,7	3,2	40	17	77	10	200	5,99
600114304	32	1 1/4"	42,4	3,2	50	19	120	10	100	8,61
600112304	40	1 1/2"	48,3	3,2	50	19	150	5	100	9,26
600200304	50	2"	60,3	3,6	50	23	200	5	50	12,81
600212304	65	2 1/2"	76,1	3,6	60	27	310	1	36	41,16
600300304	80	3"	88,9	4	70	30	470	1	6	67,49
600400304	100	4"	114,3	4,5	80	36	760	1	6	120,61

A 30 30



600/316L

TRONCHETTO DA TUBO SALDATO

- WELDING NIPPLE
- ANSCHWEISSENDE
- DEMI MAMELON
- ENTRONQUE TUBO SOLDADO

MATERIAL: AISI 316L - 1.4404
DIMENSION: UNI/DIN EN 10241 (ex DIN 2986)
THREAD: EN 10226-1 (ex ISO 7/1)
RATING: 150 PSI - PN10

CODE	DN	DN inch	D2 mm	S mm	L mm	B mm				€
600108316	6	1/8"	10,3	2	30	10	11	10	500	4,45
600104316	8	1/4"	13,7	2,3	30	10	15	10	500	4,45
600308316	10	3/8"	17,2	2,3	30	10	23	10	400	4,45
600102316	15	1/2"	21,3	2,6	35	13	33	10	400	4,80
600304316	20	3/4"	26,9	2,6	40	15	52	10	200	6,11
600100316	25	1"	33,7	3,2	40	17	77	10	200	6,97
600114316	32	1 1/4"	42,4	3,2	50	19	120	10	100	16,49
600112316	40	1 1/2"	48,3	3,2	50	19	150	5	100	18,40
600200316	50	2"	60,3	3,6	50	23	200	5	50	23,85
600212316	65	2 1/2"	76,1	3,6	60	27	310	1	36	47,46
600300316	80	3"	88,9	4	70	30	470	1	6	77,58
600400316	100	4"	114,3	4,5	80	36	760	1	6	138,76

FOCUS ON

INFORMAZIONI TECNICHE

Technical info

I raccordi filettati INOX sono usati per tipici impianti di trasporto acqua, aria, gas, olio e vapore.

La "Classe" di prodotto dei raccordi inox è 150 psi.

Il range di temperatura di utilizzo è -20 / +200 °C, mentre la pressione di esercizio è dipendente dalla temperatura secondo tabella seguente (dati ricavati dagli standards ISO 4144 e ANSI/MSS SP-114)

Threaded fittings are used for typical plants to transport water, air, gas, oil and steam.

The "class" product of stainless steel fittings is 150 psi.

The range of operating temperature is -20 / + 200 °C while the pressure depend from temperature in according to the following table [data obtained from the standards ISO 4144 and ANSI / MSS SP-114].

T (C°)		P (bar)
Min	MAX	
-20	40	20
40	100	16,5
100	120	15
120	150	12
150	200	10

ACCOPIAMENTO A TENUTA SUL FILETTO

Norma EN 10226-1 (ex ISO 7/1)

Filettatura gas:

maschio conico [designazione R]

femmina cilindrica [designazione Rp]

COUPLING WITH SEAL ON THE THREAD

EN 10226-1 (ex ISO 7/1) standard

Gas thread:

conical male [designation R]

cylindrical female [designation Rp]

ACCOPIAMENTO CON GUARNIZIONE PIATTA (NON A TENUTA SUL FILETTO)

Norma ISO 228

Filettatura gas:

maschio cilindrico [designazione G (A o B)

A o B = classi di tolleranza]

femmina cilindrica [designazione G]

COUPLING WITH FLAT GASKET (NOT HOLDING THE THREAD)

ISO 228 standard

Gas thread:

cylindrical male [designation G (A or B)

A or B = tolerance classes]

cylindrical female [designation G]

A 40 40



981



VALVOLA A SFERA 1 PZ PASSAGGIO RIDOTTO 1-PC BALL

- 1-PC BALL VALVE WITH REDUCED PORT
- KUGELHAHN 1-TEILIG MIT REDUZIERTEM DURCHGANG
- BOISSEAU SPHERIQUE MONOBLOC PASSAGE RÉDUIT
- VÁLVULA DE BOLA UNA PIEZA PASO REDUCIDO

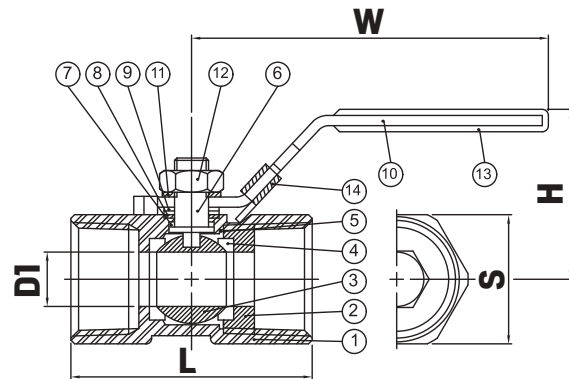
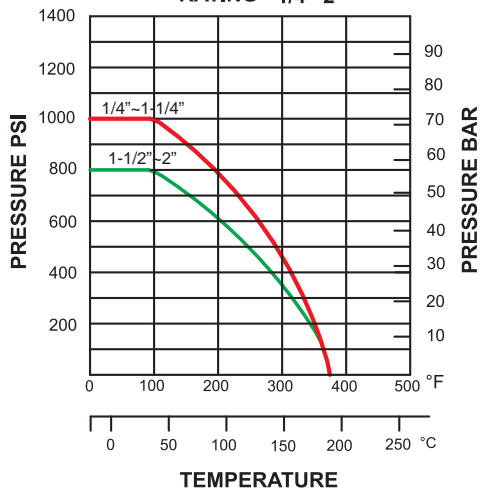
MATERIAL: AISI 316 - 1.4401 / 1.4408

THREAD: EN 10226-1 (ex ISO 7/1)

NOTE: NOT "silicone free"

CODE	DN	DN inch	DI mm	L mm	H mm	W mm	S mm			€
981104000	8	1/4"	5	40	26	66,5	17	70	1	28,16
981308000	10	3/8"	7	44	27	76,5	20,5	130	1	30,44
981102000	15	1/2"	9,2	57	35	94	25	170	1	42,86
981304000	20	3/4"	12,5	59,5	38	94	32	250	1	47,16
981100000	25	1"	16	71	44	112	38	420	1	69,96
981114000	32	1 1/4"	20	78	48	112	48	680	1	106,90
981112000	40	1 1/2"	24,5	82,5	55	137	53	850	1	175,16
981200000	50	2"	32	99	61	137	64	1390	1	199,81

PRESSURE-TEMPERATURE RATING 1/4"-2"



POS.	PARTICOLARE - DETAIL	MATERIALE - MATERIAL	POS.	PARTICOLARE - DETAIL	MATERIALE - MATERIAL
1	Corpo - Body	AISI 316 - 1.4408	8	Tenuta stelo - Stem packing	PTFE
2	Inserto - Insert	AISI 316 - 1.4401	9	Guarnizione stelo - Stem washer	AISI 304 - 1.4301
3	Sfera - Ball	AISI 316 - 1.4408	10	Leva - Handle	AISI 304 - 1.4301
4	Anello di sede - Ball seat	PTFE	11	Rondella "grower" - Spring washer	AISI 304 - 1.4301
5	Guarnizione - Joint gasket	PTFE	12	Dado leva - Stem Nut	AISI 304 - 1.4301
6	Stelo - Stem	AISI 316 - 1.4401	13	Copertura leva - Plastic cover	PVC
7	Rondella di spinta - Thrust washer	PTFE	14	Lucchetto - Lock device	AISI 304 - 1.4301



982

VALVOLA A SFERA 2 PZ PASSAGGIO TOTALE

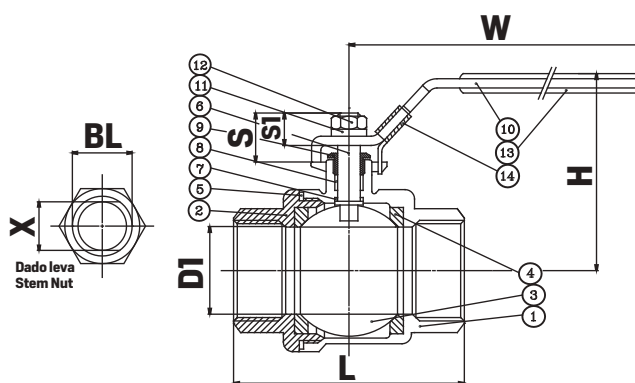
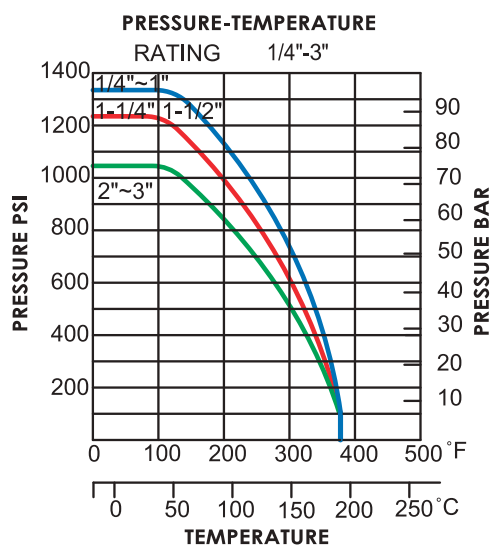
- 2-PC BALL VALVE WITH FULL PORT
- KUGELHAHN 2-TEILIG MIT VOLLEM DURCHGANG
- BOISSEAU SPHERIQUE 2 PIECES PASSAGE TOTAL
- VÁLVULA DE BOLA DOS PIEZAS PASO TOTAL

MATERIAL: AISI 316 - 1.4401 / 1.4408

THREAD: EN 10226-1 [ex ISO 7/1]

NOTE: NOT "silicone free"

CODE	DN	DN inch	D1 mm	L mm	H mm	W mm	S mm	S1 mm	X mm	BL				€
982104000	8	1/4"	11,6	50	48	98	16,5	10,2	5	M8	200	1	80	36,84
982308000	10	3/8"	12,5	50	48	98	16,5	10,2	5	M8	210	1	80	36,84
982102000	15	1/2"	15	60	53	98	15,5	11	5	M8	290	1	60	35,37
982304000	20	3/4"	20	65	61	120	20	13,5	6	M8	440	1	40	49,53
982100000	25	1"	25	80	65	154	23,5	16	7	M10	620	1	24	71,62
982114000	32	1 1/4"	32	92	79	154	23,5	16	7	M10	1080	1	20	111,77
982112000	40	1 1/2"	38	105	83	184	25,5	17	8	M12	1490	1	10	167,71
982200000	50	2"	50	125	97	184	25,5	17	8	M12	2560	1	6	224,70
982212000	65	2 1/2"	65	156	129	245	41	29,5	12	M16	5040	1	4	543,59
982300000	80	3"	76	183	138	245	41	29,5	12	M16	8150	1	1	805,48



POS.	PARTICOLARE - DETAIL	MATERIALE - MATERIAL	POS.	PARTICOLARE - DETAIL	MATERIALE - MATERIAL
1	Corpo - Body	AISI 316 - 1.4408	8	Tenuta stelo - Stem packing	PTFE
2	Tappo - Cap	AISI 316 - 1.4408	9	Dado premistoppa - Gland nut	AISI 304 - 1.4301
3	Sfera - Ball	AISI 316 - 1.4408	10	Leva - Handle	AISI 304 - 1.4301
4	Anello di sede - Ball seat	PTFE	11	Rondella "grower" - Spring washer	AISI 304 - 1.4301
5	Guarnizione - Joint gasket	PTFE	12	Dado leva - Stem Nut	AISI 304 - 1.4301
6	Stelo - Stem	AISI 316 - 1.4401	13	Copertura leva - Plastic cover	PVC
7	Rondella di spinta - Thrust washer	PTFE	14	Lucchetto - Lock device	AISI 304 - 1.4301

A 40 40

982/L

VALVOLA A SFERA 2 PZ PASSAGGIO TOTALE - MANIGLIA SLIM

- 2-PC BALL VALVE WITH FULL PORT - SLIM SERIES
- KUGELHAHN 2-TEILIG MIT VOLLEM DURCHGANG - SERIE SLIM
- BOISSEAU SPHERIQUE 2 PIECES PASSAGE TOTAL - SERIE SLIM
- VÁLVULA DE BOLA DOS PIEZAS PASO TOTAL - SERIE SLIM

MATERIAL: AISI 316 - 1.4401 / 1.4408

THREAD: EN 10226-1 (ex ISO 7/1)

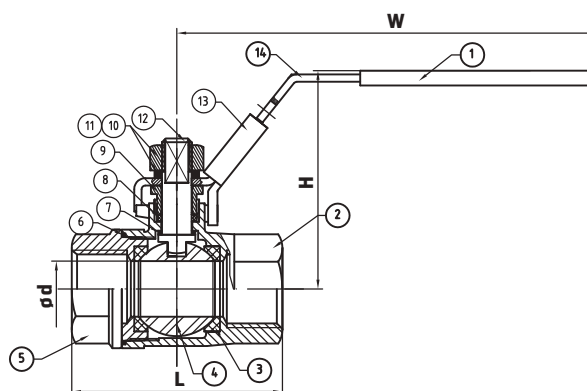
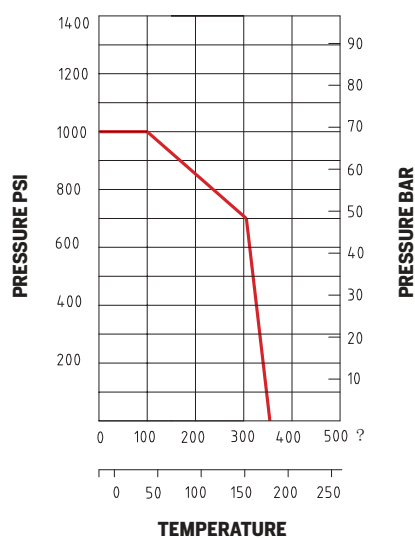
NOTE: NOT "silicone free"



CODE	DN	DN inch	D mm	L mm	H mm	W mm	T mm			€
982308001	10	3/8"	12,7	49	52	108	12,5	184	1	29,07
982102001	15	1/2"	15	56	57,5	110	13	251	1	32,28
982304001	20	3/4"	20	65	60,5	110	21	344	1	46,06
982100001	25	1"	25	78	76	128	22,5	562	1	63,09
982114001	32	1 1/4"	32	87	79	128	23,5	843	1	95,36
982112001	40	1 1/2"	38	99	94,5	155	23,5	1365	1	128,63
982200001	50	2"	50	119	102	155	23,5	2177	1	197,97

PRESSURE TEMPERATURE

RATING



POS.	PARTICOLARE - DETAIL	MATERIALE - MATERIAL	POS.	PARTICOLARE - DETAIL	MATERIALE - MATERIAL
1	Copertura leva - Plastic cover	PVC	8	Tenuta stelo - Stem packing	PTFE
2	Corpo - Body	AISI 316 - 1.4408	9	Dado premistoppa - Gland nut	AISI 304 - 1.4301
3	Anello di sede - Ball seat	PTFE	10	Rondella "grower" - Spring washer	AISI 304 - 1.4301
4	Sfera - Ball	AISI 316 - 1.4408	11	Dado leva - Stem Nut	AISI 304 - 1.4301
5	Tappo - Cap	AISI 316 - 1.4408	12	Stelo - Stem	AISI 316 - 1.4401
6	Guarnizione - Joint gasket	PTFE	13	Lucchetto - Lock device	AISI 304 - 1.4301
7	Rondella di spinta - Thrust washer	PTFE	14	Leva - Handle	AISI 304 - 1.4301



982/F

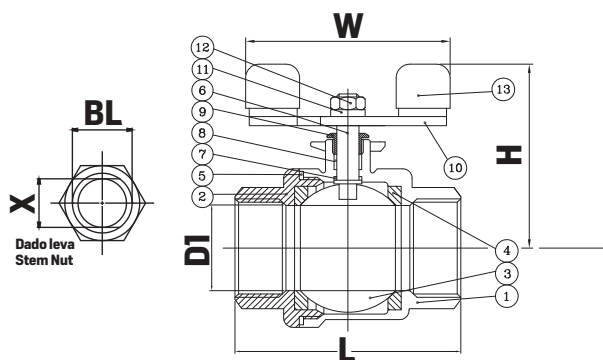
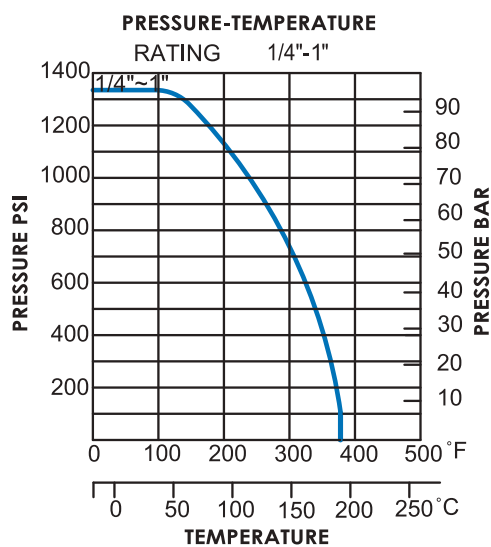
VALVOLA A SFERA 2 PZ PASSAGGIO TOTALE CON FARFALLA

- 2-PC BALL VALVE WITH FULL PORT AND BUTTERFLY HANDLE
- KUGELHAHN 2-TEILIG MIT VOLLEM DURCHGANG UND FLÜGELGRIFF
- BOISSEAU SPHERIQUE 2 PIEÇES PASSAGE TOTAL AVEC MANETTE PAPILLON
- VÁLVULA DE BOLA DOS PIEZAS PASO TOTAL CON MANIJA TIPO MARIPOSA

MATERIAL: AISI 316 - 1.4401 / 1.4408

NOTE: NOT "silicone free"

CODE	DN	DN inch	Version	D1 mm	L mm	H mm	W mm	X mm	BL				€
982102000FR	15	1/2"	rosso red	15	60	46	51	5	M8	240	1	60	57,52
982102000FB	15	1/2"	blu blue	15	60	46	51	5	M8	240	1	60	57,52



POS.	PARTICOLARE - DETAIL	MATERIALE - MATERIAL	POS.	PARTICOLARE - DETAIL	MATERIALE - MATERIAL
1	Corpo - Body	AISI 316 - 1.4408	8	Tenuta stelo - Stem packing	PTFE
2	Tappo - Cap	AISI 316 - 1.4408	9	Dado premistoppa - Gland nut	AISI 304 - 1.4301
3	Sfera - Ball	AISI 316 - 1.4408	10	Leva - Handle	AISI 304 - 1.4301
4	Anello di sede - Ball seat	PTFE	11	Rondella "grower" - Spring washer	AISI 304 - 1.4301
5	Guarnizione - Joint gasket	PTFE	12	Dado leva - Stem Nut	AISI 304 - 1.4301
6	Stelo - Stem	AISI 316 - 1.4401	13	Copertura leva - Plastic cover	PVC
7	Rondella di spinta - Thrust washer	PTFE			

A 40 40



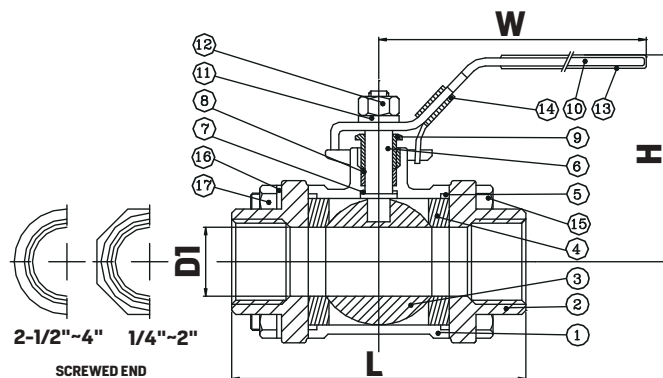
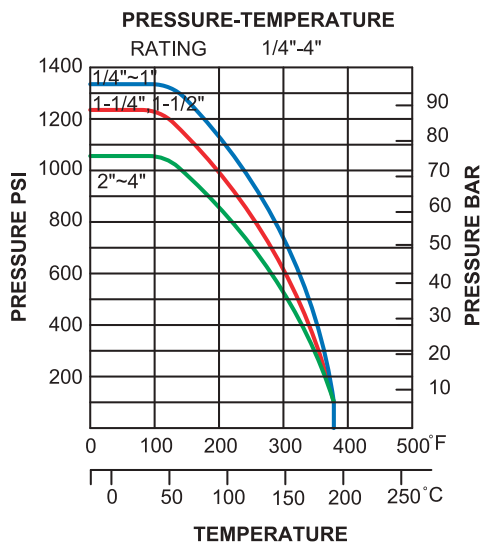
983

VALVOLE A SFERA 3 PZ PASSAGGIO TOTALE

- 3-PC BALL VALVE WITH FULL PORT
- KUGELHAHN 3-TEILIG MIT VOLLEM DURCHGANG
- BOISSEAU SPHERIQUE 3 PIECES PASSAGE INTEGRAL
- VÁLVULA DE BOLA TRES PIEZAS PASO TOTAL

MATERIAL: AISI 316 - 1.4401 / 1.4408**THREAD:** EN 10226-1 (ex ISO 7/1)**NOTE:** NOT "silicone free"**NORM:** flangia attuatore / flange for actuator
Flansch für Stellantrieb / bride pour actuateur /
brida actuador ISO 5211

CODE	DN	DN inch	D1 mm	L mm	H mm	W mm	Kv m ³ /h	Bolt torque Kgf x cm			€
983104000	8	1/4"	11,6	58	56	98	5,7	70	430	1	69,60
983308000	10	3/8"	12,8	58	56	98	6,8	70	410	1	69,60
983102000	15	1/2"	15	62	56	98	9,6	110	540	1	75,39
983304000	20	3/4"	20	76	70	118	18,1	125	730	1	103,00
983100000	25	1"	25	85	76	143	30,1	150	1130	1	137,30
983114000	32	1 1/4"	32	100	81	143	49,0	200	1670	1	215,21
983112000	40	1 1/2"	38	115	92	173	68,8	250	2430	1	300,68
983200000	50	2"	50	132	103	173	129,0	300	3500	1	414,45
983212000	65	2 1/2"	65	165	130	223	227,9	500	7400	1	861,01
983300000	80	3"	80	183	141	223	356,9	700	12400	1	1364,25
983400000	100	4"	100	232	170	308	670,8	1100	22000	1	2303,45

Kv = portata in m³/h di acqua alla temperatura tra 5°C e 30°C, con una perdita di carico di 1 bar.**Kv** = water flow rate in m³/h at a temperature between 5°C and 30°C, with a pressure drop of 1 bar.

POS.	PARTICOLARE - DETAIL	MATERIALE - MATERIAL	POS.	PARTICOLARE - DETAIL	MATERIALE - MATERIAL
1	Corpo - Body	AISI 316 - 1.4408	10	Leva - Handle	AISI 304 - 1.4301
2	Tappo - Cap	AISI 316 - 1.4408	11	Rondella stelo - Stem washer	AISI 304 - 1.4301
3	Sfera - Ball	AISI 316 - 1.4408	12	Dado leva - Stem Nut	AISI 304 - 1.4301
4	Anello di sede - Ball seat	PTFE	13	Copertura leva - Plastic cover	PVC
5	Guarnizione - Joint gasket	PTFE	14	Lucchetto - Lock device	AISI 304 - 1.4301
6	Stelo - Stem	AISI 316 - 1.4401	15	Bulloni - Bolt	AISI 304 - 1.4301
7	Rondella di spinta - Thrust washer	PTFE	16	Rondella "grower" - Spring washer	AISI 304 - 1.4301
8	Tenuta stelo - Stem packing	PTFE	17	Dadi - Hex nut	AISI 304 - 1.4301
9	Dado premistoppa - Gland nut	AISI 304 - 1.4301			



983/SW

VALVOLE A SFERA 3 PZ PASSAGGIO TOTALE
SALDARE A TASCA

- 3-PC BALL VALVE WITH FULL PORT SOCKET WELDING
- KUGELHAHN 3-TEILIG MIT VOLLEM DURCHGANG ZUM EINSTECKSCHWEISSEN
- BOISSEAU SPHERIQUE 3 PIECES PASSAGE INTÉGRAL À SOUDER S.W.
- VÁLVULA DE BOLA TRES PIEZAS PARA SOLDAR PASO TOTAL

MATERIAL: AISI 316 - 1.4401 / 1.4408

NOTE: NOT "silicone free"

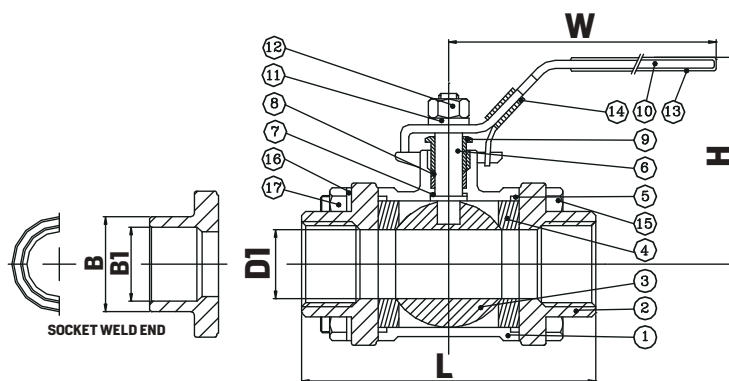
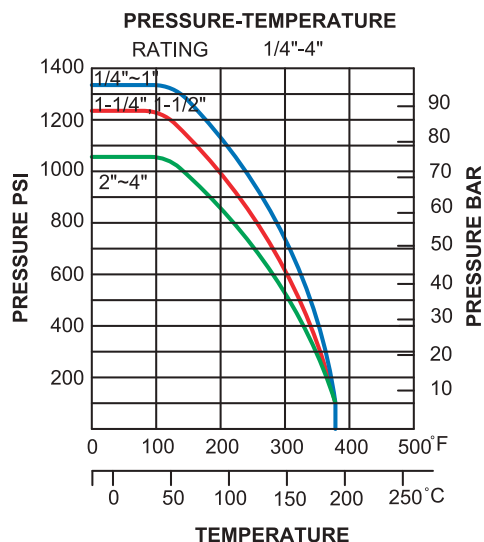
NORM: flangia attuatore / flange for actuator

Flansch für Stellantrieb / bride pour actuateur /
brida actuador ISO 5211

CODE	DN	DN inch	DI mm	L mm	H mm	W mm	B mm	BI mm	Kv m ³ /h	Bolt torque Kgf x cm	g	€	
983104001	8	1/4"	11,6	58	56	98	19	14,1	5,7	70	430	1	71,58
983308001	10	3/8"	12,8	58	56	98	22,5	17,6	6,8	70	410	1	71,58
983102001	15	1/2"	15	62	56	98	27	21,7	9,6	100	540	1	77,54
983304001	20	3/4"	20	76	70	118	33	27,1	18,1	125	730	1	105,94
983100001	25	1"	25	85	76	143	40	33,8	30,1	150	1130	1	141,25
983114001	32	1 1/4"	32	100	81	143	48,8	42,6	49,0	200	1670	1	221,34
983112001	40	1 1/2"	38	115	92	173	55	48,7	68,8	250	2430	1	309,28
983200001	50	2"	50	132	103	173	67,2	61,1	129,0	300	3500	1	434,20
983212001	65	2 1/2"	65	165	130	223	86,4	76,9	227,9	500	7400	1	885,61
983300001	80	3"	80	183	141	223	103	89,5	356,9	700	12400	1	1403,23
983400001	100	4"	100	232	170	308	130	115,5	670,8	1100	22000	1	2369,25

Kv = portata in m³/h di acqua alla temperatura tra 5°C e 30°C, con una perdita di carico di 1 bar.

Kv = water flow rate in m³/h at a temperature between 5°C and 30°C, with a pressure drop of 1 bar.



POS.	PARTICOLARE - DETAIL	MATERIALE - MATERIAL	POS.	PARTICOLARE - DETAIL	MATERIALE - MATERIAL
1	Corpo - Body	AISI 316 - 1.4408	10	Leva - Handle	AISI 304 - 1.4301
2	Tappo - Cap	AISI 316 - 1.4408	11	Rondella stelo - Stem washer	AISI 304 - 1.4301
3	Sfera - Ball	AISI 316 - 1.4408	12	Dado leva - Stem Nut	AISI 304 - 1.4301
4	Anello di sede - Ball seat	PTFE	13	Copertura leva - Plastic cover	PVC
5	Guarnizione - Joint gasket	PTFE	14	Lucchetto - Lock device	AISI 304 - 1.4301
6	Stelo - Stem	AISI 316 - 1.4401	15	Bulloni - Bolt	AISI 304 - 1.4301
7	Rondella di spinta - Thrust washer	PTFE	16	Rondella "grower" - Spring washer	AISI 304 - 1.4301
8	Tenuta stelo - Stem packing	PTFE	17	Dadi - Hex nut	AISI 304 - 1.4301
9	Dado premistoppa - Gland nut	AISI 304 - 1.4301			

A 40 40





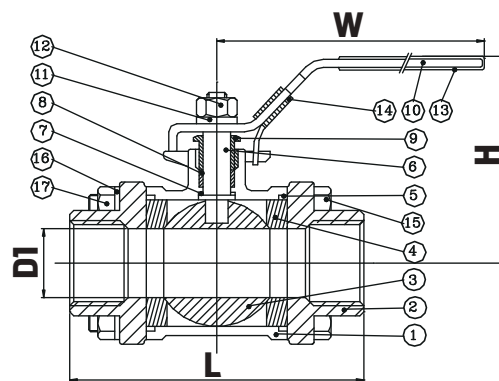
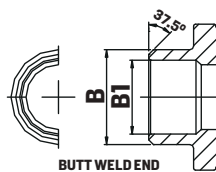
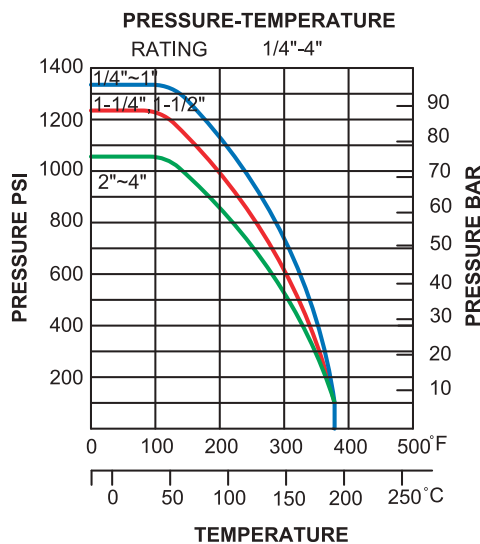
983/BW

VALVOLE A SFERA 3 PZ PASSAGGIO TOTALE
SALDARE DI TESTA

- 3-PC BALL VALVE WITH FULL PORT BUTT WELDING
- KUGELHAHN 3-TEILIG MIT VOLLEM DURCHGANG ZUM EINSTECKSCHWEISSEN
- BOISSEAU SPHERIQUE 3 PIECES PASSAGE INTÉGRAL À SOUDER B.W.
- VÁLVULA DE BOLA TRES PIEZAS PARA SOLDAR PASO TOTAL

MATERIAL: AISI 316 - 1.4401 / 1.4408**NOTE:** NOT "silicone free"**NORM:** flangia attuatore / flange for actuator
Flansch für Stellantrieb / bride pour actuateur /
brida actuador ISO 5211

CODE	DN	DN inch	D1 mm	L mm	H mm	W mm	B mm	B1 mm	Kv m ³ /h	Bolt torque Kgf x cm			€
983104002	8	1/4"	11,6	58	56	98	17,6	12	5,7	70	430	1	71,58
983308002	10	3/8"	12,8	58	56	98	17,6	14	6,8	70	410	1	71,58
983102002	15	1/2"	15	62	56	98	21,5	17,1	9,6	100	540	1	77,54
983304002	20	3/4"	20	76	70	118	27,1	22,5	18,1	125	730	1	105,94
983100002	25	1"	25	85	76	143	34	28	30,1	150	1130	1	141,25
983114002	32	1 1/4"	32	100	81	143	42,5	35,5	49,0	200	1670	1	221,34
983112002	40	1 1/2"	38	115	92	173	49	43	68,8	250	2430	1	309,28
983200002	50	2"	50	132	103	173	60,8	53	129,0	300	3500	1	426,30
983212002	65	2 1/2"	65	165	130	223	76,2	65	227,9	500	7400	1	885,61
983300002	80	3"	80	183	141	223	92	80	356,9	700	12400	1	1403,23
983400002	100	4"	100	232	170	308	116	100	670,8	1100	22000	1	2369,25

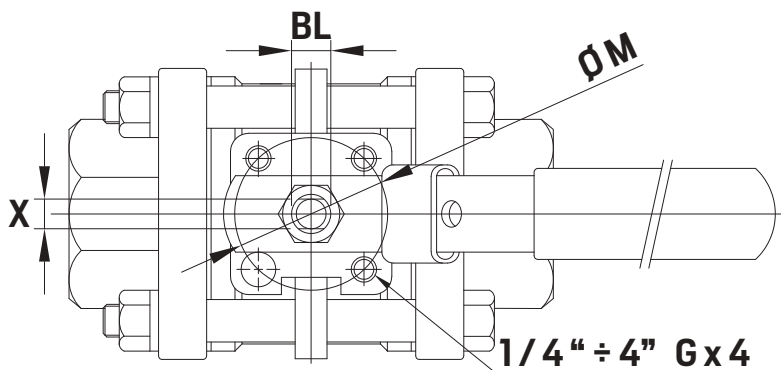
Kv = portata in m³/h di acqua alla temperatura tra 5°C e 30°C, con una perdita di carico di 1 bar.**Kv** = water flow rate in m³/h at a temperature between 5°C and 30°C, with a pressure drop of 1 bar.

POS.	PARTICOLARE - DETAIL	MATERIALE - MATERIAL	POS.	PARTICOLARE - DETAIL	MATERIALE - MATERIAL
1	Corpo - Body	AISI 316 - 1.4408	10	Leva - Handle	AISI 304 - 1.4301
2	Tappo - Cap	AISI 316 - 1.4408	11	Rondella stelo - Stem washer	AISI 304 - 1.4301
3	Sfera - Ball	AISI 316 - 1.4408	12	Dado leva - Stem Nut	AISI 304 - 1.4301
4	Anello di sede - Ball seat	PTFE	13	Copertura leva - Plastic cover	PVC
5	Guarnizione - Joint gasket	PTFE	14	Lucchetto - Lock device	AISI 304 - 1.4301
6	Stelo - Stem	AISI 316 - 1.4401	15	Bulloni - Bolt	AISI 304 - 1.4301
7	Rondella di spinta - Thrust washer	PTFE	16	Rondella "grower" - Spring washer	AISI 304 - 1.4301
8	Tenuta stelo - Stem packing	PTFE	17	Dadi - Hex nut	AISI 304 - 1.4301
9	Dado premistoppa - Gland nut	AISI 304 - 1.4301			

ISO 5211

Dimensioni della flangia per attuatore / Flange for actuator dimensions / Abmessungen der Flansch für Stellantrieb / Dimensions de la bride pour actuateur / Dimensiones de la brida del actuador.

CODES			De mm	DN inch	Flange type	X mm	BL inch	ØM	G x n°	Torque Kgf x cm
983104000	983104001	983104002	8	1/4"	F03	5	5/16"	36	M5 x 4	40
983308000	983308001	983308002	10	3/8"	F03	5	5/16"	36	M5 x 4	40
983102000	983102001	983102002	15	1/2"	F03	5	5/16"	36	M5 x 4	54
983304000	983304001	983304002	20	3/4"	F03	6,5	3/8"	36	M5 x 4	78
983100000	983100001	983100002	25	1"	F04	8	7/16"	42	M5 x 4	106
983114000	983114001	983114002	32	1"1/4"	F04	8	7/16"	42	M5 x 4	150
983112000	983112001	983112002	40	1"1/2"	F05	9	1/2"	50	M6 x 4	200
983200000	983200001	983200002	50	2"	F05	9	1/2"	50	M6 x 4	280
983212000	983212001	983212002	65	2"1/2"	F07	12	3/4"	70	M8 x 4	500
983300000	983300001	983300002	80	3"	F10	12	3/4"	102	M10 x 4	770
983400000	983400001	983400002	100	4"	F10	16	1"	102	M10 x 4	1100



A 40 40





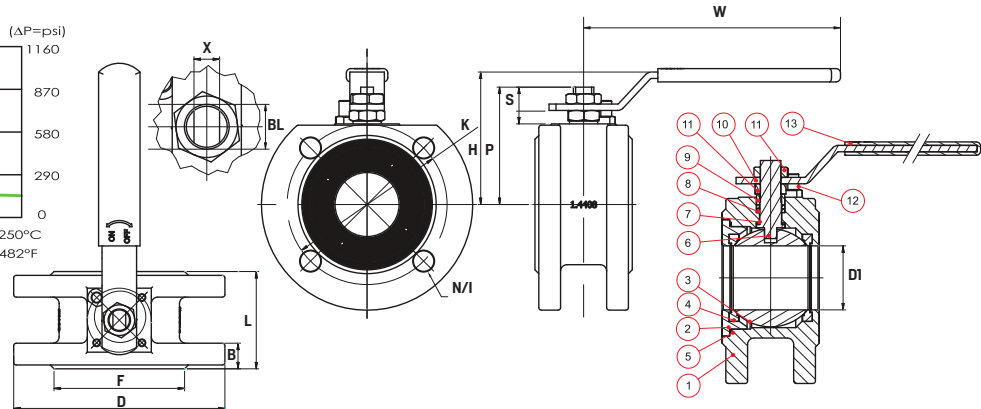
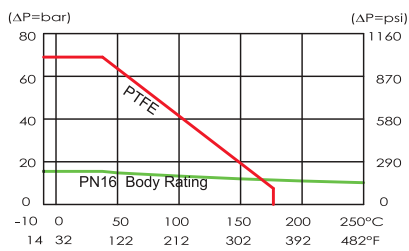
985

**VALVOLA A SFERA FLANGIATA TIPO
WAFFER A PASSAGGIO TOTALE**

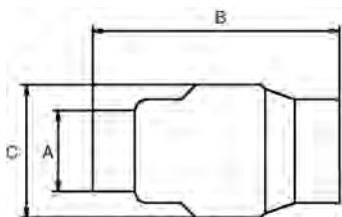
- WAFFER TYPE BALL VALVE FULL PORT
- KUGELHAHN WAFFER TYP MIT VOLLEM DURCHGANG
- VANNE WAFFER PASSAGE INTÉGRAL
- VÁLVULA DE BOLA CON BRIDAS PASO TOTAL

MATERIAL: AISI 316 - 1.4401 / 1.4408**NOTE:** NOT "silicone free"**NORM:** flangia attuatore / flange for actuator
Flansch für Stellantrieb / bride pour
actuateur / brida actuador ISO 5211

CODE	DN PN16	D1 mm	N/I Holes Nr.	B mm	F mm	P mm	L mm	D mm	K mm	H mm	W mm	S mm	X mm	BL	Torque Kgf x cm			€
985102000	1/2" - 15	16	4 - M12 x 1,75	14	45	34,5	41	96	65	65	123	17	6,5	10	58	1470	1	302,74
985304000	3/4" - 20	20	4 - M12 x 1,75	16	58	36	44	105	75	69	123	17	6,5	10	80	2070	1	365,48
985100000	1" - 25	25	4 - M12 x 1,75	16	68	70	54	115	85	80	158	25	8,7	14	108	2980	1	410,27
985114000	1 1/4" - 32	32	4 - M16 x 2	16	78	75	58	135	100	87	158	24	8,7	14	150	3600	1	658,79
985112000	1 1/2" - 40	38	4 - M16 x 2	16	88	84	62	145	110	96	198	29	10	16	200	4000	1	780,08
985200000	2" - 50	50	4 - M16 x 2	18	102	92	72	155	125	104	198	29	10	16	300	5350	1	1014,50
985212000	2 1/2" - 65	65	4 - M16 x 2	18	122	101	94	185	145	122	248	36	12	20	515	9200	1	1538,41
985300000	3" - 80	76	8 - M16 x 2	20	138	131	118	200	160	153	283	37	12	20	810	13500	1	2207,32
985400000	4" - 100	96	8 - M16 x 2	20	158	142	140	220	180	164	333	37	12	20	1130	19340	1	3195,07

Pressure Temperature Rating


POS.	PARTICOLARE - DETAIL	MATERIALE - MATERIAL	POS.	PARTICOLARE - DETAIL	MATERIALE - MATERIAL
1	Corpo - Body	AISI 316 - 1.4408	8	Guarnizione - Stem packing	PTFE
2	Inserto - Insert	AISI 316 - 1.4401	9	Rondella alta - High washer	AISI 304 - 1.4301
3	Sfera - Ball	AISI 316 - 1.4408	10	Leva - Handle	AISI 304 - 1.4301
4	Anello di sede - Ball seat	PTFE	11	Dadi leva - Stem Nuts	AISI 304 - 1.4301
5	Guarnizione - Joint gasket	PTFE	12	Blocco - Stop	AISI 304 - 1.4301
6	Stelo - Stem	AISI 316 - 1.4401	13	Copertura leva - Plastic cover	POLIVINILE - VINYL
7	Rondella di spinta - Thrust washer	PTFE			



986/304

VALVOLA DI RITEGNO

- CHECK VALVE
- RÜCKSCHLAGVENTIL
- VANNE AVEC CLAPET ANTI-RETOUR
- VÁLVULA DE RETENCIÓN

MATERIAL: AISI 304 - 1.4301

NOTE: impiego acqua (no gas)

CODE	DN	DN inch	A mm	B mm	C mm	g	kg	€
986104000	8	1/4"	18	55	32	94	1	117,51
986308000	10	3/8"	20	55	32	91	1	117,51
986102000	15	1/2"	25	55	32	93	1	108,87
986304000	20	3/4"	29	70	44	129	1	134,81
986100000	25	1"	36	84	53	191	1	158,45
986114000	32	1 1/4"	45	99	62	281	1	231,92
986112000	40	1 1/2"	51	119	78	388	1	290,18
986200000	50	2"	64	123	89	704	1	532,78

- Valvola di ritegno in acciaio inox tornito [Dim. 1/4" - 3/8" - 1/2"]

- Valvola di ritegno in acciaio inox stampato [Dim. 3/4" - 1" - 1 1/4" - 1 1/2" - 2"]

- Corpo e parti metalliche in acciaio inossidabile AISI 304; - Tenuta: FPM; - Connessioni filettate femmina: ISO 228/1 (ex DIN 259) femmina cilindrica;

- Pressione di apertura: max 0,03 bar - min 0,025 bar; - Pressione di lavoro: 16 bar; - Temperatura di esercizio: -20°C ÷ +150°C

- Stainless steel turned check valve [Dim. 1/4" - 3/8" - 1/2"]

- Stainless steel molded check valve [Dim. 3/4" - 1" - 1 1/4" - 1 1/2" - 2"]

- Body and fittings in stainless steel AISI 304; - Seal: FPM; - Threaded female: ISO 228/1 (ex DIN 259) female cylindrical;

- Opening pressure: 0,03 bar max - min 0,025 bar; - Working pressure: 16 bar; - Operating temperature: -20°C to +150°C

DIAGRAMMA PRESSIONE-TEMPERATURA (1/4"÷1/2")

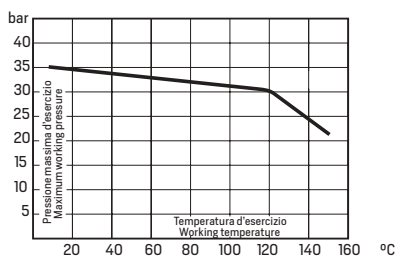
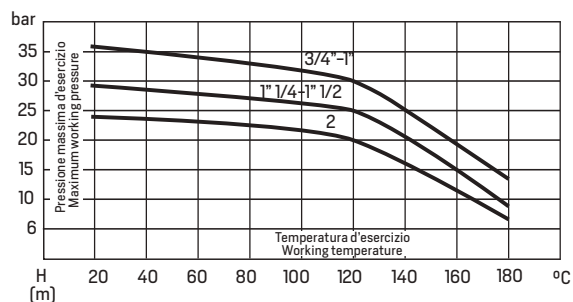
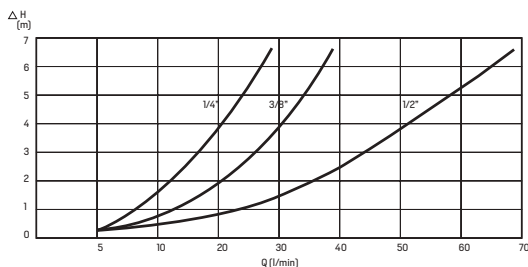


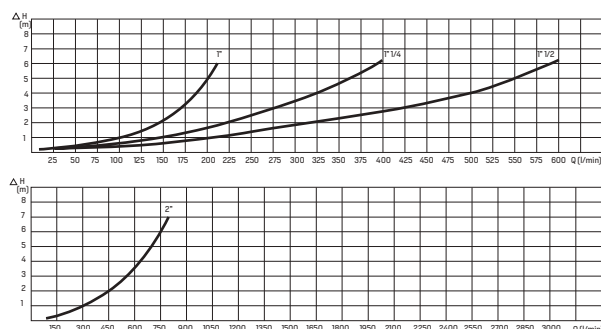
DIAGRAMMA PRESSIONE-TEMPERATURA (3/4"÷2")



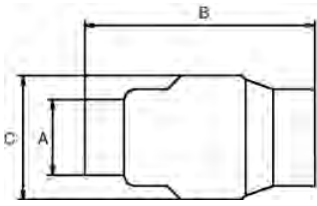
DIAGRAMMI PERDITE DI CARICO (1/4"÷1/2")



DIAGRAMMI PERDITE DI CARICO (3/4"÷2")



A 40 40





986/316

VALVOLA DI RITEGNO

- CHECK VALVE
- RÜCKSCHLAGVENTIL
- VANNE AVEC CLAPET ANTI-RETOUR
- VÁLVULA DE RETENCIÓN

MATERIAL: AISI 316 - 1.4401

NOTE: impiego acqua (no gas)

CODE	DN	DN inch	A mm	B mm	C mm			€
986104316	8	1/4"	18	55	32	1	94	170,45
986308316	10	3/8"	20	55	32	1	91	170,45
986102316	15	1/2"	25	55	32	1	93	133,31
986304316	20	3/4"	29	70	44	1	129	166,17
986100316	25	1"	36	84	53	1	191	194,21
986114316	32	1 1/4"	45	99	62	1	281	295,61
986112316	40	1 1/2"	51	119	78	1	388	364,20
986200316	50	2"	64	123	89	1	704	679,06
986212316	65	2 1/2"	80	147	113	1	1425	1028,61
986300316	80	3"	93	166	132	1	2085	1424,22
986400316	100	4"	120	193	167	1	3415	2373,60

- Valvola di ritegno in acciaio inox tornito (Dim. 1/4" - 3/8" - 1/2")

- Valvola di ritegno in acciaio inox stampato (Dim. 3/4" - 1" - 1 1/4" - 1 1/2" - 2" - 2 1/2" - 3" - 4")

- Corpo e parti metalliche in acciaio inossidabile AISI 316; - Tenuta: FPM; - Connessioni filettate femmina: ISO 228/1 (ex DIN 259) femmina cilindrica;

- Pressione di apertura: max 0,03 bar - min 0,025 bar; - Pressione di lavoro: 16 bar; - Temperatura di esercizio: -20°C ÷ +150°C

- Stainless steel turned check valve (Dim. 1/4" - 3/8" - 1/2")

- Stainless steel molded check valve (Dim. 3/4" - 1" - 1 1/4" - 1 1/2" - 2" - 2 1/2" - 3" - 4")

- Body and fittings in stainless steel AISI 316; - Seal: FPM; - Threaded female: ISO 228/1 (ex DIN 259) female cylindrical;

- Opening pressure: 0,03 bar max - min 0,025 bar; - Working pressure: 16 bar; - Operating temperature: -20°C to + 150°C

DIAGRAMMA PRESSIONE-TEMPERATURA (1/4"÷1/2")

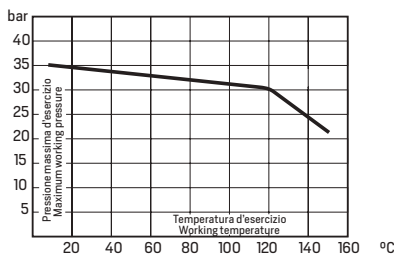
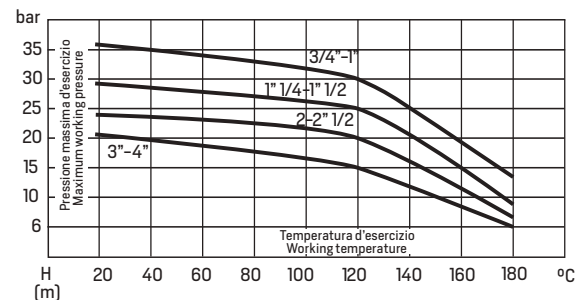
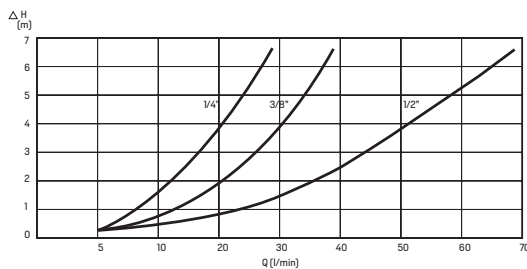


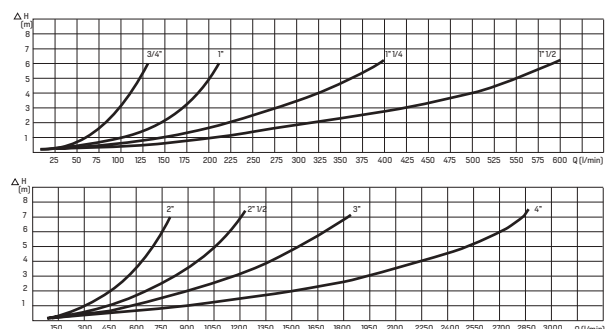
DIAGRAMMA PRESSIONE-TEMPERATURA (3/4"÷4")



DIAGRAMMI PERDITE DI CARICO (1/4"÷1/2")



DIAGRAMMI PERDITE DI CARICO (3/4"÷4")







984

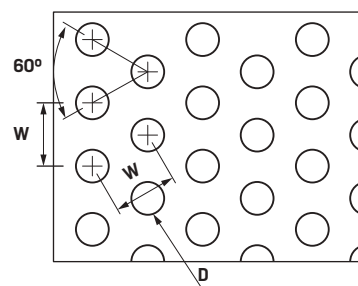
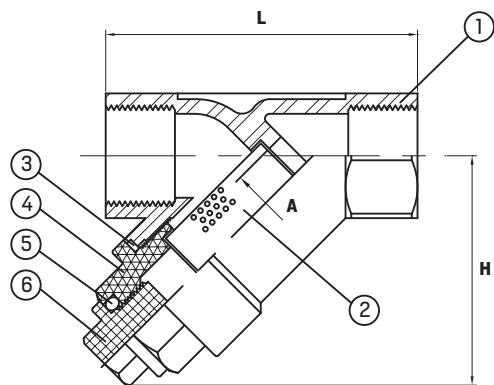
FILTRO A Y

- Y FEMALE STRAINER
- Y-FILTER MIT INNENGEWINDE
- FILTRE Y
- FILTRO "Y"

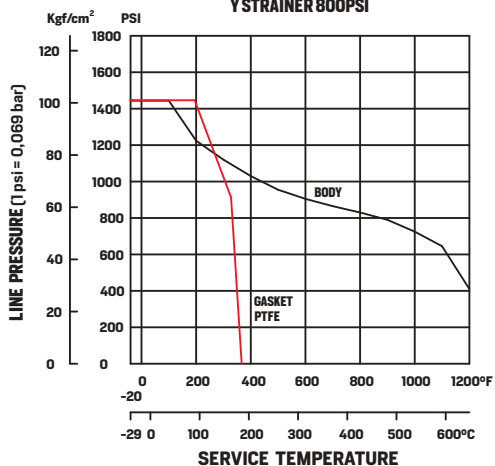
MATERIAL: AISI 316 - 1.4401 / 1.4408

THREAD: ISO 228/1 (ex DIN 259)

CODE	DN	DN inch	A mm	L mm	H mm	W mm	D mm			€
984102000	15	1/2"	15	65	51	2	1	250	1	63,98
984304000	20	3/4"	20	80	60	2	1	400	1	77,82
984100000	25	1"	25	90	72	2	1	700	1	109,57
984114000	32	1 1/4"	32	105	77	2	1	900	1	166,38
984112000	40	1 1/2"	40	120	87	2	1	1200	1	211,89
984200000	50	2"	50	140	103	2	1	1900	1	317,49



PRESSURE TEMPERATURE RATING
Y STRAINER 800PSI



VALORE CV / KV PER FILTRI A Y FILETTATI

CODICE CODE	DN	CV US gallon / min	KV m³ / h
984102000	1/2"	4,55	3,91
984304000	3/4"	10,64	9,15
984100000	1"	19,72	16,96
984114000	1" 1/4"	31,50	27,09
984112000	1" 1/2"	46,42	39,92
984200000	2"	86,77	74,62

NOTE

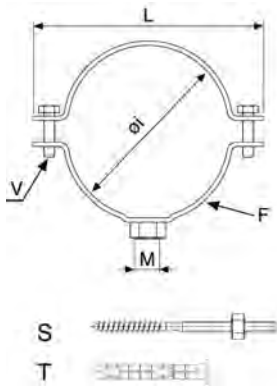
Cv = portata in US galloni per minuto di acqua alla temperature di 60° F con una perdita di carico sul filtro di 1 psi.

Kv = portata in m³/h per acqua alla temperature tra 5 e 40°C con una perdita di carico sul filtro di 1 bar

$Kv = 0,86 \times Cv$ Valvole per liquidi: $Q (m³/h) = Kv \cdot \sqrt{DP (bar)}$

POS.	PARTICOLARE - DETAIL	MATERIALE - MATERIAL
1	Corpo - Body	AISI 316 (CF8M) - 1.4408 (1.4401)
2	Filtro - Screen	AISI 316 - 1.4401
3	Guarnizione - Gasket	PTFE
4	Stelo - Bonnet	AISI 316 (CF8M) - 1.4408 (1.4401)
5	O-ring	FLUOROELASTOMERO FKM
6	Scarico - Blow off	AISI 316 (CF8M) - 1.4408 (1.4401)

A 50 50



155

COLLARE FISSAGGIO TUBO CON VITE E TASSELLO

- CLAMP WITH BOLT-WOOD SCREW AND PLUG
- ROHRSCHELLE MIT HOLZSCHRAUBE UND DÜBEL
- COLLIER DE FIXATION AVEC CHEVILLE ET VIS FER-BOIS
- ABRAZADERA CON TACO NI TORNILLO

MATERIAL: AISI 304 - 1.4301

NOTE: dado saldato con puntatura elettrica
spot welded nut

CODE	DN inch	Di mm	M	T mm	S mm	V mm	F Lg x Sp mm	L mm	g	kg	Box	€
155308304	3/8"	16 - 18	M 8	10 x 70	M 8 x 90	M 6 x 20	20 x 2,5	53,5	96	1	100*	6,18
155102304	1/2"	20 - 22	M 8	10 x 70	M 8 x 90	M 6 x 20	20 x 2,5	58	100	1	100*	6,18
155304304	3/4"	25 - 28	M 8	10 x 70	M 8 x 90	M 6 x 20	20 x 2,5	63,5	106	1	100*	6,71
155100304	1"	31 - 35	M 8	10 x 70	M 8 x 90	M 6 x 20	20 x 2,5	70	114	1	50*	7,46
155114304	1 1/4"	39 - 43	M 8	10 x 70	M 8 x 90	M 6 x 20	20 x 2,5	79	118	1	50*	8,04
155112304	1 1/2"	45 - 48,5	M 8	10 x 70	M 8 x 90	M 6 x 20	20 x 2,5	85	130	1	50*	8,62
155054304	54 mm	54	M 8	10 x 70	M 8 x 90	M 6 x 25	20 x 2,5	94	138	1	50*	9,39
155200304	2"	58 - 61	M 8	10 x 70	M 8 x 90	M 6 x 20	20 x 2,5	97	144	1	50*	9,39
155212304	2 1/2"	73 - 76,5	M 10	14 x 70	M 10 x 120	M 6 x 25	30 x 2,5	115	262	1	20*	15,88
155300304	3"	86 - 89	M 10	14 x 70	M 10 x 120	M 6 x 25	30 x 2,5	128	288	1	20*	17,70
155312304	3 1/2"	99 - 103	M 10	14 x 70	M 10 x 120	M 6 x 25	30 x 2,5	148	310	1	20*	20,43
155400304	4"	110 - 115	M 10	14 x 70	M 10 x 120	M 6 x 25	30 x 2,5	153,5	338	1	20*	22,69
155500304	5"	139 - 143	M 10	14 x 70	M 10 x 120	M 6 x 25	30 x 2,5	198	398	1	10*	29,54
155600304	6"	166 - 170	M 10	14 x 70	M 10 x 120	M 6 x 25	30 x 2,5	230	450	1	10*	33,03
155800304	8"	217 - 221	M 10	14 x 70	M 10 x 120	M 6 x 25	30 x 2,5	281	560	1	10*	41,23

(*) unità minima di vendita / minimum selling quantity

A 50 50

158/KIT

KIT VITE FERRO-LEGNO + TASSELLO + DADO

- KIT SCREW + PLUG + BACK NUT
- KIT HOLZSCHRAUBE + DÜBEL + 6-KUNT GEGENMUTTER
- KIT VIS BATTENTE + CHEVILLE + ÉCROU HEXAGONAL
- KIT TORNILLO + TACO + TUERCA HEXAGONAL

MATERIAL: AISI 304 - 1.4301



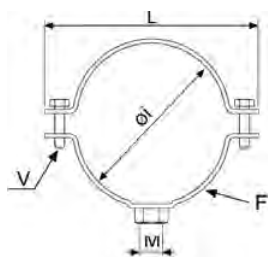
CODE	Plug	Screw	Back nut	g	kg	Box	€
158216008K	10 x 70	M 8 x 100	M 8	72	1 kit	200 kit*	9,09
158216010K	14 x 70	M 10 x 120	M 10	140	1 kit	100 kit*	12,58

Kit : n° 2 tasselli, n° 2 viti, n° 2 dadi

Kit : n° 2 plugs, n° 2 screws, n° 2 back nuts

(*) unità minima di vendita / minimum selling quantity

A 50 50

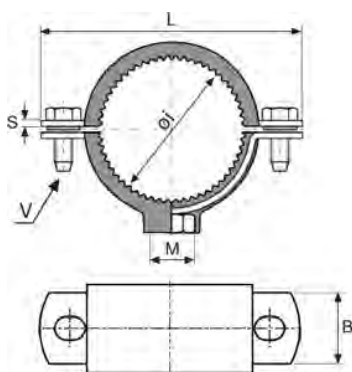
**156/304****COLLARE FISSAGGIO TUBO**

- CLAMP
- ROHRSCHELLE
- COLLIER DE FIXATION
- ABRAZADERA

MATERIAL: AISI 304 - 1.4301**NOTE:** dado saldato con puntatura elettrica
spot welded nut

CODE	DN inch	DN mm	Øi mm	M	V mm	F Lg x Sp mm	L mm	g	kg	box	€
156015304	15 mm	15	15	M 8	M 6 x 20	20 x 2,5	48	52	1	50*	5,67
156308304	3/8"	18	16 - 18	M 8	M 6 x 20	20 x 2,5	53,5	58	1	50*	5,67
156102304	1/2"	22	20 - 22	M 8	M 6 x 20	20 x 2,5	58	62	1	50*	5,46
156304304	3/4"	28	25 - 28	M 8	M 6 x 20	20 x 2,5	63,5	68	1	50*	5,65
156100304	1"	35	31 - 35	M 8	M 6 x 20	20 x 2,5	70	76	1	50*	6,32
156114304	1 1/4"	42	39 - 43	M 8	M 6 x 20	20 x 2,5	79	88	1	50*	7,00
156112304	1 1/2"	-	45 - 48,5	M 8	M 6 x 20	20 x 2,5	85	92	1	50*	7,56
156054304	54 mm	54	54	M 8	M 6 x 25	20 x 2,5	94	102	1	50*	8,23
156200304	2"	-	58 - 61	M 8	M 6 x 20	20 x 2,5	97	104	1	50*	8,23
156212304	2 1/2"	76,1	73 - 76,5	M 10	M 6 x 25	30 x 2,5	115	200	1	20*	14,42
156300304	3"	88,9	86 - 89	M 10	M 6 x 25	30 x 2,5	128	221	1	20*	15,72
156312304	3 1/2"	-	99 - 103	M 10	M 6 x 25	30 x 2,5	148	238	1	20*	17,84
156108304	108 mm	108	108	M 10	M 6 x 25	30 x 2,5	149	252	1	20*	18,22
156400304	4"	-	110 - 115	M 10	M 6 x 25	30 x 2,5	153,5	266	1	20*	18,22
156500304	5"	139,7	139 - 143	M 10	M 6 x 25	30 x 2,5	198	326	1	10*	26,47
156600304	6"	168,3	166 - 170	M 10	M 6 x 25	30 x 2,5	230	406	1	10*	30,32
156800304	8"	-	217 - 221	M 10	M 6 x 25	30 x 2,5	281	510	1	10*	37,42

[*] unità minima di vendita / minimum selling quantity



Conforme a
Conform to
Entsprechend
Correspondant
Conforme a la

DIN 4109**156/304 G****COLLARE CON GOMMA**

- CLAMP WITH RUBBER
- ROHRSCHELLE MIT GUMMIEINLAGE
- COLLIER DE FIXATION GARNITURE ISOPHONIQUE
- ABRAZADERA ISOFÓNICA

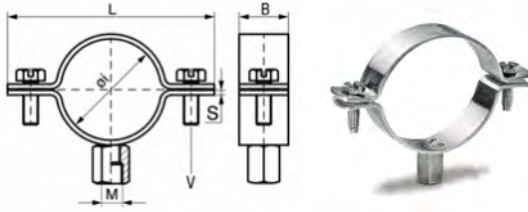
MATERIAL: AISI 304 - 1.4301**VULCANIZED RUBBER:** EPDM (-20° C/+120° C)
durezza/hardness 55 Shore**NOTE:** dado saldato con puntatura elettrica
spot welded nut

A 50 50

CODE	DN inch	DN mm	Øi mm	M	V mm	B mm	S mm	L mm	g	kg	box	€
156150304G	-	15	15 - 18	M 8	M 6 x 20	20	2,5	58	72	1	50*	11,53
156308304G	3/8"	18	16 - 18	M 8	M 6 x 20	20	2,5	58	76	1	50*	11,53
156102304G	1/2"	22	20 - 24	M 8	M 6 x 20	20	2,5	63,5	86	1	50*	11,75
156304304G	3/4"	28	25 - 28	M 8	M 6 x 20	20	2,5	70	94	1	50*	12,22
156100304G	1"	35	31 - 35	M 8	M 6 x 20	20	2,5	79	112	1	50*	12,95
156114304G	1 1/4"	42	39 - 43	M 8	M 6 x 20	20	2,5	85	120	1	50*	15,09
156112304G	1 1/2"	54	47 - 54	M 8	M 6 x 25	20	2,5	97	142	1	50*	16,45
156200304G	2"	-	58 - 61	M 8	M 6 x 20	20	2,5	107	156	1	20*	17,87
156212304G	2 1/2"	76,1	73 - 76,5	M 10	M 6 x 25	30	2,5	128	308	1	10*	24,98
156300304G	3"	88,9	86 - 89	M 10	M 6 x 25	30	2,5	148	346	1	10*	27,07
156400304G	4"	-	110 - 115	M 10	M 6 x 25	30	2,5	166	382	1	10*	32,69

[*] unità minima di vendita / minimum selling quantity

A 50 51



156/316

COLLARE FISSAGGIO TUBO

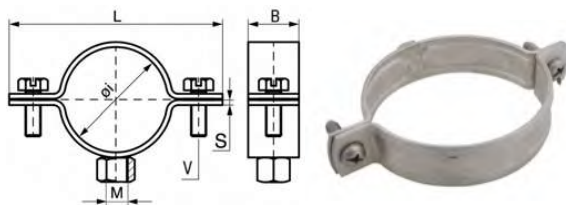
- CLAMP
- ROHRSCHELLE
- COLLIER DE FIXATION
- ABRAZADERA

MATERIAL: AISI 316 - 1.4401

NOTE: dado saldato con puntatura elettrica
spot welded nut

CODE	DN inch	DN mm	Øi mm	M	V mm	B mm	S mm	L mm	g	Box	€
156308316	3/8"	15 - 18	15 - 18	M 8 / 10	M 6 x 16	20	2	54	56	50*	8,74
156102316	1/2"	22	20 - 24	M 8 / 10	M 6 x 16	20	2	62	62	50*	9,36
156304316	3/4"	28	26 - 30	M 8 / 10	M 6 x 16	20	2	66	64	50*	9,82
156100316	1"	35	32 - 36	M 8 / 10	M 6 x 20	20	2	72	70	50*	10,20
156114316	1 1/4"	42	36 - 42	M 8 / 10	M 6 x 20	20	2	80	83	50*	11,00
156112316	1 1/2"	-	47 - 50	M 8 / 10	M 6 x 20	20	2	87	89	50*	11,74
156054316	54 mm	54	51 - 55	M 8 / 10	M 6 x 20	20	2	94	94	50*	12,19
156200316	2"	-	60 - 64	M 8 / 10	M 6 x 20	20	2	102	102	50*	13,01
156070316	70 mm	-	67 - 73	M 8 / 10	M 6 x 20	20	2	118	110	20*	14,54
156212316	2 1/2"	76,1	75 - 80	M 8 / 10	M 6 x 20	20	2	125	117	20*	14,78
156300316	3"	88,9	87 - 92	M 8 / 10	M 6 x 20	20	2	141	132	20*	16,23
156312316	3 1/2"	-	99 - 105	M 8 / 10	M 6 x 20	20	2	155	143	20*	17,66
156108316	108 mm	108	106 - 112	M 8 / 10	M 6 x 20	20	2	162	152	20*	18,66
156400316	4"	-	114 - 119	M 8 / 10	M 6 x 25	20	2	171	161	20*	20,31
156125316	125 mm	-	124 - 131	M 8 / 10	M 6 x 25	20	2	179	179	10*	21,58
156160316	160 mm	-	159 - 163	M 8 / 10	M 6 x 25	20	2	211	201	10*	25,02
1560200316	200 mm	-	199 - 204	M 8 / 10	M 6 x 25	20	2	253	256	10*	26,90

(*) unità minima di vendita / minimum selling quantity



156/316L

COLLARE FISSAGGIO TUBO - SERIE PESANTE

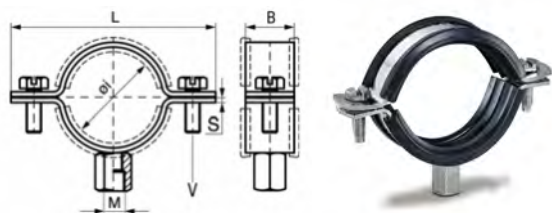
- CLAMP - HEAVY SERIES
- ROHRSCHELLE - SCHWERE SERIE
- COLLIER DE FIXATION - SÉRIE LOURDE
- ABRAZADERA - SERIE PESADA

MATERIAL: AISI 316L - 1.4404

NOTE: dado saldato con puntatura elettrica
spot welded nut

CODE	DN inch	DN mm	Øi mm	M	V mm	B mm	S mm	L mm	g	Box	€
156500316	5"	139,7	139 - 144	M 10	M 6 x 25	20	2,5	179	210	10*	24,99
156600316	6"	168,3	164 - 169	M 10	M 6 x 25	20	2,5	203	240	10*	26,43

(*) unità minima di vendita / minimum selling quantity



156/316 G



COLLARE CON GOMMA

- CLAMP WITH RUBBER
- ROHRSCHELLE MIT GUMMIEINLAGE
- COLLIER DE FIXATION GARNITURE ISOPHONIQUE
- ABRAZADERA ISOFÓNICA

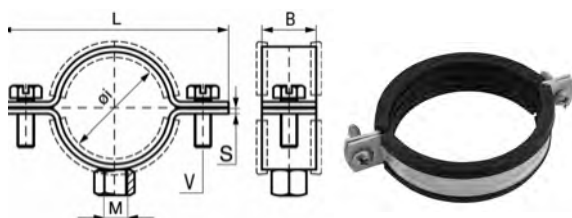
MATERIAL: AISI 316 - 1.4401

VULCANIZED RUBBER: EPDM (-20° C/+120° C)

NOTE: dado saldato con puntatura elettrica
spot welded nut

CODE	DN inch	DN mm	Øi mm	M	V mm	B mm	S mm	L mm			€
156308316G	3/8"	15 - 18	15 - 18	M 8 / 10	M 6 x 16	20	2	65	71	50*	10,26
156102316G	1/2"	22	20 - 24	M 8 / 10	M 6 x 16	20	2	69	77	50*	10,83
156304316G	3/4"	28	26 - 30	M 8 / 10	M 6 x 16	20	2	74	83	50*	11,21
156100316G	1"	35	32 - 36	M 8 / 10	M 6 x 20	20	2	81	91	50*	12,06
156114316G	1"1/4	42	38 - 42	M 8 / 10	M 6 x 20	20	2	89	100	50*	12,96
156112316G	1"1/2	-	47 - 50	M 8 / 10	M 6 x 20	20	2	100	111	50*	13,97
156054316G	54 mm	54	51 - 55	M 8 / 10	M 6 x 20	20	2	102	120	50*	14,65
156200316G	2"	-	60 - 64	M 8 / 10	M 6 x 20	20	2	114	132	20*	16,06
156070316G	70 mm	-	67 - 73	M 8 / 10	M 6 x 20	20	2	124	147	10*	18,11
156212316G	2"1/2	76,1	75 - 80	M 8 / 10	M 6 x 20	20	2	130	154	10*	18,75
156300316G	3"	88,9	87 - 92	M 8 / 10	M 6 x 20	20	2	141	170	10*	22,00
156312316G	3"1/2	-	100 - 106	M 8 / 10	M 6 x 20	20	2	165	189	10*	22,60
156108316G	-	108	108	M 8 / 10	M 6 x 25	20	2	168	200	10*	22,67
156400316G	4"	-	114 - 119	M 8 / 10	M 6 x 25	20	2	180	210	10*	23,39
156125316G	125 mm	-	124 - 131	M 8 / 10	M 6 x 25	20	2	191	220	10*	24,79
156160316G	160 mm	-	159 - 165	M 8 / 10	M 6 x 25	20	2	217	261	10*	28,92

(*) unità minima di vendita / minimum selling quantity



156/316L G



COLLARE CON GOMMA - SERIE PESANTE

- CLAMP WITH RUBBER - HEAVY SERIES
- ROHRSCHELLE MIT GUMMIEINLAGE - SCHWERE SERIE
- COLLIER DE FIXATION GARNITURE ISOPHONIQUE - SÉRIE LOURDE
- ABRAZADERA ISOFÓNICA - SERIE PESADA

MATERIAL: AISI 316L - 1.4404

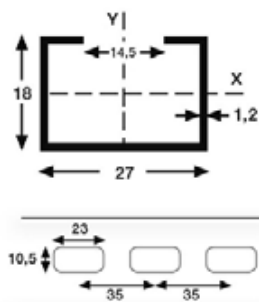
VULCANIZED RUBBER: EPDM (-20° C/+120° C)
durezza/hardness 55 Shore

NOTE: dado saldato con puntatura elettrica
spot welded nut

CODE	DN inch	DN mm	Øi mm	B mm	M	V mm	S mm	L mm			€
156500316G	5"	139,7	133 - 141	20	M 10	M 6 x 25	2,5	179	250	10*	28,05
156600316G	6"	168,3	159 - 168	25	M 10	M 8 x 35	2,5	233	470	10*	30,75

(*) unità minima di vendita / minimum selling quantity

A 50 50



157-P1

PROFILO 2 M

- FIXING RAIL 2 M
- MONTAGESCHIENE 2 M
- RAIL 2 M
- GUÍA PERFORADA 2 M

MATERIAL: AISI 304 - 1.4301
DIMENSION: 27 x 18 x 1,2

CODE	Section cm ²	Jx cm ⁴	Jy cm ⁴	Wx cm ³	Wy cm ³	kg/m	6 barre	€
157027000	0,84	0,34	0,92	0,32	0,68	0,55	6 barre	176,06

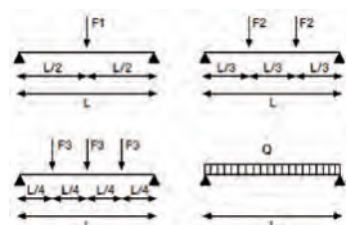
Asse di riferimento X-X

Il momento d'inerzia Jx-Jy ed i moduli di resistenza Wx-Wy sono calcolati in corrispondenza di una sezione omogenea (fori esclusi).
F1 - F2 - F3 - Q = (daN) 1 daN ≈ 1 kgf Portate calcolate considerando una freccia limite = L/200.

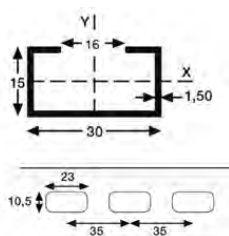
Reference axis X-X

Moment of inertia Jx-Jy and strength modulus Wx-Wy are calculated in correspondence with homogeneous section (holes excluded).
F1 - F2 - F3 - Q = (daN) 1 daN ≈ 1 kgf Loads calculation considering a limit deflection = L/200.

	L (mm)				
	500	1000	1500	2000	
F1	51	19	8	5	
F2	38	11	5	3	
F3	25	8	4	2	
Q	101	30	14	8	



A 50 50



157-P3

PROFILO 2 M

- FIXING RAIL 2 M
- MONTAGESCHIENE 2 M
- RAIL 2 M
- GUÍA PERFORADA 2 M

MATERIAL: AISI 304 - 1.4301
DIMENSION: 30 x 15 x 1,5

CODE	Section cm ²	Jx cm ⁴	Jy cm ⁴	Wx cm ³	Wy cm ³	kg/m	6 barre	€
157030000	0,98	0,30	1,26	0,33	0,84	0,70	6 barre	187,77

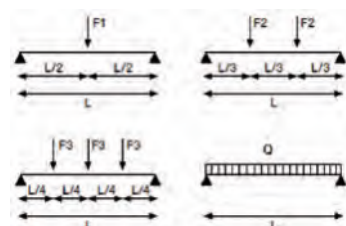
Asse di riferimento X-X

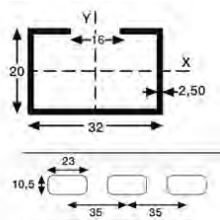
Il momento d'inerzia Jx-Jy ed i moduli di resistenza Wx-Wy sono calcolati in corrispondenza di una sezione omogenea (fori esclusi).
F1 - F2 - F3 - Q = (daN) 1 daN ≈ 1 kgf Portate calcolate considerando una freccia limite = L/200.

Reference axis X-X

Moment of inertia Jx-Jy and strength modulus Wx-Wy are calculated in correspondence with homogeneous section (holes excluded).
F1 - F2 - F3 - Q = (daN) 1 daN ≈ 1 kgf Loads calculation considering a limit deflection = L/200.

	L (mm)				
	500	1000	1500	2000	
F1	49	15	7	4	
F2	39	9	4	2	
F3	25	6	3	2	
Q	98	25	11	6	



**157-P4****A 50 50****PROFILO 2 M**

- FIXING RAIL 2 M
- MONTAGESCHIENE 2 M
- RAIL 2 M
- GUÍA PERFORADA 2 M

MATERIAL: AISI 304 - 1.4301**DIMENSION:** 32 x 20 x 2,5

CODE	Section cm ²	Jx cm ⁴	Jy cm ⁴	Wx cm ³	Wy cm ³	kg/m	Barre	€
157032000	1,87	0,94	2,70	0,80	1,68	1,30	6 barre	291,55

Asse di riferimento X-X

Il momento d'inerzia Jx-Jy ed i moduli di resistenza Wx-Wy sono calcolati in corrispondenza di una sezione omogenea (fori esclusi).

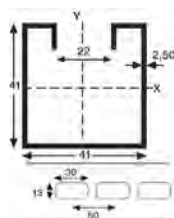
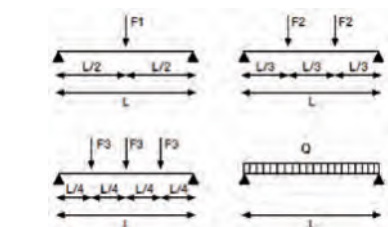
F1 - F2 - F3 - Q = [daN] 1 daN ≈ 1 kgf Portate calcolate considerando una freccia limite = L/200.

Reference axis X-X

Moment of inertia Jx-Jy and strength modulus Wx-Wy are calculated in correspondence with homogeneous section (holes excluded).

F1 - F2 - F3 - Q = [daN] 1 daN ≈ 1 kgf Loads calculation considering a limit deflection = L/200.

	157032000 32x20x2,5	L (mm)			
		500	1000	1500	2000
F1	117	48	21	12	
F2	88	28	13	7	
F3	59	20	9	5	
Q	235	77	34	19	

**157-P6****A 50 50****PROFILO 3 M**

- FIXING RAIL 3 M
- MONTAGESCHIENE 3 M
- RAIL 3 M
- GUÍA PERFORADA 3 M

MATERIAL: AISI 304 - 1.4301**DIMENSION:** 41 x 41 x 2,5

CODE	Section cm ²	Jx cm ⁴	Jy cm ⁴	Wx cm ³	Wy cm ³	kg/m	Barre	€
157041000	3,25	6,28	9,18	2,99	4,48	2,6	5 barre	475,25

Asse di riferimento X-X

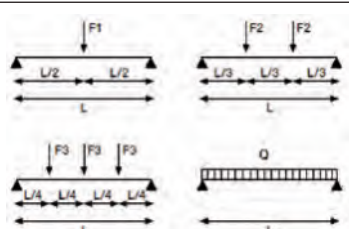
Il momento d'inerzia Jx-Jy ed i moduli di resistenza Wx-Wy sono calcolati in corrispondenza di una sezione omogenea (fori esclusi).

F1 - F2 - F3 - Q = [daN] 1 daN ≈ 1 kgf Portate calcolate considerando una freccia limite = L/200.

Reference axis X-X

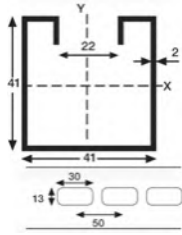
Moment of inertia Jx-Jy and strength modulus Wx-Wy are calculated in correspondence with homogeneous section (holes excluded).

F1 - F2 - F3 - Q = [daN] 1 daN ≈ 1 kgf Loads calculation considering a limit deflection = L/200.



	157041000 41x41x2,5	L (mm)				
		500	1000	1500	2000	3000
F1	433	216	138	78	35	
F2	325	162	81	46	20	
F3	216	108	58	33	15	
Q	866	433	221	124	55	

A 50 50



157-P6 L

PROFILO 3 M

- FIXING RAIL 3 M
- MONTAGESCHIENE 3 M
- RAIL 3 M
- GUÍA PERFORADA 3 M

MATERIAL: AISI 304 - 1.4301
DIMENSION: 41 x 41 x 2

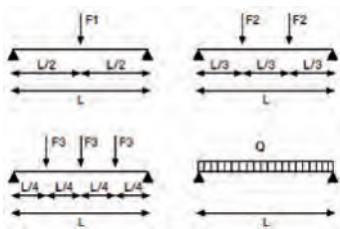
CODE	Section cm ²	Jx cm ⁴	Jy cm ⁴	Wx cm ³	Wy cm ³	kg/m	Box	€
157041001	2,63	5,26	7,60	2,50	3,71	2,06	5 barre	413,51

Asse di riferimento X-X

Il momento d'inerzia Jx-Jy ed i moduli di resistenza Wx-Wy sono calcolati in corrispondenza di una sezione omogenea (fori esclusi).
F1 - F2 - F3 - Q = (daN) 1 daN ≈ 1 kgf Portate calcolate considerando una freccia limite = L/200.

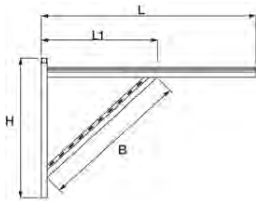
Reference axis X-X

Moment of inertia Jx-Jy and strength modulus Wx-Wy are calculated in correspondence with homogeneous section (holes excluded).
F1 - F2 - F3 - Q = (daN) 1 daN ≈ 1 kgf Loads calculation considering a limit deflection = L/200.



157041001 41x41x2	L (mm)				
	500	1000	1500	2000	3000
F1	362	181	116	65	29
F2	271	136	68	38	17
F3	181	90	49	27	12
Q	724	362	185	104	46

A 50 50

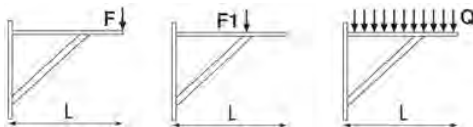


230 I

MENSOLA SALDATA A SQUADRA IN PROFILATO

- TRIANGULAR BRACKET
- UNTERSTÜTZUNG FERTIGKONSOLE
- CONSOLE AVEC RENFORCE
- SOPORTE 90° SALDADO

MATERIAL: AISI 304 - 1.4301



Fixing rail: 32x20x2,5

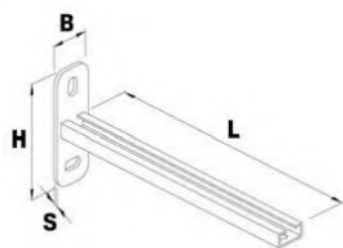
CODE	L mm	L1 mm	B mm	H mm	F daN	F1 daN	Q daN	g	Box	Stack	€
230370304	370	200	250	275	60	600	250	1100	2	240	140,17
230545304	545	290	380	380	40	600	160	1500	2	165	191,14

MATERIALE STAFFE: acciaio inossidabile AISI 304 - 1.4301.

Raccorderie Metalliche garantisce le portate di carico fatto salvo il corretto ancoraggio alla parete. 1 daN ≈ 1 Kgf

BRACKET MATERIAL: stainless steel AISI 304 - 1.4301.

Raccorderie Metalliche guarantees the load only in the case of a correct wall anchorage. 1 daN ≈ 1 kgf

**231/32 I****A 50 50****MENSOLA SALDATA A PARETE
32X20X2**

- WALL BRACKET
- FERTIGKONSOLE
- CONSOLE
- SOPORTE

MATERIAL: AISI 304 - 1.4301

CODE	L mm	H mm	B mm	S mm	F daN	Ft daN	Q daN			€
231280304	280	120	40	4	33	67	67	436	20	66,78

Versione con tappo di testa montato.

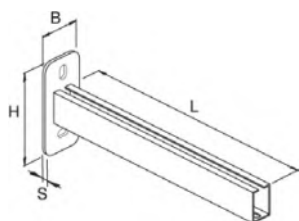
Raccorderie Metalliche garantisce le portate di carico fatto salvo il corretto ancoraggio alla parete.

1 daN ≈ 1 Kgf

Version with mounted head cap.

Raccorderie Metalliche guarantees the load only in the case of a correct wall anchorage.

1 daN ≈ 1 kgf

**231/40 I****A 50 50****MENSOLA SALDATA A PARETE
40X60X2**

- WALL BRACKET
- FERTIGKONSOLE
- CONSOLE
- SOPORTE

MATERIAL: AISI 304 - 1.4301

CODE	L mm	H mm	B mm	S mm	F daN	Ft daN	Q daN			€
231600304	600	180	80	6	75	150	150	2230	1	267,08

Versione con tappo di testa montato.

Raccorderie Metalliche garantisce le portate di carico fatto salvo il corretto ancoraggio alla parete.

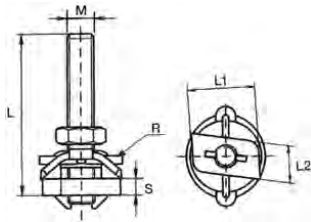
1 daN ≈ 1 Kgf

Version with mounted head cap.

Raccorderie Metalliche guarantees the load only in the case of a correct wall anchorage.

1 daN ≈ 1 kgf

A 50 50






214 TM/Clip INOX

BULLONE TESTA MARTELLO CON CLIP, DADO E RONDELLA

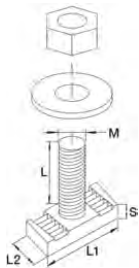
- HAMMER HEAD BOLT WITH CLIP, NUT AND WASHER
- T-BOLZEN MIT CLIP, GEGENMUTTER UND UNTERLEGSCHIBE VERZINKT
- BOLON POUR PROFILE AVEC CLIP
- TORNILLO GUÍA CON TUERCA Y ARANDELA

MATERIAL: AISI 316 - 1.4401

For fixing rails: 27/18 - 30/15 - 32/20

CODE	M	L mm	L1 mm	L2 mm	S mm	R mm				€
214008040I	M 8	40	23	13,5	5	∅ 25 thk 2,5	34	10*	100	11,34
214010040I	M 10	40	23	13,5	5	∅ 25 thk 2,5	48	10*	100	15,02

(*) unità minima di vendita / minimum selling quantity



214 TMP INOX




A 50 50

BULLONE TESTA MARTELLO PER PROFILO

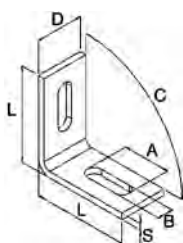
- HAMMER HEAD BOLT FOR FIXING RAIL
- T-BOLZEN FÜR PROFIL
- BOLON POUR PROFILE
- TORNILLO GUÍA

MATERIAL: AISI 304 - 1.4301

For fixing rails: 41/41



CODE	Description	M	L mm	L1 mm	L2 mm	S mm				€
214008041I	con dado, rondella ∅ 10,5-40 sp. 3	M 8	30	34	21	5	62	20*	100	9,37
214010041I	with nut, washer ∅ 10,5-40 thk 3	M 10	30	34	21	5	78	10*	100	9,60

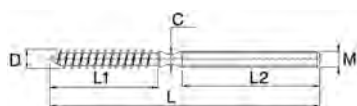
(*) unità minima di vendita / minimum selling quantity

**158/212****A 50 50****ANGOLARE PER PROFILO**

- CONNECTION PLATE
- MONTAGE-WINKEL
- EQUERRE
- ESCUADRA DE MONTAJE



MATERIAL: AISI 304 - 1.4301**For fixing rails: 27/18**


CODE	L mm	S mm	A mm	B mm	degrees	D mm	 g		€
158212045	50	5	25	10	135°	25	78	100	15,92
158212090	54	5	25	10	90°	25	78	100	15,92

**158/216****A 50 50****VITE FERROLEGNO**

- BOLT-WOOD SCREW
- HOLZSCHRAUBE
- VIS DOUBLE FILET
- TORNILLO DOBLE ROSCA




MATERIAL: AISI 304 - 1.4301

CODE	M	L mm	L1 mm	L2 mm	C mm	D mm	 g		€
158216008	M 8	100	63	23	5	8	27	100	2,49
158216010	M 10	120	60	45	7	10	54	100	3,70

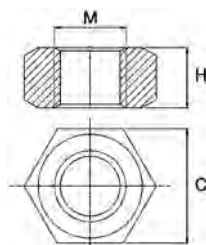
**158/219****A 50 50****TRONCHETTO FILETTATO**

- THREADED ROD
- GEWINDESTANGE
- TIGE FILETÉE
- ESPÁRRAGO SEPARADOR

MATERIAL: AISI 304 - 1.4301



CODE	M	L mm				€
158219008	M 8	30	10	100*	500	7,15
158219010	M 10	30	14	100*	400	9,49

[*] unità minima di vendita / minimum selling quantity

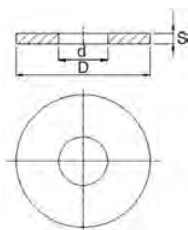
**158/215****A 50 50****DADO ESAGONALE MEDIO**

- BACK NUT
- 6-KANT GEGENMUTTER
- ÉCROU HEXAGONAL
- TUERCA HEXAGONAL

MATERIAL: AISI 304 - 1.4301

CODE	M	C mm	H mm	 g		€
158215008	M 8	13	6,5	4	100	0,81
158215010	M 10	17	8	10	100	0,97

A 50 50





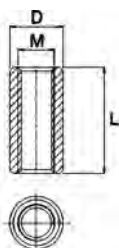
158/218

RONDELLA PIANA

- WASHER
- UNTERLEGSCHIEBE
- RONDELLE
- ARANDELA PLANA

NORM: DIN 9021
MATERIAL: AISI 304 - 1.4301

CODE	M	D mm	d mm	S mm			€
158218008	M 8	24	8,4	2	4	100	4,41
158218010	M 10	30	10,5	2,5	12	100	7,72





158/220


MANICOTTO DI CONGIUNZIONE

- STUD CONNECTOR
- EINSCHLAGANKER
- RACCORD DE JONCTION FF
- MANGUITO SEPARADOR

MATERIAL: AISI 304 - 1.4301

A 50 50

CODE	M	D mm	L mm			€
158220008	M 8	11	30	12	100	5,74
158220010	M 10	13	30	15	100	5,93





158/264

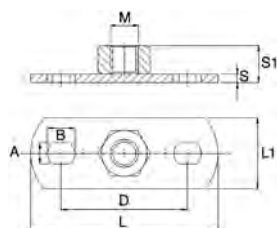
BARRA FILETTATA

- THREADED ROD
- GEWINDESTANGE
- TIGE FILETÉE
- VARILLA ROSCADA

MATERIAL: AISI 304 - 1.4301

A 50 50

CODE	M	L mm			€
158264008	M 8	1000	312	50	26,24
158264010	M 10	1000	494	25	41,27





158/263

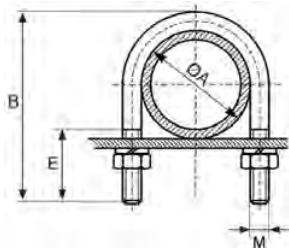
FLANGIA A MURO

- FIXING FLANGE
- WANDFLANSCH
- BASE (POINT FIXE) DE FIXATION
- PLETINA FIJACIÓN

MATERIAL: AISI 304 - 1.4301

A 50 50

CODE	M	L mm	L1 mm	S mm	S1 mm	D mm	A x B mm			€
158263008	M 8	70	20	2	8,5	53	6,5 x 8,5	26	100	6,99
158263010	M 10	70	20	2	10	53	6,5 x 8,5	30	100	8,15



159

A 50 50

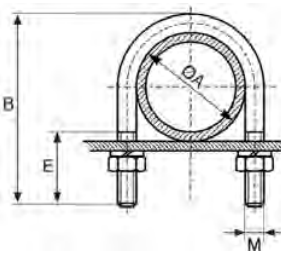
CAVALLOTTO PER FISSAGGIO TUBI

- U-BOLT CLAMP
- RUNDSTAHLBÜGEL
- ÉTRIER AVEC ECROUS
- ABARCON

MATERIAL: AISI 304 - 1.4301

NOTE: dado/back nut DIN 934
rondella/washer "grover"

CODE	DN inch	M	A mm	B mm	E mm			€
159308304	3/8"	M 6	18	50	35	25	100	4,14
159102304	1/2"	M 6	22	53	35	27	100	4,34
159304304	3/4"	M 6	28	59	35	31	100	4,77
159100304	1"	M 6	34	65	35	34	100	5,03
159114304	1 1/4"	M 6	43	74	35	39	100	5,22
159112304	1 1/2"	M 8	49	85	40	80	100	6,14
159200304	2"	M 8	61	99	40	94	50	10,26
159212304	2 1/2"	M 8	77	113	40	109	50	12,00
159300304	3"	M 8	90	126	40	122	50	13,37
159400304	4"	M 10	115	155	40	235	25	20,18
159500304	5"	M 10	144	184	40	281	25	25,57
159600304	6"	M 10	170	210	40	323	25	29,22
159800304	8"	M 10	221	259	40	401	25	35,66
1591000304	10"	M 10	275	313	40	487	25	41,13



159/M

A 50 50

CAVALLOTTO PER FISSAGGIO TUBI

- U-BOLT CLAMP
- RUNDSTAHLBÜGEL
- ÉTRIER AVEC ECROUS
- ABARCON

MATERIAL: AISI 304 - 1.4301

NOTE: dado/back nut DIN 934
rondella/washer "grover"

CODE	D mm	M	A mm	B mm	E mm			€
1590038304	38	M 6	39	70	35	37	100	6,12
1590054304	54	M 8	55	97	40	91	50	10,68
1590065304	65	M 8	66	99	40	95	50	11,71
1590070304	70	M 8	71	102	40	98	50	12,05
1590084304	84	M 8	85	117	40	113	50	14,33
1590104304	104	M 10	105	149	40	224	25	23,66
1590129304	129	M 10	130	170	40	259	25	28,14
1590154304	154	M 10	155	194	40	297	25	31,64
1590204304	204	M 10	206	244	40	377	25	37,79
1590254304	254	M 10	256	294	40	456	25	45,17
1590304304	304	M 10	306	344	50	536	25	51,79
1590354304	354	M 10	356	407	50	627	25	62,10



Raccordi a saldare e filettati in acciaio al carbonio







CARBON STEEL WELDING AND THREADED FITTINGS

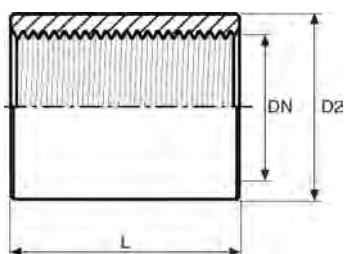
SCHWEISS-UND GEWINDEFITTTINGE AUS STAHL

RACCORDS EN ACIER FILETÉS ET À SOUDER

RACORES A SOLDAR Y ROSCAR EN ACERO AL CARBONO

Certificazioni / Certifications

		QUALITY ASSURANCE SYSTEM IN ACCORDANCE WITH PRESSURE EQUIPMENT DIRECTIVE 2014/68/EU	DGR-0036-QS-W 192/2003/MUC-001
		RACCORDERIE METALLICHE S.P.A. ÁLTAL GYÁRTOTT ACÉL HEGESZTHETŐ IDOMOK, CSÓÍVEK, MENETES VÉGEK	A-43/2017
		CARBON STEEL WELD FITTINGS	POCC IT.AM05.H05079






268/Z

R 10 11

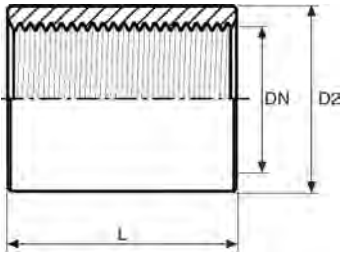
MANICOTTO ZINCATO

- GALVANIZED SOCKET
- MUFFE G. L. VERZINKT
- MANCHON GALVANISÉ
- MANGUITO GALVANIZADO

TYPE: International Nr. 16
MATERIAL: P235TR1 - S235 (R.St.37.0)
NORM: UNI / DIN EN 10241 (ex DIN 2986)
THREAD: EN 10226-1 (ex ISO 7/1)




CODE	DN	DN inch	D2 mm	L min mm				€
268108001	6	1/8"	14	17	12	200	-	1,48
268104001	8	1/4"	18,5	25	23	200	-	1,31
268308001	10	3/8"	21,3	26	33	150	-	1,31
268102001	15	1/2"	26,4	34	63	150	14400	1,48
268304001	20	3/4"	31,8	36	80	150	8400	1,93
268100001	25	1"	39,5	43	142	100	5600	2,88
268114001	32	1 1/4"	48,3	48	189	50	2800	4,53
268112001	40	1 1/2"	54,5	48	220	40	2240	5,59
268200001	50	2"	66,3	56	320	25	1400	7,70
268212001	65	2 1/2"	82	65	530	6	-	12,08
268300001	80	3"	95	71	680	6	-	17,08
268400001	100	4"	122	83	1100	6	-	33,38
268500001	125	5"	147	92	1531	4	-	82,96
268600001	150	6"	174	92	2212	2	-	152,24

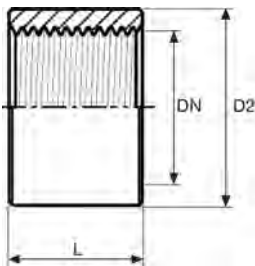
R1011

**268/N****MANICOTTO NERO**

- BLACK SOCKET
- MUFFE G. L. SCHWARZ
- MANCHON NOIR
- MANGUITO NEGRO

TYPE: International Nr. 16
MATERIAL: P235TR1 - S235 (R.St.37.0)
NORM: UNI / DIN EN 10241 (ex DIN 2986)
THREAD: EN 10226-1 (ex ISO 7/1)



CODE	DN	DN inch	D2 mm	L min mm	 g			€
268108000	6	1/8"	14	17	12	200	-	1,40
268104000	8	1/4"	18,5	25	23	200	-	1,16
268308000	10	3/8"	21,3	26	33	150	-	1,21
268102000	15	1/2"	26,4	34	63	150	14400	1,24
268304000	20	3/4"	31,8	36	80	150	8400	1,62
268100000	25	1"	39,5	43	142	100	5600	2,44
268114000	32	1"1/4	48,3	48	189	50	2800	3,78
268112000	40	1"1/2	54,5	48	220	40	2240	4,68
268200000	50	2"	66,3	56	320	25	1400	6,37
268212000	65	2"1/2	82	65	530	6	-	10,11
268300000	80	3"	95	71	680	6	-	14,27
268400000	100	4"	122	83	1100	6	-	27,62
268500000	125	5"	147	92	1531	4	-	68,57
268600000	150	6"	174	92	2212	2	-	125,71

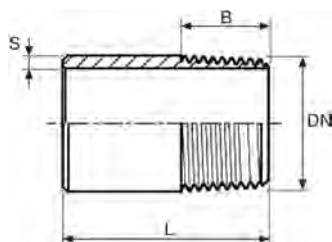
**268/M****MEZZO MANICOTTO NERO**

- BLACK HALF SOCKET
- MUFFE H. L. SCHWARZ
- DEMI MANCHON NOIR
- MEDIO MANGUITO NEGRO

MATERIAL: P235TR1 - S235 (R.St.37.0)
NORM: UNI / DIN EN 10241 (ex DIN 2986)
THREAD: EN 10226-1 (ex ISO 7/1)

R1011

CODE	DN	DN inch	D2 mm	L min mm	 g		€
268104102	8	1/4"	18,5	11	10	500	1,04
268308102	10	3/8"	21,3	12	16	500	1,09
268102120	15	1/2"	26,4	15	28	300	1,15
268304102	20	3/4"	31,8	17	36	150	1,57
268100102	25	1"	39,5	19,5	64	100	2,24
268114102	32	1"1/4	48,3	22	90	50	3,13
268112102	40	1"1/2	54,5	22	104	40	3,91
268200102	50	2"	66,3	26	150	20	5,41
268212102	65	2"1/2	82	30,5	245	12	8,52
268300102	80	3"	95	34	320	12	12,12
268400102	100	4"	122	40	530	12	23,49



600

TRONCHETTO NERO

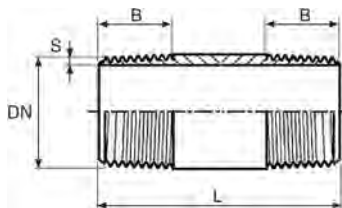
- BLACK WELDING NIPPLE
- ANSCHWEISSENDE SCHWARZ
- DEMI MAMELON NOIR
- CARRETE NEGRO ROSCADO

MATERIAL: P235TR1 - S235 (R.St.37.0)

NORM: UNI / DIN EN 10241 (ex DIN 2982)

THREAD: EN 10226-1 (ex ISO 7/1)

CODE	DN	DN inch	DN mm	L mm	B mm	S mm			€
600308100	10	3/8"	17	100	11	2	76	30	2,09
600102100	15	1/2"	21,2		14	2,3	100	30	2,19
600304100	20	3/4"	26,9		16	2,3	135	30	2,57
600100100	25	1"	33,7		18	2,9	210	20	3,55
600114100	32	1"1/4	42,4		20	2,9	260	16	4,69
600112100	40	1"1/2	48,3		22	2,9	310	16	5,45
600200100	50	2"	60,3		24	3,2	410	12	6,66
600212100	65	2"1/2	76,1		25	3,6	530	10	13,83
600300100	80	3"	88,9		30	3,6	670	6	15,93
600400100	100	4"	114,3		35	4,2	960	6	26,68
600500100	125	5"	139,7		40	5	1475	4	76,99
600600100	150	6"	168,3		40	6,5	1790	4	93,50
600308150	10	3/8"	17	150	11	2	100	15	3,08
600102150	15	1/2"	21,2		14	2,3	160	15	3,32
600304150	20	3/4"	26,9		16	2,3	202	15	3,80
600100150	25	1"	33,7		18	2,9	310	10	5,44
600114150	32	1"1/4	42,4		20	2,9	400	8	6,85
600112150	40	1"1/2	48,3		22	2,9	430	8	7,95
600200150	50	2"	60,3		24	3,2	640	6	10,06
600212150	65	2"1/2	76,1		25	3,6	840	5	16,62
600300150	80	3"	88,9		30	3,6	1010	4	20,38
600400150	100	4"	114,3		35	4,2	1640	6	34,59
600500150	125	5"	139,7		40	5	2420	4	89,24
600600150	150	6"	168,3		40	6,5	3050	4	106,92
600308200	10	3/8"	17	200	11	2	150	15	3,95
600102200	15	1/2"	21,2		14	2,3	230	15	4,03
600304200	20	3/4"	26,9		16	2,3	270	15	4,77
600100200	25	1"	33,7		18	2,9	430	10	6,20
600114200	32	1"1/4	42,4		20	2,9	530	8	8,10
600112200	40	1"1/2	48,3		22	2,9	600	8	9,83
600200200	50	2"	60,3		24	3,2	870	6	12,33
600212200	65	2"1/2	76,1		25	3,6	1180	5	20,62
600300200	80	3"	88,9		30	3,6	1400	4	25,34
600400200	100	4"	114,3		35	4,2	2180	6	41,14
600500200	125	5"	139,7		40	5	3130	4	102,49
600600200	150	6"	168,3		40	6,5	4840	2	121,35



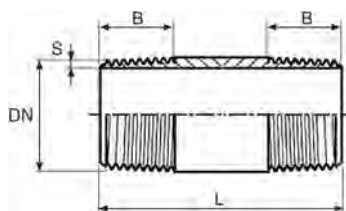
530/N

VITE DI ALLUNGAMENTO BARILOTTO NERO

- BLACK BARREL NIPPLE
- ROHRDOPPELNIPPEL SCHWARZ
- MAMELON NOIR
- CARRETE DE PROLONGACIÓN NEGRO

TYPE: International Nr. 23
MATERIAL: P235TR1 - S235 (R.St.37.0)
NORM: UNI / DIN EN 10241 (ex DIN 2982)
THREAD: EN 10226-1 (ex ISO 7/1)

CODE	DN	DN inch	DN mm	L mm	B mm	S mm			€	
530308040	10	3/8"	17	40	11	2	35	10	3,04	
530102040	15	1/2"	21,2		14	2,3	50	10	1,86	
530304040	20	3/4"	26,9		16	2,3	63	10	1,90	
530100040	25	1"	33,7		18	2,9	91	20	2,58	
530114040	32	1 1/4"	42,4		20	2,9	128	20	3,67	
530112040	40	1 1/2"	48,3		22	2,9	147	20	4,47	
530308050	10	3/8"	17	50	11	2	47	10	3,27	
530102050	15	1/2"	21,2		14	2,3	61	10	1,88	
530304050	20	3/4"	26,9		16	2,3	73	10	1,87	
530100050	25	1"	33,7		18	2,9	112	20	2,60	
530114050	32	1 1/4"	42,4		20	2,9	146	20	3,60	
530112050	40	1 1/2"	48,3		22	2,9	162	20	3,98	
530308060	10	3/8"	17	60	11	2	55	10	2,79	
530102060	15	1/2"	21,2		14	2,3	72	10	2,00	
530304060	20	3/4"	26,9		16	2,3	92	10	2,10	
530100060	25	1"	33,7		18	2,9	132	20	2,91	
530114060	32	1 1/4"	42,4		20	2,9	185	20	4,00	
530112060	40	1 1/2"	48,3		22	2,9	212	20	4,47	
530200060	50	2"	60,3	70	24	3,2	296	20	6,16	
530102070	15	1/2"	21,2		14	3	82	30	2,23	
530304070	20	3/4"	26,9		16	2,3	106	30	2,48	
530100070	25	1"	33,7		18	2,9	152	20	3,42	
530308080	10	3/8"	17		80	11	2	72	10	2,79
530102080	15	1/2"	21,2			14	2,3	93	30	2,11
530304080	20	3/4"	26,9	16		2,3	120	30	2,40	
530100080	25	1"	33,7	18		2,9	172	20	2,99	
530114080	32	1 1/4"	42,4	20		2,9	241	16	4,05	
530112080	40	1 1/2"	48,3	22		2,9	277	16	4,84	
530200080	50	2"	60,3	80	24	3,2	388	12	7,45	
530212080	65	2 1/2"	76,1		25	3,6	553	10	14,44	
530300080	80	3"	88,9		30	3,6	650	6	16,27	
530400080	100	4"	114,3		35	4,2	1028	6	28,85	





530/N

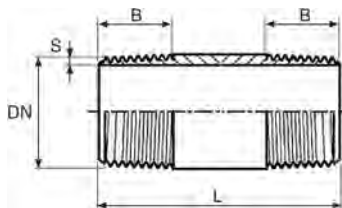
VITE DI ALLUNGAMENTO
BARILOTTO NERO

- BLACK BARREL NIPPLE
- ROHRDOPPELNIPPEL SCHWARZ
- MAMELON NOIR
- CARRETE DE PROLONGACIÓN NEGRO

TYPE: International Nr. 23
MATERIAL: P235TR1 - S235 (R.St.37.0)
NORM: UNI / DIN EN 10241 (ex DIN 2982)
THREAD: EN 10226-1 (ex ISO 7/1)

CODE	DN	DN inch	DN mm	L mm	B mm	S mm			€
530308100	10	3/8"	17	100	11	2	89	30	2,91
530102100	15	1/2"	21,2		14	2,3	116	30	2,12
530304100	20	3/4"	26,9		16	2,3	148	30	2,43
530100100	25	1"	33,7		18	2,9	213	20	3,17
530114100	32	1"1/4	42,4		20	2,9	298	16	4,54
530112100	40	1"1/2	48,3		22	2,9	342	16	5,34
530200100	50	2"	60,3		24	3,2	479	12	7,62
530212100	65	2"1/2	76,1		25	3,6	684	10	14,75
530300100	80	3"	88,9		30	3,6	803	6	16,82
530400100	100	4"	114,3		35	4,2	1271	6	30,55
530308120	10	3/8"	17	120	11	2	106	15	3,44
530102120	15	1/2"	21,2		14	2,3	138	15	2,39
530304120	20	3/4"	26,9		16	2,3	176	15	3,01
530100120	25	1"	33,7		18	2,9	254	10	3,93
530114120	32	1"1/4	42,4		20	2,9	355	8	5,41
530112120	40	1"1/2	48,3		22	2,9	408	8	6,74
530200120	50	2"	60,3		24	3,2	570	6	9,04
530212120	65	2"1/2	76,1		25	3,6	814	5	16,83
530300120	80	3"	88,9		30	3,6	918	4	21,22
530400120	100	4"	114,3		35	4,2	1513	6	37,51
530102140	15	1/2"	21,2	140	14	2,3	160	15	2,88
530304140	20	3/4"	26,9		16	2,3	204	15	3,52
530100140	25	1"	33,7		18	2,9	294	10	4,78
530308150	10	3/8"	17	150	11	2	132	15	3,78
530102150	15	1/2"	21,2		14	2,3	171	15	2,65
530304150	20	3/4"	26,9		16	2,3	219	15	3,22
530100150	25	1"	33,7		18	2,9	315	10	4,34
530114150	32	1"1/4	42,4		20	2,9	440	8	5,58
530112150	40	1"1/2	48,3		22	2,9	505	8	7,47
530200150	50	2"	60,3		24	3,2	707	6	9,76
530212150	65	2"1/2	76,1		25	3,6	1009	5	17,17
530300150	80	3"	88,9		30	3,6	1186	4	21,97
530400150	100	4"	114,3		35	4,2	1876	6	35,49
530102160	15	1/2"	21,2	160	14	2,3	182	15	3,28
530304160	20	3/4"	26,9		16	2,3	233	15	3,96
530100160	25	1"	33,7		18	2,9	335	10	5,33
530102180	15	1/2"	21,2	180	14	2,3	203	15	3,35
530304180	20	3/4"	26,9		16	2,3	261	15	4,14
530100180	25	1"	33,7		18	2,9	376	10	5,51

R 10 13



530/N

VITE DI ALLUNGAMENTO
BARILOTTO NERO

- BLACK BARREL NIPPLE
- ROHRDOPPELNIPPEL SCHWARZ
- MAMELON NOIR
- CARRETE DE PROLONGACIÓN NEGRO

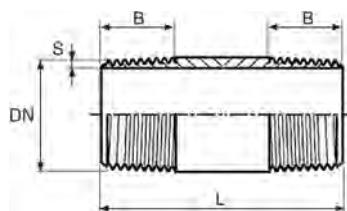
TYPE: International Nr. 23

MATERIAL: P235TR1 - S235 (R.St.37.0)

NORM: UNI / DIN EN 10241 (ex DIN 2982)

THREAD: EN 10226-1 (ex ISO 7/1)

CODE	DN	DN inch	DN mm	L mm	B mm	S mm			€
530308200	10	3/8"	17	200	11	2	174	15	4,47
530102200	15	1/2"	21,2		14	2,3	225	15	3,22
530304200	20	3/4"	26,9		16	2,3	289	15	3,83
530100200	25	1"	33,7		18	2,9	416	10	5,49
530114200	32	1 1/4"	42,4		20	2,9	582	8	7,34
530112200	40	1 1/2"	48,3		22	2,9	668	8	8,61
530200200	50	2"	60,3		24	3,2	935	6	11,27
530212200	65	2 1/2"	76,1		25	3,6	1180	5	19,79
530300200	80	3"	88,9		30	3,6	1568	4	25,18
530400200	100	4"	114,3		35	4,2	2481	6	39,58
530308250	10	3/8"	17	250	11	2	217	15	6,63
530102250	15	1/2"	21,2		14	2,3	281	15	4,89
530304250	20	3/4"	26,9		16	2,3	360	15	5,61
530100250	25	1"	33,7		18	2,9	518	10	7,45
530114250	32	1 1/4"	42,4		20	2,9	724	8	9,75
530112250	40	1 1/2"	48,3		22	2,9	831	8	11,90
530200250	50	2"	60,3		24	3,2	1163	6	15,13
530212250	65	2 1/2"	76,1		25	3,6	1660	5	24,29
530300250	80	3"	88,9		30	3,6	1951	4	28,93
530400250	100	4"	114,3		35	4,2	3086	4	46,77
530308300	10	3/8"	17	300	11	2	259	15	7,44
530102300	15	1/2"	21,2		14	2,3	336	15	5,06
530304300	20	3/4"	26,9		16	2,3	430	15	6,02
530100300	25	1"	33,7		18	2,9	619	10	8,23
530114300	32	1 1/4"	42,4		20	2,9	866	8	11,44
530112300	40	1 1/2"	48,3		22	2,9	994	8	13,59
530200300	50	2"	60,3		24	3,2	1391	6	16,93
530212300	65	2 1/2"	76,1		25	3,6	1953	5	28,56
530300300	80	3"	88,9		30	3,6	2666	4	34,16
530400300	100	4"	114,3		35	4,2	3691	4	52,24
530102400	15	1/2"	21,2	400	14	2,3	450	10	6,83
530304400	20	3/4"	26,9		16	2,3	590	10	8,08
530100400	25	1"	33,7		18	2,9	826	5	11,13
530102500	15	1/2"	21,2	500	14	2,3	555	10	8,18
530304500	20	3/4"	26,9		16	2,3	740	10	9,76
530100500	25	1"	33,7		18	2,9	1033	5	14,01





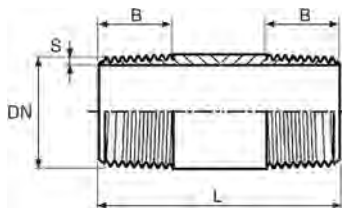
530/Z

VITE DI ALLUNGAMENTO
BARILOTTO ZINCATO

- GALVANISED BARREL NIPPLE
- ROHRDOPPELNIPPEL VERZINKT
- MAMELON GALVANISÉ
- CARRETE DE PROLONGACIÓN GALVANIZADO

TYPE: International Nr. 23
MATERIAL: P235TR1 - S235 (R.St.37.0)
NORM: UNI / DIN EN 10241 (ex DIN 2982)
THREAD: EN 10226-1 (ex ISO 7/1)
GALVANIZATION: EN 10240 A1

CODE	DN	DN inch	DN mm	L mm	B mm	S mm			€
530308043	10	3/8"	17	40	11	2	35	10	2,43
530102043	15	1/2"	21,2		14	2,3	50	10	2,35
530304043	20	3/4"	26,9		16	2,3	63	10	2,62
530100043	25	1"	33,7		18	2,9	91	20	3,05
530114043	32	1"1/4	42,4		20	2,9	128	20	4,13
530112043	40	1"1/2	48,3		22	2,9	147	20	4,95
530200043	50	2"	60,3		24	3,2	205	20	5,73
530308053	10	3/8"	17	50	11	2	47	10	4,63
530102053	15	1/2"	21,2		14	2,3	61	10	2,37
530304053	20	3/4"	26,9		16	2,3	73	10	2,62
530100053	25	1"	33,7		18	2,9	112	20	3,35
530114053	32	1"1/4	42,4		20	2,9	146	20	4,53
530112053	40	1"1/2	48,3		22	2,9	162	20	5,14
530200053	50	2"	60,3		24	3,2	251	20	5,86
530308063	10	3/8"	17	60	11	2	55	10	2,88
530102063	15	1/2"	21,2		14	2,3	72	10	2,08
530304063	20	3/4"	26,9		16	2,3	92	10	2,33
530100063	25	1"	33,7		18	2,9	132	20	3,05
530114063	32	1"1/4	42,4		20	2,9	185	20	4,02
530112063	40	1"1/2	48,3		22	2,9	212	20	4,62
530200063	50	2"	60,3		24	3,2	296	20	6,77
530308073	10	3/8"	17	70	11	2	64	10	3,15
530102073	15	1/2"	21,2		14	2,3	82	30	2,34
530304073	20	3/4"	26,9		16	2,3	106	30	2,82
530100073	25	1"	33,7		18	2,9	152	20	3,96
530114073	32	1"1/4	42,4		20	2,9	213	20	4,42
530112073	40	1"1/2	48,3		22	2,9	244	20	5,13
530200073	50	2"	60,3		24	3,2	315	20	7,41
530308083	10	3/8"	17	80	11	2	72	10	3,08
530102083	15	1/2"	21,2		14	2,3	93	30	2,03
530304083	20	3/4"	26,9		16	2,3	120	30	2,43
530100083	25	1"	33,7		18	2,9	172	20	3,44
530114083	32	1"1/4	42,4		20	2,9	241	16	4,47
530112083	40	1"1/2	48,3		22	2,9	277	16	5,09
530200083	50	2"	60,3		24	3,2	388	12	7,43
530212083	65	2"1/2	76,1	25	3,6	553	10	14,59	
530300083	80	3"	88,9	30	3,6	650	6	16,58	
530400083	100	4"	114,3	35	4,2	1028	6	29,88	





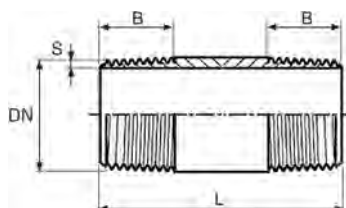
530/Z

VITE DI ALLUNGAMENTO BARILOTTO ZINCATO

- GALVANISED BARREL NIPPLE
- ROHRDOPPELNIPPEL VERZINKT
- MAMELON GALVANISÉ
- CARRETE DE PROLONGACIÓN GALVANIZADO

TYPE: International Nr. 23
MATERIAL: P235TR1 - S235 (R.St.37.0)
NORM: UNI / DIN EN 10241 (ex DIN 2982)
THREAD: EN 10226-1 (ex ISO 7/1)
GALVANIZATION: EN 10240 A1

CODE	DN	DN inch	DN mm	L mm	B mm	S mm			€	
530102093	15	1/2"	21,2	90	14	2,3	104	30	2,31	
530304093	20	3/4"	26,9		16	2,3	134	30	2,95	
530100093	25	1"	33,7		18	2,9	193	20	3,92	
530114093	32	1 1/4"	42,4		20	2,9	270	16	4,94	
530112093	40	1 1/2"	48,3		22	2,9	310	16	5,71	
530200093	50	2"	60,3		24	3,2	433	12	8,42	
530308103	10	3/8"	17		11	2	89	30	3,41	
530102103	15	1/2"	21,2	100	14	2,3	116	30	2,26	
530304103	20	3/4"	26,9		16	2,3	148	30	2,86	
530100103	25	1"	33,7		18	2,9	213	20	3,76	
530114103	32	1 1/4"	42,4		20	2,9	298	16	4,61	
530112103	40	1 1/2"	48,3		22	2,9	342	16	5,48	
530200103	50	2"	60,3		24	3,2	479	12	8,18	
530212103	65	2 1/2"	76,1		25	3,6	684	10	15,39	
530300103	80	3"	88,9	30	3,6	803	6	17,68		
530400103	100	4"	114,3	35	4,2	1271	6	31,62		
530102113	15	1/2"	21,2	110	14	2,3	127	15	2,57	
530304113	20	3/4"	26,9		16	2,3	162	15	3,20	
530100113	25	1"	33,7		18	2,9	233	10	4,38	
530308123	10	3/8"	17		11	2	106	15	4,09	
530102123	15	1/2"	21,2		14	2,3	138	15	2,78	
530304123	20	3/4"	26,9		16	2,3	176	15	3,29	
530100123	25	1"	33,7		18	2,9	254	10	4,68	
530114123	32	1 1/4"	42,4	120	20	2,9	355	8	5,83	
530112123	40	1 1/2"	48,3		22	2,9	408	8	7,18	
530200123	50	2"	60,3		24	3,2	570	6	9,45	
530212123	65	2 1/2"	76,1		25	3,6	814	5	17,12	
530300123	80	3"	88,9		30	3,6	918	4	23,30	
530400123	100	4"	114,3		35	4,2	1513	6	37,03	
530102133	15	1/2"	21,2		130	14	2,3	149	15	3,11
530304133	20	3/4"	26,9	16		2,3	190	15	3,64	
530102143	15	1/2"	21,2	14		2,3	160	15	3,28	
530304143	20	3/4"	26,9	16		2,3	204	15	3,74	
530100143	25	1"	33,7	18		2,9	294	10	5,26	
530114143	32	1 1/4"	42,4	140		20	2,9	412	8	7,15
530112143	40	1 1/2"	48,3			22	2,9	473	8	8,20
530200143	50	2"	60,3		24	3,2	661	6	10,70	



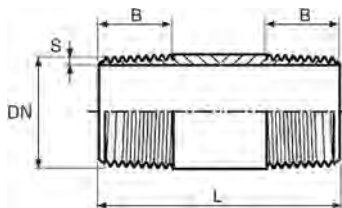
530/Z

VITE DI ALLUNGAMENTO
BARILOTTO ZINCATO

- GALVANISED BARREL NIPPLE
- ROHRDOPPELNIPPEL VERZINKT
- MAMELON GALVANISÉ
- CARRETE DE PROLONGACIÓN GALVANIZADO

TYPE: International Nr. 23
MATERIAL: P235TR1 - S235 (R.St.37.0)
NORM: UNI / DIN EN 10241 (ex DIN 2982)
THREAD: EN 10226-1 (ex ISO 7/1)
GALVANIZATION: EN 10240 A1

CODE	DN	DN inch	DN mm	L mm	B mm	S mm			€
530308153	10	3/8"	17	150	11	2	132	15	4,44
530102153	15	1/2"	21,2		14	2,3	171	15	2,88
530304153	20	3/4"	26,9		16	2,3	219	15	3,41
530100153	25	1"	33,7		18	2,9	315	10	4,92
530114153	32	1"1/4	42,4		20	2,9	440	8	6,57
530112153	40	1"1/2	48,3		22	2,9	505	8	7,51
530200153	50	2"	60,3		24	3,2	707	6	9,79
530212153	65	2"1/2	76,1		25	3,6	1009	5	17,77
530300153	80	3"	88,9		30	3,6	1186	4	22,99
530400153	100	4"	114,3		35	4,2	1876	6	39,76
530102163	15	1/2"	21,2	160	14	2,3	182	15	4,12
530304163	20	3/4"	26,9		16	2,3	233	15	4,71
530100163	25	1"	33,7		18	2,9	335	10	6,98
530114163	32	1"1/4	42,4		20	2,9	468	8	7,29
530112163	40	1"1/2	48,3		22	2,9	538	8	10,17
530200163	50	2"	60,3		24	3,2	752	6	13,15
530308183	10	3/8"	17	180	11	2	157	15	5,70
530102183	15	1/2"	21,2		14	2,3	203	15	4,12
530304183	20	3/4"	26,9		16	2,3	261	15	4,71
530100183	25	1"	33,7		18	2,9	376	10	6,98
530114183	32	1"1/4	42,4		20	2,9	525	8	8,81
530112183	40	1"1/2	48,3		22	2,9	603	8	10,17
530200183	50	2"	60,3		24	3,2	844	6	13,15
530212183	65	2"1/2	76,1		25	3,6	1204	5	20,19
530300183	80	3"	88,9		30	3,6	1415	6	25,37
530400183	100	4"	114,3		35	4,2	2239	6	42,08
530308203	10	3/8"	17	200	11	2	174	15	5,23
530102203	15	1/2"	21,2		14	2,3	225	15	3,78
530304203	20	3/4"	26,9		16	2,3	289	15	4,53
530100203	25	1"	33,7		18	2,9	416	10	6,20
530114203	32	1"1/4	42,4		20	2,9	582	8	7,99
530112203	40	1"1/2	48,3		22	2,9	668	8	9,40
530200203	50	2"	60,3		24	3,2	935	6	12,81
530212203	65	2"1/2	76,1		25	3,6	1180	5	21,32
530300203	80	3"	88,9		30	3,6	1568	4	27,13
530400203	100	4"	114,3		35	4,2	2481	6	44,51
530308253	10	3/8"	17	250	11	2	217	15	7,66
530102253	15	1/2"	21,2		14	2,3	281	15	5,14
530304253	20	3/4"	26,9		16	2,3	360	15	5,99
530100253	25	1"	33,7		18	2,9	518	10	8,67
530114253	32	1"1/4	42,4		20	2,9	724	8	11,19



530/Z

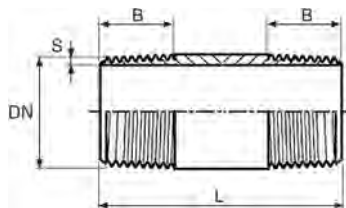
VITE DI ALLUNGAMENTO BARILOTTO ZINCATO

- GALVANISED BARREL NIPPLE
- ROHRDOPPELNIPPEL VERZINKT
- MAMELON GALVANISÉ
- CARRETE DE PROLONGACIÓN GALVANIZADO

TYPE: International Nr. 23
MATERIAL: P235TR1 - S235 (R.St.37.0)
NORM: UNI / DIN EN 10241 (ex DIN 2982)
THREAD: EN 10226-1 (ex ISO 7/1)
GALVANIZATION: EN 10240 A1

CODE	DN	DN inch	DN mm	L mm	B mm	S mm			€	
530112253	40	1 1/2	48,3	250	22	2,9	831	8	13,21	
530200253	50	2"	60,3		24	3,2	1163	6	16,62	
530212253	65	2 1/2	76,1		25	3,6	1660	5	25,81	
530300253	80	3"	88,9		30	3,6	1951	4	29,59	
530400253	100	4"	114,3		35	4,2	3086	4	47,70	
530308303	10	3/8"	17		300	11	2	259	15	9,21
530102303	15	1/2"	21,2			14	2,3	336	15	5,83
530304303	20	3/4"	26,9			16	2,3	430	15	7,37
530100303	25	1"	33,7			18	2,9	619	10	10,31
530114303	32	1 1/4	42,4			20	2,9	866	8	13,00
530112303	40	1 1/2	48,3	22		2,9	994	8	15,13	
530200303	50	2"	60,3	24		3,2	1391	6	20,52	
530212303	65	2 1/2	76,1	25		3,6	1953	5	29,54	
530300303	80	3"	88,9	30		3,6	2666	4	35,90	
530400303	100	4"	114,3	35		4,2	3691	4	59,36	
530308403	10	3/8"	17	400	11	2	330	15	9,72	
530102403	15	1/2"	21,2		14	2,3	450	10	7,85	
530304403	20	3/4"	26,9		16	2,3	590	10	9,64	
530100403	25	1"	33,7		18	2,9	826	5	13,66	
530114403	32	1 1/4	42,4		20	2,9	1270	5	17,17	
530112403	40	1 1/2	48,3		22	2,9	1330	5	19,99	
530200403	50	2"	60,3		24	3,2	1910	3	27,86	
530212403	65	2 1/2	76,1		25	3,6	2400	4	35,32	
530300403	80	3"	88,9		30	3,6	2808	4	46,56	
530400403	100	4"	114,3		35	4,2	4550	3	79,17	
530308503	10	3/8"	17	500	11	2	420	15	10,44	
530102503	15	1/2"	21,2		14	2,3	555	10	9,28	
530304503	20	3/4"	26,9		16	2,3	740	10	11,62	
530100503	25	1"	33,7		18	2,9	1033	5	16,48	
530114503	32	1 1/4	42,4		20	2,9	1585	5	20,66	
530112503	40	1 1/2	48,3		22	2,9	1660	5	24,01	
530200503	50	2"	60,3		24	3,2	2384	3	32,63	
530212503	65	2 1/2	76,1		25	3,6	3320	4	42,34	
530300503	80	3"	88,9		30	3,6	3902	4	57,01	
530400503	100	4"	114,3		35	4,2	6172	3	96,71	
530102603	15	1/2"	21,2	600	14	2,3	680	10	14,29	
530304603	20	3/4"	26,9		16	2,3	860	10	16,54	
530100603	25	1"	33,7		18	2,9	1240	5	24,96	

R 10 13





530/Z

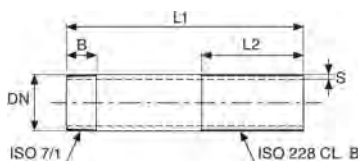
VITE DI ALLUNGAMENTO
BARILOTTO ZINCATO

- GALVANISED BARREL NIPPLE
- ROHRDOPPELNIPPEL VERZINKT
- MAMELON GALVANISÉ
- CARRETE DE PROLONGACIÓN GALVANIZADO

TYPE: International Nr. 23
MATERIAL: P235TR1 - S235 (R.St.37.0)
NORM: UNI / DIN EN 10241 (ex DIN 2982)
THREAD: EN 10226-1 (ex ISO 7/1)
GALVANIZATION: EN 10240 A1

CODE	DN	DN inch	DN mm	L mm	B mm	S mm			€
530102703	15	1/2"	21,2		14	2,3	790	10	16,44
530304703	20	3/4"	26,9	700	16	2,3	1020	10	18,98
530100703	25	1"	33,7		18	2,9	1550	5	32,23
530102803	15	1/2"	21,2		14	2,3	900	10	18,46
530304803	20	3/4"	26,9	800	16	2,3	1180	10	21,61
530100803	25	1"	33,7		16	2,9	1865	5	36,18
5301021003	15	1/2"	21,2		14	2,3	1110	10	22,78
5303041003	20	3/4"	26,9	1000	16	2,3	1480	10	28,39
5301001003	25	1"	33,7		18	2,9	2325	5	40,71
5301021503	15	1/2"	21,2		14	2,3	1646	10	37,30
5303041503	20	3/4"	26,9	1500	16	2,3	2200	10	42,57
5301001503	25	1"	33,7		18	2,9	3200	5	62,15
5301022003	15	1/2"	21,2		14	2,3	2257	10	49,56
5303042003	20	3/4"	26,9	2000	16	2,3	2800	10	57,16
5301002003	25	1"	33,7		18	2,9	4528	5	83,25

R 10 13





532

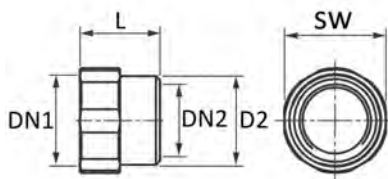
VITE DI ALLUNGAMENTO
CONICA-CILINDRICA, ZINCATO, SCORREVOLE

- SLIDING BARREL NIPPLE
- LANGE GEWINDE VERZINKT
- MAMELON GALVANISÉ AVEC FILETAGE CONIQUE ET CYLINDRIQUE
- CARRETE DE PROLONGACIÓN CONICO CILINDRICO GALVANIZADO

TYPE: International Nr. 4/b
MATERIAL: P235TR1 - S235 (R.St.37.0)
NORM: DIN 2981
THREAD: vedi disegno/see drawing
GALVANIZATION: EN 10240 A1

CODE	DN	DN inch	DN mm	S mm	L1 mm	L2 min mm	B mm			€
532308100	10	3/8"	17,2	2	100	40	11	61	30	5,43
532102100	15	1/2"	21,2	2,3	100	50	14	85	30	5,72
532304120	20	3/4"	26,9	2,3	120	55	16	136	15	7,56
532100140	25	1"	33,7	2,9	140	60	18	230	10	7,94
532114150	32	1 1/4"	42,4	2,9	150	70	20	320	8	14,96
532112150	40	1 1/2"	48,3	2,9	150	70	22	407	8	18,15
532200170	50	2"	60,3	3,2	170	81	24	680	6	23,45

R1014



240

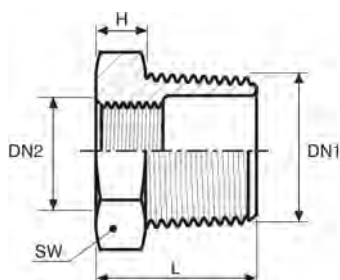
MANICOTTO RIDOTTO FF ZINCATO

- GALVANIZED REDUCTION SOCKET
- REDUZIERMUFFE VERZINKT
- MANCHON REDUIT GALVANISÉ
- MANGUITO REDUCCIÓN GALVANIZADO

TYPE: International Nr. 17
NORM: UNI / DIN EN 10241 (ex DIN 2982)
THREAD: EN 10226-1 (ex ISO 7/1)

CODE	DN1	DN2	DN1 inch	DN2 inch	D2 mm	L mm	SW mm				€
240104108	8	6	1/4"	1/8"	12,5	22	20	27	10*	200	2,66
240308104	10	8	3/8"	1/4"	17	22	20	22	10	200*	1,75
240102104	15	8	1/2"	1/4"	17	27	24	31	10*	200	2,37
240308102	15	10	1/2"	3/8"	21	25,5	24	31	10	200*	2,27
240304308	20	10	3/4"	3/8"	22	24	30	40	10*	100	3,27
240102304	20	15	3/4"	1/2"	25	27	30	41	10	100*	2,91
240100102	25	15	1"	1/2"	26,5	30	38	81	10*	100	5,33
240304100	25	20	1"	3/4"	33	30	38	90	10*	100	4,93
240114100	32	25	1 1/4"	1"	46	33,5	50	227	10*	50	22,18

(*) unità minima di vendita / minimum selling quantity



241

RIDUZIONE MF ZINCATO

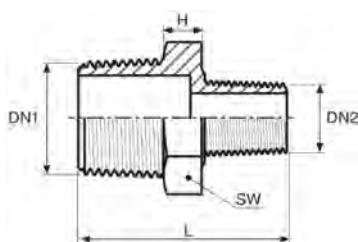
- GALVANIZED REDUCING BUSH M/F
- 6-KANT REDUZIERSTÜCK VERZINKT
- REDUCTION MF GALVANISÉ
- TUERCA REDUCCIÓN GALVANIZADO

TYPE: International Nr. 33
NORM: UNI / DIN EN 10241 (ex DIN 2982)
THREAD: EN 10226-1 (ex ISO 7/1)

R1014

CODE	DN1	DN2	DN1 x DN2 inch	L min mm	H mm	SW mm				€
241104184	8	6	1/4" x 1/8"	15	5,5	14	12	10	100*	1,40
241308184	10	6	3/8" x 1/8"	17	5	19	20	10*	100	1,46
241308144	10	8	3/8" x 1/4"	17	5	19	16	10	200*	1,00
241102184	15	6	1/2" x 1/8"	21	7	22	43	10*	100	1,83
241102144	15	8	1/2" x 1/4"	22,5	6	22	28	10	200*	1,18
241102384	15	10	1/2" x 3/8"	21	6	22	21	10	200*	1,09
241304184	20	6	3/4" x 1/8"	21	7	27	58	10*	100	2,49
241304144	20	8	3/4" x 1/4"	24,5	6	30	55	10*	100	1,91
241304384	20	10	3/4" x 3/8"	24,5	6	30	44	10	100*	1,61
241304124	20	15	3/4" x 1/2"	24	6	30	46	10	100*	1,55
241100384	25	10	1" x 3/8"	21	7	34	84	10*	100	4,05
241100124	25	15	1" x 1/2"	21	7	34	76	10	100*	3,44
241100344	25	20	1" x 3/4"	21	7	34	56	10	100*	3,22
241114104	32	25	1 1/4" x 1"	23	7	41	72	5	25*	9,51
241112144	40	32	1 1/2" x 1 1/4"	23,5	7	50	128	5	25*	32,48
241200104	50	25	2" x 1"	27	7	60	397	5*	25	39,04
241200144	50	32	2" x 1 1/4"	27	7	60	260	5*	25	43,21
241200124	50	40	2" x 1 1/2"	27	7	60	198	5*	25	43,06

(*) unità minima di vendita / minimum selling quantity



245

R1014

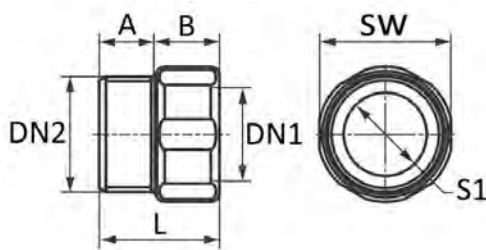
VITE DOPPIA RIDOTTA ZINCATA

- GALVANIZED HEXAGON NIPPLE REDUCED
- 6-KANT DOPPELNIPPEL REDUZIERT VERZINKT
- MAMELON REDUIT GALVANISÉ
- MACHÓN REDUCIDO GALVANIZADO

TYPE: International Nr. 34
NORM: UNI / DIN EN 10241 (ex DIN 2982)
THREAD: EN 10226-1 (ex ISO 7/1)

CODE	DN1	DN2	DN1 x DN2 inch	L min mm	Tol L mm	H mm	SW mm				€
245104184	8	6	1/4" x 1/8"	25	± 0,5	5	15	15	10*	100	1,81
245308184	10	6	3/8" x 1/8"	24,5	± 0,5	4,5	17	17	10*	100	2,14
245308144	10	8	3/8" x 1/4"	28	± 0,5	6	19	18	10	200*	1,25
245102184	15	6	1/2" x 1/8"	27	± 0,5	5	22	32	10*	100	2,64
245102144	15	8	1/2" x 1/4"	34	± 0,5	6,5	22	35	10	200*	1,85
245102384	15	10	1/2" x 3/8"	34	± 0,5	6,5	22	35	10	100*	1,41
245304144	20	8	3/4" x 1/4"	31	± 1	7,5	27	52	10*	100	3,26
245304384	20	10	3/4" x 3/8"	34	± 1	7	27	57	10*	100	2,80
245304124	20	15	3/4" x 1/2"	34	± 1	7	27	58	10	100*	2,55
245100124	25	15	1" x 1/2"	34,5	± 1	6,5	34	92	10*	100	4,85
245100344	25	20	1" x 3/4"	34,5	± 1	6,5	34	91	10	50*	4,69
245114104	32	25	1 1/4" x 1"	38	± 1	7	42	133	5	25*	19,25
245112144	40	32	1 1/2" x 1 1/4"	41	± 1	7	50	175	5*	25	33,22
245200104	50	25	2" x 1"	41	± 1	8	60	335	5*	25	50,25
245200144	50	32	2" x 1 1/4"	41	± 1	5	60	220	5*	25	49,16
245200124	50	40	2" x 1 1/2"	43	± 1	7	60	250	5*	25	49,16

[*] unità minima di vendita / minimum selling quantity



246/A

R1014

MANICOTTO RIDOTTO FM (PROLUNGA RIDOTTA) MM 15 ZINCATA

- GALVANIZED F/M REDUCING SOCKET
- REDUZIERMUFFE I/A VERZINKT
- MANCHON REDUIT FM DE PROLONGEMENT GALVANISÉ
- MANGUITO UNION REDUCIDO HM GALVANIZADO

THREAD: ISO 228/1 (ex DIN 259)

CODE	DN1	DN2	DN1 inch	DN2 inch	L mm	A mm	B mm	S1 mm	SW mm				€
246381201	10	15	3/8"	1/2"	26,5	11,5	15	15	24	41	10*	100	2,15
246123401	15	20	1/2"	3/4"	27,5	12,5	15	19	30	68	10*	100	3,04
246341100	20	10	3/4"	1"	29	14	15	24,5	38	108	10*	100	4,93

[*] unità minima di vendita / minimum selling quantity

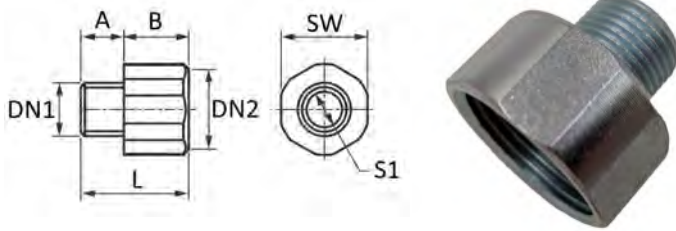
R1014

246

**MANICOTTO RIDOTTO MF
(PROLUNGA RIDOTTA) ZINCATA**

- GALVANIZED M/F REDUCING SOCKET
- REDUZIERMUFFE A/I VERZINKT
- MANCHON REDUIT MF DE PROLONGEMENT GALVANISÉ
- MANGUITO UNION REDUCIDO MH GALVANIZADO

THREAD: ISO 228/1 (ex DIN 259)



CODE	DN1	DN2	DN1 inch	DN2 inch	L mm	A mm	B mm	S1 mm	SW mm				€
246104108	6	8	1/8"	1/4"	24	10	14	5	17	17	10*	100	1,99
246104308	8	10	1/4"	3/8"	22	10	12	8	20	22	10	100*	1,57
246308102	10	15	3/8"	1/2"	25	10	15	9**	25	30	10	200*	1,34
246308304	10	20	3/8"	3/4"	28	13	15	9	30	45	10*	200	2,99
246102304	15	20	1/2"	3/4"	26	11	15	12**	30	39	10	100*	2,24
246102100	15	25	1/2"	1"	25	10	15	12	38	71	10*	100	5,67
246304100	20	25	3/4"	1"	29,5	14,5	15	17	38	78	10	100*	3,88
246100114	25	32	1"	1 1/4"	34	15	19	24	46	165	10*	50	12,17

[*] unità minima di vendita / minimum selling quantity

[**] foro esagonale / hexagonal hole

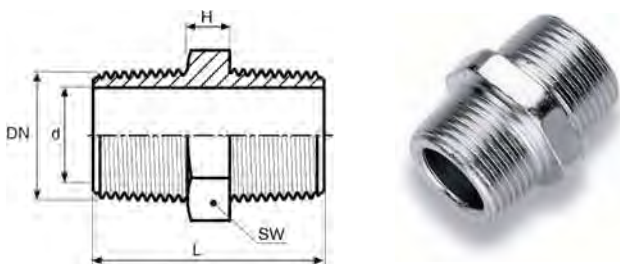
R1014

280

VITE DOPPIA ZINCATA

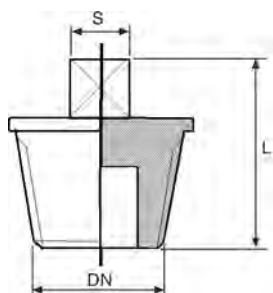
- GALVANIZED HEXAGON NIPPLE
- 6-KANT DOPPELNIPPEL VERZINKT
- MAMELON DOUBLE GALVANISÉ
- MACHÓN DOBLE GALVANIZADO

TYPE: International Nr. 34
 NORM: UNI / DIN EN 10241 (ex DIN 2982)
 THREAD: EN 10226-1 (ex ISO 7/1)



CODE	DN	DN inch	L mm	SW mm	H mm	d mm				€
280108004	6	1/8"	25	15	5	6	11	10*	100	1,86
280104004	8	1/4"	24	14	4,5	7	17	10	200*	1,11
280308004	10	3/8"	28	20	5	10	25	10	200*	1,18
280102004	15	1/2"	33,5	22	5,5	12	41	10	100*	1,39
280304004	20	3/4"	40	32	6	19	70	10	50*	1,81
280100004	25	1"	34,5	34	6,5	24	94	10	50*	3,90
280114004	32	1 1/4"	39	42	7	32	109	10*	50	9,59
280112004	40	1 1/2"	43	50	7	39	205	5*	25	30,98
280200004	50	2"	42,5	60	8,5	48,5	327	5*	25	47,87

[*] unità minima di vendita / minimum selling quantity



290

R1014

TAPPO MASCHIO CON BORDO, TESTA QUADRA ZINCATO

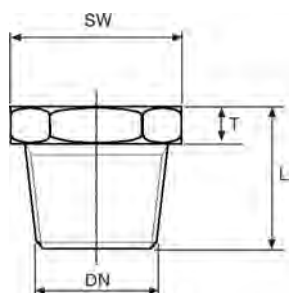
- GALVANIZED BEADED PLUG
- 4-KANT STOPFEN MIT RAND VERZINKT
- BOUCHON MALE AVEC BOURRELET À TÊTE CARRÉ GALVANISÉ
- TAPÓN MACHO CON REBORDE GALVANIZADO

NORM: UNI / DIN EN 10241 (ex DIN 2982)

THREAD: EN 10226-1 (ex ISO 7/1)

CODE	DN	DN inch	S mm	L mm				€
290108001	6	1/8"	7	14	7	10	100*	0,95
290104001	8	1/4"	9	18	14	10	100*	0,95
290308001	10	3/8"	10	20	23	10	200*	1,01
290102001	15	1/2"	12	24	40	10	200*	1,05
290304001	20	3/4"	17	27	74	10	100*	1,59
290100001	25	1"	19	33	145	10	100*	2,55

[*] unità minima di vendita / minimum selling quantity



292

R1014

TAPPO MASCHIO TESTA ESAGONALE ZINCATO

- GALVANIZED HEXAGONAL PLUG
- 6-KANT STOPFEN VERZINKT
- BOUCHON MALE HEXAGONAL GALVANISÉ
- TAPÓN MACHO HEXAGONAL GALVANIZADO

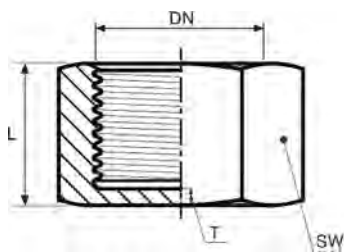
NORM: UNI / DIN EN 10241 (ex DIN 2982)

THREAD: EN 10226-1 (ex ISO 7/1)

CODE	DN	DN inch	T mm	SW mm	L mm				€
292104001	8	1/4"	4,5	14	15	10	10	200*	0,82
292308001	10	3/8"	5	19	17	23	10	200*	0,82
292102001	15	1/2"	6	22	20	30	10	200*	0,89
292304001	20	3/4"	6	30	24	74	10	100*	1,43
292100001	25	1"	8	36	26	146	10	100*	3,36
292114001	32	1"1/4"	7	41	23	127	5*	50	7,90
292112001	40	1"1/2"	7,5	50	25	207	5*	50	22,79
292200001	50	2"	7,5	60	25	312	5*	25	35,67

[*] unità minima di vendita / minimum selling quantity

R1014






300

CALOTTA ESAGONALE ZINCATA

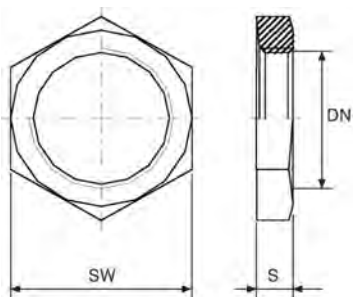
- GALVANIZED HEXAGONAL CAP
- 6-KANT KAPPE VERZINKT
- BOUCHON FEMELLE HEXAGONAL GALVANISÉ
- TAPÓN HEMBRA HEXAGONAL GALVANIZADO

TYPE: International Nr. 19
NORM: UNI / DIN EN 10241 (ex DIN 2982)
THREAD: EN 10226-1 (ex ISO 7/1)

CODE	DN	DN inch	T mm	SW mm	L mm				€
300104004	8	1/4"	3,5	17	15	20	10	200*	1,46
300308004	10	3/8"	3,5	21	17	30	10	200*	1,04
300102004	15	1/2"	4	25	19	45	10	200*	1,09
300304004	20	3/4"	4	32	22	80	10	100*	1,52
300100004	25	1"	6	41	22	120	10*	100	5,60
300114004	32	1 1/4"	7,5	50	22,5	217	5*	50	22,88
300112004	40	1 1/2"	8,5	60	24,5	353	5*	50	44,65

(*) unità minima di vendita / minimum selling quantity

R1014






310

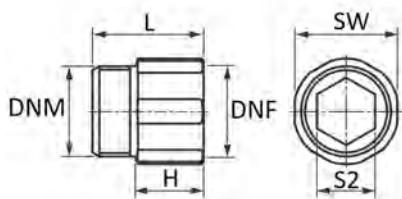
GHIERA ESAGONALE ZINCATA

- GALVANIZED BACKNUT
- 6-KANT GEGENMUTTER VERZINKT
- CONTRE ECROU GALVANISÉ
- TUERCA HEXAGONAL GALVANIZADO

TYPE: International Nr. 21
NORM: UNI / DIN EN 10241 (ex DIN 2982)
THREAD: ISO 228/1 (ex DIN 259)

CODE	DN	DN inch	S mm	SW mm				€
310108001	6	1/8"	5	17	6	10*	100	1,67
310104001	8	1/4"	5	19	7	10*	200	1,22
310308001	10	3/8"	7,5	22	11	10	200*	1,64
310102001	15	1/2"	8	27	17	10	200*	2,59
310304001	20	3/4"	9	34	33	10	150*	3,55
310100001	25	1"	10	41	49	10*	150	5,68

(*) unità minima di vendita / minimum selling quantity






529

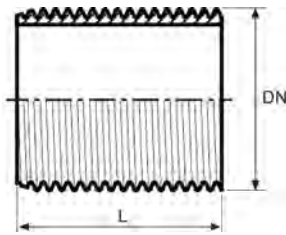
MANICOTTO MF (PROLUNGA) ZINCATO

- GALVANIZED HEXAGONAL NEGATIVE BUSHUNG MF
- MUFFENNIPPEL VERZINKT
- MANCHON DE PROLONGEMENT GALVANISÉ
- MANGUITO MH GALVANIZADO

THREAD: ISO 228/1 (ex DIN 259)




CODE	DN	DN inch	H mm	L mm	SW mm	S2 mm				€
529308100	10	3/8"	10	18	20	9	19	10	200*	0,86
529308150			15	23	20	9	21	10	200*	0,93
529308200			20	28	20	9	28	10	200*	1,08
529308250			25	33	20	9	33	10*	200	1,49
529308300			30	40	20	9	35	10*	200	1,61
529308350			35	45	20	9	42	10*	100	3,80
529308400			40	50	20	9	47	10*	100	3,15
529308500			50	60	20	9	57	10*	50	3,59
529102100	15	1/2"	10	22,5	24	10	28	10	200*	0,76
529102150			15	25,5	24	10	30	10	200*	0,81
529102200			20	30,5	24	10	38	10	150*	0,97
529102250			25	35,5	24	12	45	10	100*	1,35
529102300			30	40,5	24	12	53	10	100*	1,54
529102350			35	46,5	24	12	53	10*	100	3,05
529102400			40	51,5	24	12	61	10	100*	3,08
529102500			50	61,5	24	12	72	10	100*	3,50
529304100	20	3/4"	10	22,5	30	17	38	10	100*	1,69
529304150			15	25,5	30	17	44	10	100*	1,87
529304200			20	30,5	30	17	56	10	100*	2,07
529304250			25	37,5	30	17	60	10*	100	2,91
529304300			30	42,5	30	17	69	10	100*	3,16
529304350			35	47,5	30	17	75	10*	50	6,47
529304400			40	52,5	30	17	84	10*	50	5,29
529304500			50	62,5	30	17	99	10*	50	5,96
529100150	25	1"	15	30	38	19	93	10*	50	4,45
529100200			20	35	38	19	107	5*	50	5,29
529100250			25	40	38	19	125	5*	50	6,27
529100300			30	45	38	19	138	5*	50	6,89
529100400			40	55	38	19	173	5*	25	8,64
529100500			50	65	38	19	198	5*	25	9,42

(*) unità minima di vendita / minimum selling quantity

**531****R 10 14****NIPPLO SEMPLICE ZINCATO**

- GALVANIZED PARALLEL NIPPLE
- GEWINDENIPPEL VERZINKT
- MAMELON SIMPLE GALVANISÉ
- MANGUITO INTERIOR GALVANIZADO

TYPE: International Nr. 22
THREAD: ISO 228/1 (ex DIN 259)

CODE	DN	DN inch	L mm				€
531104004	8	1/4"	19,5	10	10*	100	1,82
531308004	10	3/8"	22	20	10*	200	1,10
531102004	15	1/2"	25	30	10	200*	1,14
531304004	20	3/4"	30	60	10	100*	1,87
531100004	25	1"	35	105	10	100*	2,93
531114004	32	1"1/4	38	95	5*	50	6,07
531112004	40	1"1/2	38	145	5*	50	7,32
531200004	50	2"	45	200	5*	20	10,72

[*] unità minima di vendita / minimum selling quantity

ACCOPPIAMENTO A TENUTA SUL FILETTO

Norma EN 10226-1 (ex ISO 7/1)

Filettatura gas:

maschio conico [designazione R]

femmina cilindrica [designazione Rp]

COUPLING WITH SEAL ON THE THREAD

EN 10226-1 (ex ISO 7/1) standard

Gas thread:

conical male [designation R]

cylindrical female [designation Rp]

**ACCOPPIAMENTO CON GUARNIZIONE PIATTA
(NON A TENUTA SUL FILETTO)**

Norma ISO 228

Filettatura gas:

maschio cilindrico [designazione G (A o B)

A o B = classi di tolleranza]

femmina cilindrica [designazione G]

**COUPLING WITH FLAT GASKET
(NOT HOLDING THE THREAD)**

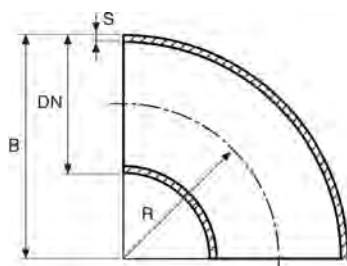
ISO 228 standard

Gas thread:

cylindrical male [designation G (A or B)

A or B = tolerance classes]

cylindrical female [designation G]



700

CURVA DIMA 3D 90° DA TUBO SALDATO

- WELDED ELBOW 3D 90°
- ROHRBOGEN GESCHWEISST BA3 90°
- COURBE 3D 90° SOUDÉ
- CODO 3D 90°

MATERIAL: P235TR2 - S235 (R.St.37.0)
NORM: EN 10253-1 (DIN 2605)

CODE	DN	DN inch	DN mm	S mm	R mm	B mm	kg			€
700269000	20	3/4"	26,9	2,3	29	43	0,08	100	9600	4,18
700300000*	-	-	30	2,6	33,5	48	0,08	100	5600	5,08
700337000	25	1"	33,7	2,6	38	56	0,11	80	4480	3,31
700380000	-	-	38	2,6	45	64	0,13	100	3600	6,17
700424000	32	1"1/4	42,4	2,6	48	70	0,18	100	3600	4,20
700445000	-	-	44,5	2,6	51	73	0,22	50	1800	7,06
700483000	40	1"1/2	48,3	2,6	57	83	0,26	50	1800	5,07
700510000*	-	-	51	2,6	63,5	88	0,36	40	1440	11,06
700540000	-	-	54	2,6	68,5	95	0,41	40	1440	11,28
700570000	-	-	57	2,9	72	100	0,43	25	900	11,45
700603000	50	2"	60,3	2,9	76	106	0,48	25	900	8,23
700700000	-	-	70	2,9	92	127	0,69	10	720	14,15
700761000	65	2"1/2	76,1	2,9	95	132	0,73	5	660	13,18
700889000	80	3"	88,9	3,2	114	159	1,16	5	350	18,72
700101000	-	3"1/2	101,6	3,6	133	184	1,68	4	192	26,26
700108000	-	-	108	3,6	142,5	196	1,83	4	192	33,44
700114000	100	4"	114,3	3,6	152	210	2,37	4	192	36,64
700133000	-	-	133	4	181	247	3,59	1	90	60,42
700139000	125	5"	139,7	4	190	262	3,87	1	84	61,44
700159000	-	-	159	4,5	216	295	5,92	1	60	94,31
700168000	150	6"	168,3	4,5	229	313	6,32	1	60	99,41
700193000	175	-	193,7	5,6	270	367	11	1	24	189,44
700219000	200	8"	219,1	6,3	305	414	14	1	24	224,48
700244000	-	-	244,5	6,3	340	462	19	1	12	449,88
700273000	250	10"	273	6,3	381	518	23	1	9	480,49
700323000	300	12"	323,9	7,1	457	619	37,5	1	9	720,36

Tolleranze dimensionali / Dimensional tolerances

D = ± 1% D MIN ± 0,5 mm

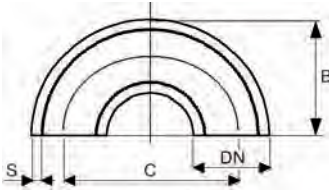
S = S ≤ 4 mm [-12,5% x S / +20% x S] S > 4 mm [-12,5% x S / +15% x S]

R = ± 2 mm ≤ DN 200 ± 3 mm DN 250 - 300

B = ± 7 mm

[*] Dimensioni non previste nella norma EN 10253-1 - Sizes not provided in EN 10253-1

R 20 21

**770****CURVA DIMA 3D 180° DA TUBO SALDATO**

- WELDED ELBOW 3D 180°
- ROHRBOGEN GESCHWEISST BA3 180°
- COURBE 3D 180° SOUDÉ
- CODO 3D 180°

MATERIAL: P235TR2 - S235 (R.St.37.0)
NORM: EN 10253-1 (DIN 2605)

CODE	DN	DN inch	DN mm	S mm	B mm	C mm	kg	Box	€
774213000	15	1/2"	21,3	2	38	56	0,08	50	10,60
770269000	20	3/4"	26,9	2,3	43	57	0,14	40	11,26
770337000	25	1"	33,7	2,6	56	76	0,24	40	10,58
770424000	32	1 1/4"	42,4	2,6	70	95	0,35	20	12,60
770483000	40	1 1/2"	48,3	2,6	83	114	0,51	25	16,53
770510000*	-	-	51	2,6	88	127	0,71	5	28,43
770540000	-	-	54	2,6	95	137	0,82	5	28,45
770570000	-	-	57	2,9	100	144	0,87	5	28,19
770603000	50	2"	60,3	2,9	106	152	0,97	5	26,60
770700000	-	-	70	2,9	127	184	1,39	4	41,17
770761000	65	2 1/2"	76,1	2,9	132	191	1,58	4	42,29
770889000	80	3"	88,9	3,2	159	229	2,33	3	63,74
770101000	-	3 1/2"	101,6	3,6	184	267	3,74	3	86,93
770108000	-	-	108	3,6	196	285	3,85	3	109,66
770114000	100	4"	114,3	3,6	210	305	4,46	3	122,95

Tolleranze dimensionali / Dimensional tolerances

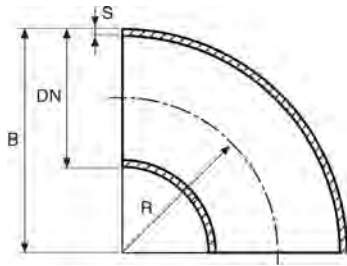
D = ± 1% D MIN ± 0,5 mm

S = S ≤ 4 mm [-12,5% x S / +20% x S]

B = ± 7 mm

C = ± 7 mm

(*) Dimensione non prevista nella norma EN 10253-1 - Size not provided in EN 10253-1



704

CURVA DIMA 3D 90° DA TUBO SENZA SALDATURA

- SEAMLESS ELBOW 3D 90°
- NAHTLOSE ROHRBÜGEN BA3 90°
- COURBE 3D 90° DE TUBE SANS SOUDURE
- CODO PARA SOLDAR 3D 90° (DE TUBO SIN SALDATURA)

MATERIAL: P235TR2 - S235 (R.St.37.0)

NORM: EN 10253-1 (DIN 2605)

CODE	DN	DN inch	DN mm	S mm	R mm	B mm				€
704172000*	10	3/8"	17,2	2	19	28	0,04	100	-	9,66
704213000	15	1/2"	21,3	2	29	38	0,04	100	9600	4,89
704269000	20	3/4"	26,9	2,3	29	43	0,06	100	9600	4,89
704337000	25	1"	33,7	2,6	38	56	0,11	80	4480	3,88
704424000	32	1 1/4"	42,4	2,6	48	70	0,19	100	3600	4,92
704483000	40	1 1/2"	48,3	2,6	57	83	0,26	50	1800	5,96
704570000	-	-	57	2,9	72	100	0,44	25	900	13,42
704603000	50	2"	60,3	2,9	76	106	0,49	25	900	9,65
704700000	-	-	70	2,9	92	127	0,7	10	720	16,56
704761000	65	2 1/2"	76,1	2,9	95	132	0,78	5	660	15,46
704889000	80	3"	88,9	3,2	114	159	1,22	5	350	22,60
704101000	-	3 1/2"	101,6	3,6	133	184	1,82	4	192	31,72
704108000	-	-	108	3,6	142,5	196	2,07	4	192	39,19
704114000	100	4"	114,3	3,6	152	210	2,35	4	192	42,95
704133000	-	-	133	4	181	247	3,62	1	90	70,81
704139000	125	5"	139,7	4	190	262	4	1	84	72,00
704159000	-	-	159	4,5	216	295	5,82	1	60	110,53
704168000	150	6"	168,3	4,5	229	313	6,52	1	60	116,50
704193000	175	-	193,7	5,6	270	367	11,02	1	24	222,00
704219000	200	8"	219,1	6,3	305	414	15,96	1	24	297,37
704244000	-	-	244,5	6,3	340	462	19,77	1	12	596,00
704273000	250	10"	273	6,3	381	518	24,8	1	9	636,54
704323000	300	12"	323,9	7,1	457	619	39,82	1	9	954,31
704355000	350	14"	355,6	8	533	711	57,47	1	-	on demand
704406000	400	16"	406	8,8	610	813	82,6	1	-	on demand
704508000*	500	20"	508	11	762	1016	161	1	-	on demand
704609000*	600	24"	609	12,5	914	1219	271,38	1	-	on demand

Tolleranze dimensionali / Dimensional tolerances

D = ± 1% D MIN ± 0,5 mm

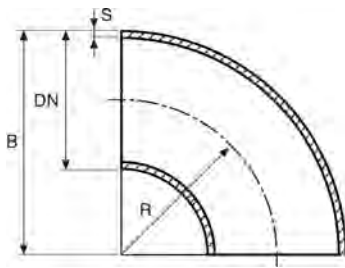
S = S ≤ 4 mm [-12,5% x S / +20% x S] S > 4 mm [-12,5% x S / +15% x S]

R = ± 2 mm ≤ DN 200 ± 3 mm > DN 200 ≤ DN 400 ± 14,5 mm DN 500 - 600

B = ± 7 mm ≤ DN 400 ± 6 mm DN 500 - 600

(*) Dimensioni non previste nella norma EN 10253-1 - Sizes not provided in EN 10253-1

R 20 25



740

CURVA DIMA 5D 90° DA TUBO SENZA SALDATURA

- SEAMLESS ELBOW 5D 90°
- NAHTLOSE ROHRBÖGEN BA5 90°
- COURBE 5D 90° DE TUBE SANS SOUDURE
- CODO PARA SOLDAR 5D 90° (DE TUBO SIN SOLDATURA)

MATERIAL: P235TR2 - S235 (R.St.37.0)

NORM: EN 10253-1 (DIN 2605)

CODE	DN	DN inch	DN mm	S mm	R mm	B mm	kg	Box	€
740213000	15	1/2"	21,3	2	42,5	53	0,08	50	8,64
740269000	20	3/4"	26,9	2,3	57,5	71	0,13	40	8,64
740337000	25	1"	33,7	2,6	72,5	89	0,2	30	9,47
740424000	32	1 1/4"	42,4	2,6	92,5	114	0,37	20	10,65
740483000	40	1 1/2"	48,3	2,6	107,5	132	0,5	25	13,21
740603000	50	2"	60,3	2,9	135	165	0,89	15	19,53
740761000	65	2 1/2"	76,1	2,9	175	213	1,44	5	27,35
740889000	80	3"	88,9	3,2	205	250	2,22	5	39,88
740101000	-	3 1/2"	101,6	3,6	235	286	3,21	3	104,24
740108000	-	-	108	3,6	253	307	3,68	3	104,02
740114000	100	4"	114,3	3,6	270	327	4,17	1	77,57
740133000	-	-	133	4	311,5	378	6,23	1	289,19
740139000	125	5"	139,7	4	330	400	6,94	1	305,25
740159000	-	-	159	4,5	375	454	10,1	1	392,47
740168000	150	6"	168,3	4,5	390	474	11,14	1	394,37
740219000	200	8"	219,1	6,3	510	620	26,75	1	970,81
740273000	250	10"	273	6,3	650	787	42,8	1	1952,83
740323000	300	12"	323,9	7,1	775	937	70	1	3123,96

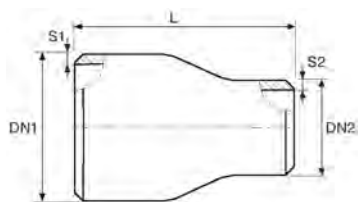
Tolleranze dimensionali / Dimensional tolerances

D = ± 1% D MIN ± 0,5 mm

S = S ≤ 4 mm [-12,5% x S / +20% x S] S > 4 mm [-12,5% x S / +15% x S]

R = ± 2 mm ≤ DN 200 ± 3 mm DN 250 - 300

B = ± 7 mm



276

RIDUZIONE CONCENTRICA DA TUBO
SENZA SALDATURA

- SEAMLESS CONCENTRIC REDUCTION
- NAHTLOSE REDUZIERSTÜCK KONZENTRISCH
- RÉDUCTION CONCENTRIQUE SANS SOUDURE
- REDUCCIÓN CONCÉNTRICA SIN SOLDATURA

MATERIAL: P235GH (R.St.35.8/1)

NORM: EN 10253-2 (DIN 2616 serie 3)

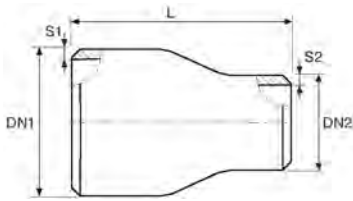
CODE	DN1	DN2	DN1 mm	DN2 mm	S1 mm	S2 mm	L mm	kg	Box	€
276337269	25	20	33,7	26,9	2,6	2,3	50	0,10	20	8,00
276424269	32	20	42,4	26,9	2,6	2,3	50	0,14	20	8,68
276424337	32	25	42,4	33,7	2,6	2,6	50	0,13	20	7,91
276483269	40	20	48,3	26,9	2,6	2,3	64	0,20	20	11,69
276483337	40	25	48,3	33,7	2,6	2,6	64	0,17	20	9,58
276483424	40	32	48,3	42,4	2,6	2,6	64	0,17	20	8,21
276603337	50	25	60,3	33,7	2,9	2,6	76	0,30	20	12,11
276603424	50	32	60,3	42,4	2,9	2,6	76	0,29	20	10,50
276603483	50	40	60,3	48,3	2,9	2,6	76	0,30	20	9,19
276700424	-	32	70	42,4	2,9	2,6	90	0,36	10	17,31
276700483	-	40	70	48,3	2,9	2,6	90	0,35	10	15,03
276700603	-	50	70	60,3	2,9	2,9	90	0,41	10	13,19
276761424	65	32	76,1	42,4	2,9	2,6	90	0,43	10	14,25
276761483	65	40	76,1	48,3	2,9	2,6	90	0,44	10	12,57
276761603	65	50	76,1	60,3	2,9	2,9	90	0,48	10	11,48
276889424	80	32	88,9	42,4	3,2	2,6	90	0,51	6	29,76
276889483	80	40	88,9	48,3	3,2	2,6	90	0,56	6	20,98
276889603	80	50	88,9	60,3	3,2	2,9	90	0,58	6	16,50
276889700	80	-	88,9	70	3,2	2,9	90	0,57	6	16,01
276889761	80	65	88,9	76,1	3,2	2,9	90	0,67	6	13,65
276101603	-	50	101,6	60,3	3,6	2,9	100	0,79	6	38,61
276101700	-	-	101,6	70	3,6	2,9	100	0,64	6	44,32
276101761	-	65	101,6	76,1	3,6	2,9	100	0,88	6	26,19
276101889	-	80	101,6	88,9	3,6	3,2	100	0,88	6	23,77
276108603	-	50	108	60,3	3,6	2,9	100	0,89	6	37,47
276108700	-	-	108	70	3,6	2,9	100	0,95	6	49,86
276108761	-	65	108	76,1	3,6	2,9	100	0,90	6	28,48
276108889	-	80	108	88,9	3,6	3,2	100	0,90	6	23,81
276114603	100	50	114,3	60,3	3,6	2,9	100	0,96	6	38,42
276114761	100	65	114,3	76,1	3,6	2,9	100	0,92	6	29,80
276114889	100	80	114,3	88,9	3,6	3,2	100	0,96	6	25,98
276114101	100	-	114,3	101,6	3,6	3,6	100	0,93	6	24,88
276133700	-	-	133	70	4	2,9	127	1,84	1	105,38
276133761	-	65	133	76,1	4	2,9	127	1,57	1	68,87
276133889	-	80	133	88,9	4	3,2	127	1,48	1	50,44
276133101	-	-	133	101,6	4	3,6	127	1,20	1	63,21
276133108	-	-	133	108	4	3,6	127	1,59	1	45,13
276133114	-	100	133	114,3	4	3,6	127	1,57	1	44,91

Tolleranze dimensionali / Dimensional tolerances

D = ± 1% D MIN ± 0,5 mm

S1 - S2 = S ≤ 4 mm [-12,5% x S / +20% x S] S > 4 mm [-12,5% x S / +15% x S]

L = ± 2 mm ≤ DN 100 ± 3 mm, > DN 100 ≤ DN 200 ± 3 mm, > DN 200 ± 5 mm



276

RIDUZIONE CONCENTRICA DA TUBO SENZA SALDATURA

- SEAMLESS CONCENTRIC REDUCTION
- NAHTLOSE REDUZIERSTÜCK KONZENTRISCH
- RÉDUCTION CONCENTRIQUE SANS SOUDURE
- REDUCCIÓN CONCÉNTRICA SIN SOLDATURA

MATERIAL: P235GH (R.St.35.8/I)
NORM: EN 10253-2 (DIN 2616 serie 3)

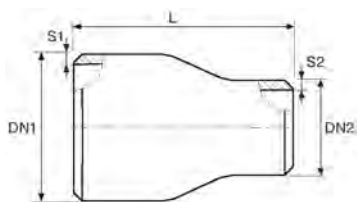
CODE	DN1	DN2	DN1 mm	DN2 mm	S1 mm	S2 mm	L mm	kg	Box	€
276139761	125	65	139,7	76,1	4	2,9	127	1,58	1	70,64
276139889	125	80	139,7	88,9	4	3,2	127	1,62	1	60,09
276139101	125	-	139,7	101,6	4	3,6	127	1,38	1	58,37
276139108	125	-	139,7	108	4	3,6	127	1,24	1	50,52
276139114	125	100	139,7	114,3	4	3,6	127	1,73	1	45,26
276139133	125	-	139,7	133	4	4	127	1,80	1	42,88
276159889	-	80	159	88,9	4,5	3,2	140	2,30	1	100,85
276159101	-	-	159	101,6	4,5	3,6	140	2,28	1	83,00
276159108	-	-	159	108	4,5	3,6	140	2,30	1	71,43
276159114	-	100	159	114,3	4,5	3,6	140	2,21	1	64,39
276159133	-	-	159	133	4,5	4	140	2,36	1	54,22
276159139	-	125	159	139,7	4,5	4	140	2,26	1	54,28
276168889	150	80	168,3	88,9	4,5	3,2	140	2,33	1	101,92
276168101	150	-	168,3	101,6	4,5	3,6	140	2,41	1	90,83
276168108	150	-	168,3	108	4,5	3,6	140	2,47	1	83,54
276168114	150	100	168,3	114,3	4,5	3,6	140	2,37	1	66,78
276168133	150	-	168,3	133	4,5	4	140	2,46	1	57,43
276168139	150	125	168,3	139,7	4,5	4	140	2,4	1	57,79
276168159	150	-	168,3	159	4,5	4,5	140	2,52	1	58,22
276193114	-	100	193,7	114,3	5,6	3,6	152	4,45	1	146,97
276193133	-	-	193,7	133	5,6	4	152	3,67	1	136,90
276193139	-	125	193,7	139,7	5,6	4	152	3,09	1	113,81
276193159	-	-	193,7	159	5,6	4,5	152	3,93	1	93,29
276193168	-	150	193,7	168,3	5,6	4,5	152	3,78	1	89,77
276219114	200	100	219,1	114,3	6,3	3,6	152	4,88	1	166,08
276219133	200	-	219,1	133	6,3	4	152	4,67	1	128,29
276219139	200	125	219,1	139,7	6,3	4	152	4,74	1	109,24
276219159	200	-	219,1	159	6,3	4,5	152	4,84	1	105,26
276219168	200	150	219,1	168,3	6,3	4,5	152	4,76	1	106,32
276244159	-	-	244,5	159	6,3	4,5	178	6,25	1	210,89
276244168	-	150	244,5	168,3	6,3	4,5	178	5,47	1	186,88
276244219	-	200	244,5	219,1	6,3	6,3	178	3,04	1	137,76
276273159	250	-	273	159	6,3	4	178	8,13	1	254,83
276273168	250	150	273	168,3	6,3	4,5	178	8,15	1	205,52
276273193	250	-	273	193,7	6,3	5,6	178	6,41	1	202,69
276273219	250	200	273	219,1	6,3	6,3	178	4,8	1	174,83
276273244	250	-	273	244,5	6,3	6,3	178	3,99	1	152,69
276323219	300	200	323,9	219,1	7,1	6,3	203	14,27	1	367,60
276323244	300	-	323,9	244,5	7,1	6,3	203	11,12	1	340,97
276323273	300	250	323,9	273	7,1	6,3	203	14,92	1	329,89

Tolleranze dimensionali / Dimensional tolerances

D = ± 1% D MIN ± 0,5 mm

S1 - S2 = S ≤ 4 mm [-12,5% x S / +20% x S] S > 4 mm [-12,5% x S / +15% x S]

L = ± 2 mm ≤ DN 100 ± 3 mm, > DN 100 ≤ DN 200 ± 3 mm, > DN 200 ± 5 mm



276

RIDUZIONE CONCENTRICA DA TUBO
SENZA SALDATURA

- SEAMLESS CONCENTRIC REDUCTION
- NAHTLOSE REDUZIERSTÜCK KONZENTRISCH
- RÉDUCTION CONCENTRIQUE SANS SOUDURE
- REDUCCIÓN CONCÉNTRICA SIN SOLDATURA

MATERIAL: P235GH (R.St.35.8/1)

NORM: EN 10253-2 (DIN 2616 serie 3)

CODE	DN1	DN2	DN1 mm	DN2 mm	S1 mm	S2 mm	L mm	kg	Box	€
276355219	350	200	355,6	219,1	8	6,3	330	22	1	on demand
276355273	350	250	355,6	273	8	6,3	330	22	1	on demand
276355323	350	300	355,6	323,9	8	7,1	330	22	1	on demand
276406219	400	200	406,4	219,1	8,8	6,3	355	30	1	on demand
276406273	400	250	406,4	273	8,8	6,3	355	30	1	on demand
276406323	400	300	406,4	323,9	8,8	7,1	355	30	1	on demand
276406355	400	350	406,4	355,6	8,8	8	355	30	1	on demand
276508273	500	250	508	273	11	6,3	508	68	1	on demand
276508323	500	300	508	323,9	11	7,1	508	68	1	on demand
276508355	500	350	508	355,6	11	8	508	68	1	on demand
276508406	500	400	508	406,4	11	8,8	508	68	1	on demand
276609323	600	300	609,6	323,9	12,5	7,1	508	93	1	on demand
276609355	600	350	609,6	355,6	12,5	8	508	93	1	on demand
276609406	600	400	609,6	406,4	12,5	8,8	508	93	1	on demand
276609508	600	500	609,6	508	12,5	11	508	93	1	on demand

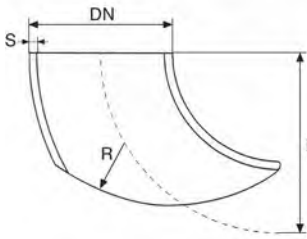
Tolleranze dimensionali / Dimensional tolerances

$D = \pm 1\% D \text{ MIN } \pm 0,5 \text{ mm}$

$S1 - S2 = S \leq 4 \text{ mm } [-12,5\% \times S / +20\% \times S] S > 4 \text{ mm } [-12,5\% \times S / +15\% \times S]$

$L = \pm 2 \text{ mm } \leq \text{DN } 100 \pm 3 \text{ mm}, > \text{DN } 100 \leq \text{DN } 200 \pm 3 \text{ mm}, > \text{DN } 200 \pm 5 \text{ mm}$

R 20 23



705

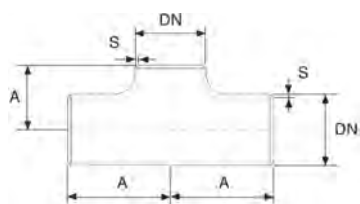
CURVA A SELLA 90° DIMA 3D DA TUBO SENZA SALDATURA

- SEAMLESS ELBOW WITH SADDLE 3D 90°
- NAHTLOSE EINSCHWEISSBOGEN 3D 90°
- PIQUAGE COUDÉ 3D 90° SANS SOUDURE
- CURVA PARA SOLDAR ENSILLADA 3D 90° DE TUBO SIN SOLDATURA

MATERIAL: P235TR1 - S235 (R.St.37.0)

NORM: DIN 2619

CODE	DN	DN inch	DN mm	S mm	I mm	R mm	kg	Box	€
705424000	32	1"1/4	42,4	2,6	47,5	48	0,11	1	51,87
705483000	40	1"1/2	48,3	2,6	57	57	0,16	1	54,69
705603000	50	2"	60,3	2,9	76	76	0,30	1	65,87
705761000	65	2"1/2	76,1	2,9	95	95	0,48	1	94,57
705889000	80	3"	88,9	3,2	114,5	114	0,70	1	111,17
705101000	-	3"1/2	101,6	3,6	133,5	133	1,1	1	188,57
705108000	-	-	108	3,6	142,5	142	1,2	1	192,85
705114000	100	4"	114,3	3,6	152,5	152	1,4	1	231,65
705133000	-	-	133	4	181	181	2,2	1	339,32
705139000	125	5"	139,7	4	190,5	190	2,4	1	378,20
705159000	-	-	159	4,5	216	216	3,5	1	407,21
705168000	150	6"	168,3	4,5	228,5	228	3,5	1	572,44
705193000	-	-	193,7	5,6	270	270	6,4	1	1064,59
705219000	200	8"	219,1	6,3	305	305	9	1	1443,49
705273000	250	10"	273	6,3	381	381	15	1	2936,88



200 ISO

TEE NORMALE DA TUBO SS

- SEAMLESS TEE
- NAHTLOSE T-STÜCK
- TEE SANS SOUDURE
- TE IGUAL SIN SOLDADURA

MATERIAL: P235GH (R.St.35.8/1)

NORM: EN 10253-2 (DIN 2615-1 serie 3)

CODE	DN	DN inch	DN mm	S mm	A mm	kg	Box	€
200213001	15	1/2"	21,3	2	25	0,1	1	19,19
200269001	20	3/4"	26,9	2,3	29	0,16	1	21,33
200337001	25	1"	33,7	2,6	38	0,3	1	23,87
200424001	32	1 1/4"	42,4	2,6	48	0,5	1	27,59
200483001	40	1 1/2"	48,3	2,6	57	0,7	1	31,88
200603001	50	2"	60,3	2,9	64	1,1	1	39,95
200761001	65	2 1/2"	76,1	2,9	76	1,7	1	58,10
200889001	80	3"	88,9	3,2	86	2	1	82,72
200114001	100	4"	114,3	3,6	105	3,5	1	116,30
200139001	125	5"	139,7	4	124	5,5	1	169,51
200168001	150	6"	168,3	4,5	143	8	1	232,54
200219001	200	8"	219,1	6,3	178	17	1	647,01
200273001	250	10"	273	6,3	216	26,5	1	1346,43
200323001	300	12"	323,9	7,1	254	42	1	1835,95
200355001	350	14"	355,6	8	279	71	1	3991,29
200406001	400	16"	406,4	8,8	305	85	1	5167,50

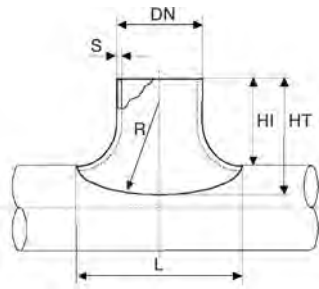
Tolleranze dimensionali / Dimensional tolerances

$D = \pm 1\% D \text{ MIN } \pm 0,5 \text{ mm}$

$S = S \leq 4 \text{ mm } [-12,5\% \times S / +20\% \times S] S > 4 \text{ mm } [-12,5\% \times S / +15\% \times S]$

$A = \pm 2 \text{ mm } \leq DN 200 \pm 3 \text{ mm } > DN 200 \div 400$

R 20 23



277

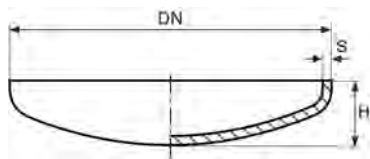
SCARPETTA DA TUBO SENZA SALDATURA

- SEAMLESS SADDLE STUB
- NAHTLOSE SATTELSTUTZEN
- PIQUAGE SANS SOUDURE
- RAMAL CURVO SIN SOLDADURA

MATERIAL: P235GH (R.St.35.8/1)

NORM: DIN 2618

CODE	DN	DN inch	DN mm	S mm	HT mm	HI mm	L mm	R mm	kg	Box	€
277269000	20	3/4"	26,9	2,3	38	30	43	32	0,06	1	21,68
277337000	25	1"	33,7	2,6	50	30	53	42	0,08	1	25,06
277424000	32	1 1/4"	42,4	2,6	50	35	67	55	0,13	1	28,35
277483000	40	1 1/2"	48,3	2,6	64	40	76	60	0,18	1	31,95
277603000	50	2"	60,3	2,9	76	45	96	77	0,27	1	42,16
277700000	-	-	70	2,9	70	50	112	92	0,36	1	52,12
277761000	65	2 1/2"	76,1	2,9	88	50	121	100	0,45	1	53,97
277889000	80	3"	88,9	3,2	88	60	142	122	0,6	1	69,47
277101600	-	3 1/2"	101,6	3,6	91	65	161	138	1	1	96,08
277108000	-	-	108	3,6	97	65	172	144	1,05	1	103,78
277114000	100	4"	114,3	3,6	102	65	182	160	1,1	1	114,66
277133000	-	-	133	4	119	85	213	174	1,7	1	163,78
277139000	125	5"	139,7	4	125	85	222	182	1,8	1	180,86
277159000	-	-	159	4,5	143	100	254	212	2,7	1	260,35
277168000	150	6"	168,3	4,5	151	100	268	224	2,8	1	285,22
277193000	-	-	193,7	5,6	174	125	309	258	4,7	1	665,02
277219000	200	8"	219,1	6,3	197	135	355	295	6,4	1	705,23
277273000	250	10"	273	6,3	240	150	455	367	9,9	1	1416,64



800

FONDELLO BOMBATO

- CAP
- KLÖPPERBODEN
- FOND BOMBÉ
- CAP

MATERIAL: S235
NORM: EN 10253-1 (DIN 28011)

CODE	DN	DN inch	DN mm	H** mm	S mm	kg	Box	€
800269000*	20	3/4"	26,9	13,3	2	0,02	50	2,33
800337000	25	1"	33,7	19	2,6	0,04	50	2,26
800424000	32	1 1/4"	42,4	21	2,6	0,07	50	2,39
800483000	40	1 1/2"	48,3	22	2,6	0,09	50	2,87
800570000	-	-	57	23	2,9	0,11	50	3,66
800603000	50	2"	60,3	24	2,9	0,13	50	3,12
800700000	-	-	70	26	2,9	0,16	30	5,35
800761000	65	2 1/2"	76,1	27	2,9	0,18	30	4,51
800889000	80	3"	88,9	30	3,2	0,26	30	5,75
800101000	90	3 1/2"	101,6	36	3,6	0,44	20	14,70
800108000	-	-	108	37	3,6	0,48	20	14,70
800114000	100	4"	114,3	38	3,6	0,54	15	15,65
800133000	-	-	133	42	4	0,71	15	20,83
800139000	125	5"	139,7	43	4	0,78	20	28,80
800159000	-	-	159	51	4,5	1,29	15	37,53
800168000	150	6"	168,3	53	4,5	1,42	10	46,45
800194000	175	-	193,7	62	5,6	2,32	10	73,80
800219000	200	8"	219,1	67	6,3	2,83	5	81,54
800244000	-	-	244,5	72	6,3	3,65	-	156,12
800273000	250	10"	273	77	6,3	4,38	-	190,09
800324000	300	12"	323,9	91	7,1	6,08	-	226,25
800355000	350	14"	355,6	101	8	7,5	-	599,57
800406000	400	16"	406,4	115	8,8	9,8	-	774,81

Tolleranze dimensionali / Dimensional tolerances

D = ± 1% D MIN ± 0,5 mm

H = Max 0,015 x D e / OR + 10/- 0 mm

S = -0% - +20% x S

[*] Dimensioni non previste nella norma EN 10253-1 - Sizes not provided in EN 10253-1

[**] Quota H: conforme a norma DIN 28011 / H dimension: conforme to norm DIN 28011






Cianfrini / Bevels

Form R per / for D ≤ 88,9 mm

Form YA per / for D ≥ 88,9 mm

FOCUS ON 

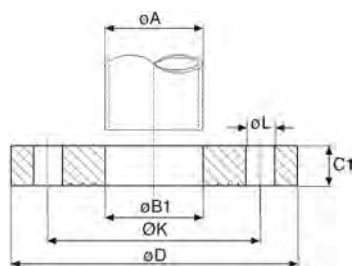
PRESSIONE MASSIMA / MAXIMUM PRESSURE (bar)

DN mm	Sp/Thk mm	D3		D5		
						
17,2	2	90	-	-	-	-
21,3	2	90	90	70	-	100
26,9	2,3	90	90	70	100	100
30	2,6	90	90	-	-	100
33,7	2,6	90	90	60	100	100
42,4	2,6	90	90	50	100	100
44,5	2,6	90	90	-	-	100
48,2	2,6	90	90	40	90	100
51	2,6	70	80	-	-	100
54	2,6	70	80	-	90	90
57	2,6	70	80	-	80	90
60,3	2,9	70	80	40	80	90
70	2,9	70	80	-	70	90
76,1	2,9	60	70	30	70	80
88,9	3,2	60	70	30	60	80
101,6	3,6	60	70	-	60	70
108	3,6	60	70	-	50	70
114,3	3,6	50	60	20	50	70
133	4	50	60	-	50	60
139,7	4	50	60	20	40	60
159	4,5	50	60	-	40	60
168,3	4,5	50	60	20	40	60
193,7	5,6	50	60	-	40	60
219,1	6,3	50	60	20	40	60
244,5	6,3	40	45	-	40	50
273	6,3	40	45	15	30	50
323,9	7,1	40	-	15	30	50
355,6	8	30	-	15	30	50
406	8,8	30	-	15	30	45
508	11	30	-	-	-	45
609	12,5	30	-	-	-	45

NOTE

Pmax [bar] indicative a 20°C per raccordi a saldare in acciaio al carbonio
Indicative Pmax [bar] at 20°C for welding fittings in carbon steel

Le sopra indicate pressioni massime sono puramente indicative.
 Resta cura del progettista la scelta del materiale in funzione alle reali condizioni di utilizzo.
*The above maximum pressures are indicative.
 Planer must choose the materials in according to the real condition of work.*



410

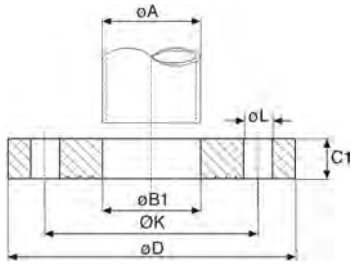
FLANGIA PIANA

- PLATE FLANGE
- GLATTE FLANSCH
- BRIDE PLATE
- BRIDA PLANA

MATERIAL: P250GH / C22.8 (A 105)
NORM: EN 1092-1-01 tipo/type "A"

PN 6

CODE	Pipe		Flange					Bolts		kg	€	
	DN	A mm	B1 mm	D mm	C1 mm	K mm	L mm	N°	Thr.			
410025006	25 - (1")	33,7	34,5	100	14	75	11	4	M10	0,72	1	17,98
410032006	32 - (1 1/4")	42,4	43,5	120	16	90	14	4	M12	1,16	1	24,19
410040006	40 - (1 1/2")	48,3	49,5	130	16	100	14	4	M12	1,35	1	28,31
410050006	50 - (2")	60,3	61,5	140	16	110	14	4	M12	1,48	1	30,66
410065006	65 - (2 1/2")	76,1	77,5	160	16	130	14	4	M12	1,86	1	39,47
410080006	80 - (3")	88,9	90,5	190	18	150	18	4	M16	2,95	1	52,20
410100006	100 - (4")	114,3	116	210	18	170	18	4	M16	3,26	1	56,49
410125006	125 - (5")	139,7	141,5	240	20	200	18	8	M16	4,31	1	78,11
410150006	150 - (6")	168,3	170,5	265	20	225	18	8	M16	4,76	1	94,76
410200006	200 - (8")	219,1	221,5	320	22	280	18	8	M16	6,88	1	139,49
410250006	250 - (10")	273	276,5	375	24	335	18	12	M16	8,92	1	on demand
410300006	300 - (12")	323,9	327,5	440	24	395	22	12	M20	11,9	1	on demand
410350006	350 - (14")	355,6	359,5	490	26	445	22	12	M20	17	1	on demand
410400006	400 - (16")	406,4	411	540	28	495	22	16	M20	20	1	on demand
410450006	450 - (18")	457	462	595	30	550	22	16	M20	24,5	1	on demand
410500006	500 - (20")	508	513,5	645	30	600	22	20	M20	26,5	1	on demand
410600006	600 - (24")	610	616,5	755	32	705	26	20	M24	35	1	on demand



411

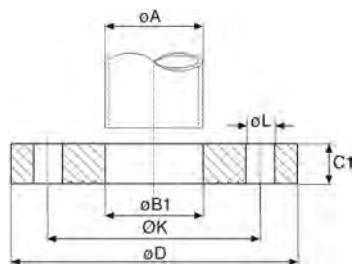
FLANGIA PIANA

- PLATE FLANGE
- GLATTE FLANSCH
- BRIDE PLATE
- BRIDA PLANA

MATERIAL: P250GH / C22.8 (A 105)
NORM: EN 1092-1-01 tipo/type "A"

PN10

CODE	PN	Pipe		Flange					Bolts		kg	€	
		DN	A mm	B1 mm	D mm	C1 mm	K mm	L mm	N°	Thr.			
411015010	PN10=16=25=40	15 - (1/2")	21,3	22	95	14	65	14	4	M 12	0,67	1	13,92
411020010		20 - (3/4")	26,9	27,5	105	16	75	14	4	M 12	0,94	1	17,79
411025010		25 - (1")	33,7	34,5	115	16	85	14	4	M 12	1,11	1	21,23
411032010		32 - (1 1/4")	42,4	43,5	140	18	100	18	4	M 16	1,82	1	27,37
411040010		40 - (1 1/2")	48,3	49,5	150	18	110	18	4	M 16	2,08	1	29,49
411050010	PN10=16	50 - (2")	60,3	61,5	165	20	125	18	4	M 16	2,73	1	37,26
411065010		65 - (2 1/2")	76,1	77,5	185	20	145	18	8	M 16	3,16	1	45,53
412080016		80 - (3")	88,9	90,5	200	20	160	18	8	M 16	3,6	1	66,10
411100010		100 - (4")	114,3	116	220	22	180	18	8	M 16	4,39	1	71,56
411125010		125 - (5")	139,7	141,5	250	22	210	18	8	M 16	5,41	1	89,37
411150010	PN10	150 - (6")	168,3	170,5	285	24	240	22	8	M 20	7,14	1	120,97
411200010		200 - (8")	219,1	221,5	340	24	295	22	8	M 20	9,27	1	200,90
411250010		250 - (10")	273	276,5	395	26	350	22	12	M 20	11,8	1	273,37
411300010		300 - (12")	323,9	327,5	445	26	400	22	12	M 20	13,6	1	333,80
411350010		350 - (14")	355,6	359,5	505	28	460	22	16	M 20	21,8	1	440,30
411400010		400 - (16")	406,4	411	565	32	515	26	16	M 24	28	1	495,71
411450010		450 - (18")	457	462	615	36	565	26	20	M 24	33,6	1	on demand
411500010		500 - (20")	508	513,5	670	38	620	26	20	M 24	41	1	on demand



411-412

FLANGIA PIANA

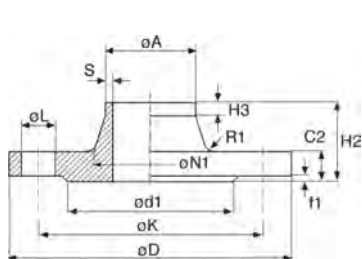
- PLATE FLANGE
- GLATTE FLANSCH
- BRIDE PLATE
- BRIDA PLANA

MATERIAL: P250GH / C22.8 (A 105)
NORM: EN 1092-1-01 tipo/type "A"

PN 16

CODE	PN	Pipe		Flange				Bolts		kg	€		
		DN	A mm	B1 mm	D mm	C1 mm	K mm	L mm	Nº			Thr.	
411015010	PN10=16=25=40	15 - [1/2"]	21,3	22	95	14	65	14	4	M 12	0,67	1	13,92
411020010		20 - [3/4"]	26,9	27,5	105	16	75	14	4	M 12	0,94	1	17,79
411025010		25 - [1"]	33,7	34,5	115	16	85	14	4	M 12	1,11	1	21,23
411032010		32 - [1 1/4"]	42,4	43,5	140	18	100	18	4	M 16	1,82	1	27,37
411040010		40 - [1 1/2"]	48,3	49,5	150	18	110	18	4	M 16	2,08	1	29,49
411050010	PN10=16	50 - [2"]	60,3	61,5	165	20	125	18	4	M 16	2,73	1	37,26
411065010		65 - [2 1/2"]	76,1	77,5	185	20	145	18	8	M 16	3,16	1	45,53
412080016		80 - [3"]	88,9	90,5	200	20	160	18	8	M 16	3,6	1	66,10
411100010		100 - [4"]	114,3	116	220	22	180	18	8	M 16	4,39	1	71,56
411125010		125 - [5"]	139,7	141,5	250	22	210	18	8	M 16	5,41	1	89,37
411150010	PN16	150 - [6"]	168,3	170,5	285	24	240	22	8	M 20	7,14	1	120,97
412200016		200 - [8"]	219,1	221,5	340	26	295	22	12	M 20	9,73	1	203,54
412250016		250 - [10"]	273	276,5	405	29	355	26	12	M 24	14,2	1	331,91
412300016		300 - [12"]	323,9	327,5	460	32	410	26	12	M 24	19,0	1	395,00
412350016		350 - [14"]	355,6	359	520	35	470	26	16	M 24	28,2	1	726,44
412400016	400 - [16"]	406,4	411	580	38	525	30	16	M 27	36,2	1	801,69	
412450016	450 - [18"]	457	462	640	42	585	30	20	M 27	46	1	on demand	
412500016	500 - [20"]	508	513,5	715	46	650	33	20	M 30	64	1	on demand	

R 30 30



413

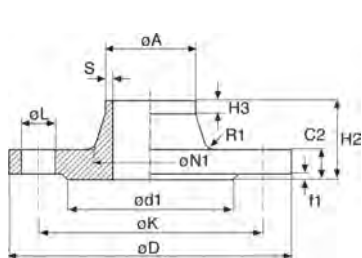
FLANGIA A COLLARINO

- WELDING NECK FLANGE
- VORSCHWEISS-FLANSCH
- BRIDE COLLERETTE
- BRIDA CUELLO

MATERIAL: P250GH / C22.8
NORM: EN 1092-1-11 tipo/type "B1"

PN 6

CODE	Pipe		Flange											Bolts		kg	€	
	DN	A mm	D mm	H2 mm	N1 mm	S mm	R1 mm	H3 mm	d1 mm	K mm	f1 mm	C2 mm	L mm	Nº	Thr.			
413015006	15 - (1/2")	21,3	80	30	30	2	4	6	40	55	2	12	11	4	M10	0,45	1	12,57
413020006	20 - (3/4")	26,9	90	32	38	2,3	4	6	50	65	2	14	11	4	M10	0,66	1	12,23
413025006	25 - (1")	33,7	100	35	42	2,6	4	6	60	75	2	14	11	4	M10	0,83	1	13,24
413032006	32 - (1 1/4")	42,4	120	35	55	2,6	6	6	70	90	2	14	14	4	M12	1,18	1	17,90
413040006	40 - (1 1/2")	48,3	130	38	62	2,6	6	7	80	100	3	14	14	4	M12	1,4	1	19,64
413050006	50 - (2")	60,3	140	38	74	2,9	6	8	90	110	3	14	14	4	M12	1,58	1	22,90
413065006	65 - (2 1/2")	76,1	160	38	88	2,9	6	9	110	130	3	14	14	4	M12	1,95	1	30,71
413080006	80 - (3")	88,9	190	42	102	3,2	8	10	128	150	3	16	18	4	M16	3,07	1	46,64
413100006	100 - (4")	114,3	210	45	130	3,6	8	10	148	170	3	16	18	4	M16	3,56	1	56,08
413125006	125 - (5")	139,7	240	48	155	4	8	10	178	200	3	18	18	8	M16	4,8	1	67,14
413150006	150 - (6")	168,3	265	48	184	4,5	10	12	202	225	3	18	18	8	M16	5,52	1	79,51
413200006	200 - (8")	219,1	320	55	236	6,3	10	15	258	280	3	20	18	8	M16	8,16	1	156,28



414/415

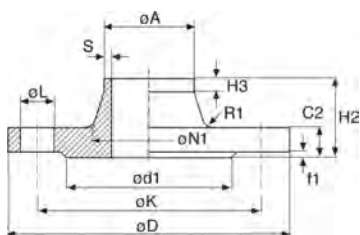
FLANGIA A COLLARINO

- WELDING NECK FLANGE
- VORSCHWEISS-FLANSCH
- BRIDE COLLERETTE
- BRIDA CUELLO

MATERIAL: P250GH / C22.8
NORM: EN 1092-1-11 tipo/type "B1"

PN 10

CODE	PN	Pipe		Flange										Bolts		kg	€		
		DN	A mm	D mm	C2 mm	H2 mm	N1 mm	S mm	R1 mm	H3 mm	d1 mm	K mm	f1 mm	L mm	Nº			Thr.	
415015016	PN10=16=C5=40	15 - (1/2")	21,3	95	16	38	32	2	4	6	45	65	2	14	4	M12	1	1	18,42
415020016		20 - (3/4")	26,9	105	18	40	40	2,3	4	6	58	75	2	14	4	M12	1	1	19,50
415025016		25 - (1")	33,7	115	18	40	46	2,6	4	6	68	85	2	14	4	M12	1,3	1	27,11
415032016		32 - (1 1/4")	42,4	140	18	42	56	2,6	6	6	78	100	2	18	4	M16	1,91	1	31,49
415040016		40 - (1 1/2")	48,3	150	18	45	64	2,6	6	7	88	110	3	18	4	M16	2,15	1	33,01
415050016	PN10=16	50 - (2")	60,3	165	18	45	74	2,9	6	8	102	125	3	18	4	M16	2,53	1	38,44
415065016		65 - (2 1/2")	76,1	185	18	45	92	2,9	6	10	122	145	3	18	8	M16	3,03	1	47,41
415080016		80 - (3")	88,9	200	20	50	105	3,2	6	10	138	160	3	18	8	M16	3,92	1	62,46
415100016		100 - (4")	114,3	220	20	52	131	3,6	8	12	158	180	3	18	8	M16	4,62	1	71,75
415125016		125 - (5")	139,7	250	22	55	156	4	8	12	188	210	3	18	8	M16	6,3	1	92,18
415150016	PN10	150 - (6")	168,3	285	22	55	184	4,5	10	12	212	240	3	22	8	M20	7,75	1	116,33
414200010		200 - (8")	219,1	340	24	62	234	6,3	10	16	268	295	3	22	8	M20	11,3	1	185,72
414250010		250 - (10")	273	395	26	68	292	6,3	12	16	320	350	3	22	12	M20	15,8	1	259,90
414300010		300 - (12")	323,9	445	26	68	342	7,1	12	16	370	400	4	22	12	M20	18,3	1	358,34
414350010		350 - (14")	355,6	505	26	68	385	7,1	12	16	430	460	4	22	16	M20	24,5	1	475,97
414400010	400 - (16")	406,4	565	26	72	440	7,1	12	16	482	515	4	26	16	M24	29,5	1	854,06	



415

FLANGIA A COLLARINO

- WELDING NECK FLANGE
- VORSCHWEISS-FLANSCH
- BRIDE COLLERETTE
- BRIDA CUELLO

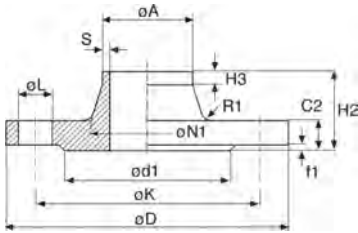
MATERIAL: P250GH / C22.8

NORM: EN 1092-1-11 tipo/type "B1"

PN 16

CODE	PN	Pipe		Flange											Bolts		kg	kg	€
		DN	A mm	D mm	C2 mm	H2 mm	N1 mm	S mm	R1 mm	H3 mm	d1 mm	K mm	f1 mm	L mm	N°	Thr.			
415015016	PN10=16=25=40	15 - (1/2")	21,3	95	16	38	32	2	4	6	45	65	2	14	4	M12	1	1	18,42
415020016		20 - (3/4")	26,9	105	18	40	40	2,3	4	6	58	75	2	14	4	M12	1	1	19,50
415025016		25 - (1")	33,7	115	18	40	46	2,6	4	6	68	85	2	14	4	M12	1,3	1	27,11
415032016		32 - (1"1/4)	42,4	140	18	42	56	2,6	6	6	78	100	2	18	4	M16	1,91	1	31,49
415040016		40 - (1"1/2)	48,3	150	18	45	64	2,6	6	7	88	110	3	18	4	M16	2,15	1	33,01
415050016	PN10=16	50 - (2")	60,3	165	18	45	74	2,9	6	8	102	125	3	18	4	M16	2,53	1	38,44
415065016		65 - (2"1/2)	76,1	185	18	45	92	2,9	6	10	122	145	3	18	8	M16	3,03	1	47,41
415080016		80 - (3")	88,9	200	20	50	105	3,2	6	10	138	160	3	18	8	M16	3,92	1	62,46
415100016		100 - (4")	114,3	220	20	52	131	3,6	8	12	158	180	3	18	8	M16	4,62	1	71,75
415125016		125 - (5")	139,7	250	22	55	156	4	8	12	188	210	3	18	8	M16	6,3	1	92,18
415150016	PN16	150 - (6")	168,3	285	22	55	184	4,5	10	12	212	240	3	22	8	M20	7,75	1	116,33
415200016		200 - (8")	219,1	340	24	62	235	6,3	10	16	268	295	3	22	12	M20	11,2	1	193,10
415250016		250 - (10")	273	405	26	70	292	6,3	12	16	320	355	3	26	12	M24	16,7	1	298,47
415300016		300 - (12")	323,9	460	28	78	344	7,1	12	16	378	410	4	26	12	M24	22,1	1	406,56
415350016		350 - (14")	355,6	520	30	82	390	8	12	16	438	470	4	26	16	M24	32	1	613,11
415400016		400 - (16")	406,4	580	32	85	445	8	12	16	490	525	4	30	16	M27	40	1	1127,34

R 30 30



415/416/417

FLANGIA A COLLARINO

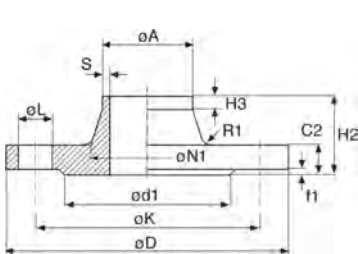
- WELDING NECK FLANGE
- VORSCHWEISS-FLANSCH
- BRIDE COLLERETTE
- BRIDA CUELLO

MATERIAL: P250GH / C22.8
NORM: EN 1092-1-11 tipo/type "B1"

PN 25

CODE	PN	Pipe		Flange										Bolts		kg	€		
		DN	A mm	D mm	C2 mm	H2 mm	N1 mm	S mm	R1 mm	H3 mm	d1 mm	K mm	f1 mm	L mm	N°			Thr.	
415015016	PN10=16=25=40	15 - (1/2")	21,3	95	16	38	32	2	4	6	45	65	2	14	4	M12	1	1	18,42
415020016		20 - (3/4")	26,9	105	18	40	40	2,3	4	6	58	75	2	14	4	M12	1	1	19,50
415025016		25 - (1")	33,7	115	18	40	46	2,6	4	6	68	85	2	14	4	M12	1,3	1	27,11
415032016		32 - (1 1/4")	42,4	140	18	42	56	2,6	6	6	78	100	2	18	4	M16	1,91	1	31,49
415040016		40 - (1 1/2")	48,3	150	18	45	64	2,6	6	7	88	110	3	18	4	M16	2,15	1	33,01
417050040	PN25=40	50 - (2")	60,3	165	20	48	75	2,9	6	8	102	125	3	18	4	M16	2,8	1	44,14
417065040		65 - (2 1/2")	76,1	185	22	52	90	2,9	6	10	122	145	3	18	8	M16	3,7	1	57,93
417080040		80 - (3")	88,9	200	24	58	105	3,2	8	12	138	160	3	18	8	M16	4,8	1	73,65
417100040		100 - (4")	114,3	235	24	65	134	3,6	8	12	162	190	3	22	8	M20	6,5	1	98,98
417125040		125 - (5")	139,7	270	26	68	162	4	8	12	188	220	3	26	8	M24	9,1	1	128,99
417150040	PN25	150 - (6")	168,3	300	28	75	192	4,5	10	12	218	250	3	26	8	M24	11,8	1	170,39
416200025		200 - (8")	219,1	360	30	80	244	6,3	10	16	278	310	3	26	12	M24	17	1	291,47
416250025		250 - (10")	273	425	32	88	298	7,1	12	18	335	370	3	30	12	M27	24,4	1	412,96
416300025		300 - (12")	323,9	485	34	92	352	8	12	18	395	430	4	30	16	M27	31,2	1	594,02

R 30 30



415/417

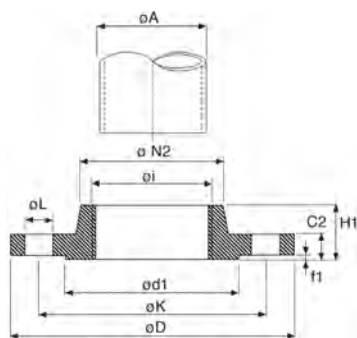
FLANGIA A COLLARINO

- WELDING NECK FLANGE
- VORSCHWEISS-FLANSCH
- BRIDE COLLERETTE
- BRIDA CUELLO

MATERIAL: P250GH / C22.8
NORM: EN 1092-1-11 tipo/type "B1"

PN 40

CODE	PN	Pipe		Flange										Bolts		kg	€		
		DN	A mm	D mm	C2 mm	H2 mm	N1 mm	S mm	R1 mm	H3 mm	d1 mm	K mm	f1 mm	L mm	N°			Thr.	
415015016	PN10=16=25=40	15 - (1/2")	21,3	95	16	38	32	2	4	6	45	65	2	14	4	M12	1	1	18,42
415020016		20 - (3/4")	26,9	105	18	40	40	2,3	4	6	58	75	2	14	4	M12	1	1	19,50
415025016		25 - (1")	33,7	115	18	40	46	2,6	4	6	68	85	2	14	4	M12	1,3	1	27,11
415032016		32 - (1 1/4")	42,4	140	18	42	56	2,6	6	6	78	100	2	18	4	M16	1,91	1	31,49
415040016		40 - (1 1/2")	48,3	150	18	45	64	2,6	6	7	88	110	3	18	4	M16	2,15	1	33,01
417050040	PN25=40	50 - (2")	60,3	165	20	48	75	2,9	6	8	102	125	3	18	4	M16	2,8	1	44,14
417065040		65 - (2 1/2")	76,1	185	22	52	90	2,9	6	10	122	145	3	18	8	M16	3,7	1	57,93
417080040		80 - (3")	88,9	200	24	58	105	3,2	8	12	138	160	3	18	8	M16	4,8	1	73,65
417100040		100 - (4")	114,3	235	24	65	134	3,6	8	12	162	190	3	22	8	M20	6,5	1	98,98
417125040		125 - (5")	139,7	270	26	68	162	4	8	12	188	220	3	26	8	M24	9,1	1	128,99
417150040	PN40	150 - (6")	168,3	300	28	75	192	4,5	10	12	218	250	3	26	8	M24	11,8	1	170,39
417200040		200 - (8")	219,1	375	34	88	244	6,3	10	16	285	320	3	30	12	M27	21,5	1	348,23
417250040		250 - (10")	273	450	38	105	306	7,1	12	18	345	385	3	33	12	M30	34,9	1	543,56
417300040		300 - (12")	323,9	515	42	115	362	8	12	18	410	450	4	33	16	M30	49,7	1	877,51



418

FLANGIA FILETTATA

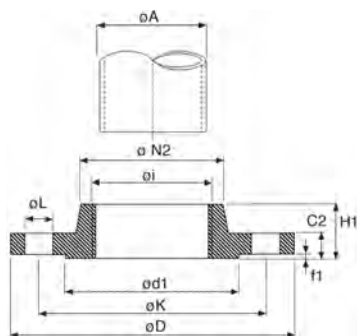
- THREADED FLANGES
- GEWINDEFLANSCH
- BRIDE FILETÉ
- BRIDA ROSCADA

MATERIAL: P250GH / C22.8

NORM: EN 1092-1-13 tipo/type "B1"

PN 6

CODE	Pipe		Flange									Bolts		kg	kg	€
	DN	A mm	Thr. ϕi	D mm	C2 mm	H1 mm	N2 mm	d1 mm	K mm	f1 mm	L mm	N°	Thr.			
418015006	15	21,3	Rp 1/2"	80	12	20	30	40	55	2	11	4	M10	0,43	1	13,00
418020006	20	26,9	Rp 3/4"	90	14	24	40	50	65	2	11	4	M10	0,66	1	15,51
418025006	25	33,7	Rp 1"	100	14	24	50	60	75	2	11	4	M10	0,82	1	16,74
418032006	32	42,4	Rp 1"1/4	120	14	26	60	70	90	2	14	4	M12	1,17	1	20,83
418040006	40	48,3	Rp 1"1/2	130	14	26	70	80	100	3	14	4	M12	1,4	1	23,78
418050006	50	60,3	Rp 2"	140	14	28	80	90	110	3	14	4	M12	1,59	1	26,23
418065006	65	76,1	Rp 2"1/2	160	14	32	100	110	130	3	14	4	M12	2,17	1	33,84
418080006	80	88,9	Rp 3"	190	16	34	110	128	150	3	18	4	M16	3,2	1	52,70
418100006	100	114,3	Rp 4"	210	16	40	130	148	170	3	18	4	M16	3,59	1	54,63



419

FLANGIA FILETTATA

- THREADED FLANGES
- GEWINDEFLANSCH
- BRIDE FILETÉ
- BRIDA ROSCADA

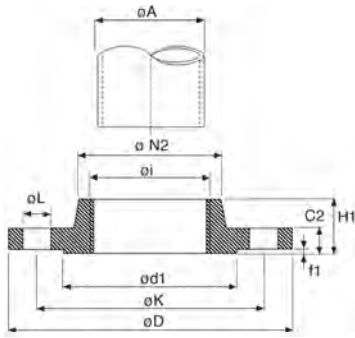
MATERIAL: P250GH / C22.8

NORM: EN 1092-1-13 tipo/type "B1"

PN 10/16

CODE	PN	Pipe		Flange									Bolts		kg	kg	€
		DN	A mm	Thr. ϕi	D mm	C2 mm	H1 mm	N2 mm	d1 mm	K mm	f1 mm	L mm	N°	Thr.			
419015010	PN10=16=25=40	15	21,3	Rp 1/2"	95	16	22	35	45	65	2	14	4	M12	0,5	1	16,18
419020010		20	26,9	Rp 3/4"	105	18	26	45	58	75	2	14	4	M12	1	1	20,12
419025010		25	33,7	Rp 1"	115	18	28	52	68	85	2	14	4	M12	1,5	1	21,57
419032010		32	42,4	Rp 1"1/4	140	18	30	60	78	100	2	18	4	M16	2	1	28,72
419040010		40	48,3	Rp 1"1/2	150	18	32	70	88	110	4	18	4	M16	2,1	1	30,91
419050010	PN10=16	50	60,3	Rp 2"	165	18	28	84	102	125	4	18	4	M16	2,5	1	39,08
419065010		65	76,1	Rp 2"1/2	185	18	32	104	122	145	4	18	8	M16	3	1	47,80
419080016		80	88,9	Rp 3"	200	20	34	118	138	160	4	18	8	M16	4	1	69,39
419100010		100	114,3	Rp 4"	220	20	40	140	158	180	4	18	8	M16	4,5	1	75,11
419125010		125	139,7	Rp 5"	250	22	44	168	188	210	4	18	8	M16	6,5	1	96,20
419150010		150	168,3	Rp 6"	285	22	44	195	212	240	4	22	8	M20	7,5	1	128,26

R 30 30



419/Z

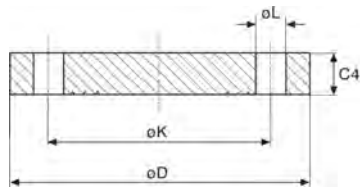
FLANGIA FILETTATA ZINCATA

- GALVANIZED THREADED FLANGES
- GEWINDE-VERZINKT FLANSCH
- BRIDE FILETÉ GALVANISÉ
- BRIDA ROSCADA ZINCADA

MATERIAL: P250GH / C22.8
NORM: EN 1092-1-13 tipo/type "B1"

**PN
10/16**

CODE	PN	Pipe		Flange									Bolts		kg	€	
		DN	A mm	Thr. Øi	D mm	C2 mm	H1 mm	N2 mm	d1 mm	K mm	f1 mm	L mm	N°	Thr.			
419015010Z	PN10=16=25=40	15	21,3	Rp 1/2"	95	16	22	35	45	65	2	14	4	M12	0,5	1	20,17
419020010Z		20	26,9	Rp 3/4"	105	18	26	45	58	75	2	14	4	M12	1	1	25,09
419025010Z		25	33,7	Rp 1"	115	18	28	52	68	85	2	14	4	M12	1,5	1	26,93
419032010Z		32	42,4	Rp 1 1/4"	140	18	30	60	78	100	2	18	4	M16	2	1	35,32
419040010Z		40	48,3	Rp 1 1/2"	150	18	32	70	88	110	4	18	4	M16	2,1	1	39,84
419050010Z	PN10=16	50	60,3	Rp 2"	165	18	28	84	102	125	4	18	4	M16	2,5	1	49,60
419065010Z		65	76,1	Rp 2 1/2"	185	18	32	104	122	145	4	18	8	M16	3	1	64,70
419080016Z		80	88,9	Rp 3"	200	20	34	118	138	160	4	18	8	M16	4	1	84,33
419100010Z		100	114,3	Rp 4"	220	20	40	140	158	180	4	18	8	M16	4,5	1	87,35
419125010Z		125	139,7	Rp 5"	250	22	44	168	188	210	4	18	8	M16	6,5	1	120,26
419150010Z		150	168,3	Rp 6"	285	22	44	195	212	240	4	22	8	M20	7,5	1	160,24



420

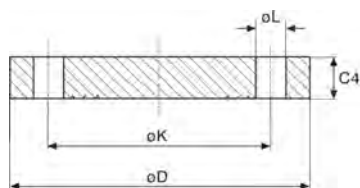
FLANGIA CIECA

- BLIND FLANGE
- BLINDFLANSCH
- BRIDE PLEINE
- BRIDA CIEGA

MATERIAL: P250GH / C22.8
NORM: EN 1092-1-05 tipo/type "A"

PN 6

CODE	DN	Flange				Bolts		kg	€	
		C4 mm	D mm	K mm	L mm	N°	Thr.			
420015006	15 - (1/2")	12	80	55	11	4	M 10	0,5	1	19,61
420020006	20 - (3/4")	14	90	65	11	4	M 10	0,7	1	20,03
420025006	25 - (1")	14	100	75	11	4	M 10	0,8	1	21,26
420032006	32 - (1 1/4")	16	120	90	14	4	M 12	1,2	1	27,80
420040006	40 - (1 1/2")	16	130	100	14	4	M 12	1,4	1	31,73
420050006	50 - (2")	16	140	110	14	4	M 12	1,6	1	42,42
420065006	65 - (2 1/2")	16	160	130	14	4	M 12	2,2	1	53,02
420080006	80 - (3")	18	190	150	18	4	M 16	3,4	1	66,69
420100006	100 - (4")	18	210	170	18	4	M 16	4,2	1	83,24
420125006	125 - (5")	20	240	200	18	8	M 16	6,1	1	115,92
420150006	150 - (6")	20	265	225	18	8	M 16	7,5	1	165,52
420200006	200 - (8")	22	320	280	18	8	M 16	12,3	1	275,55
420250006	250 - (10")	24	375	335	18	12	M 16	18,5	1	416,83
420300006	300 - (12")	24	440	395	22	12	M 20	25,5	1	561,04
420350006	350 - (14")	26	490	445	22	12	M 20	31,8	1	659,00
420400006	400 - (16")	28	540	495	22	16	M 20	38,5	1	1230,23
420450006	450 - (18")	30	595	550	22	16	M 20	46,9	1	on demand
420500006	500 - (20")	30	645	600	22	20	M 20	60,1	1	on demand



421/422

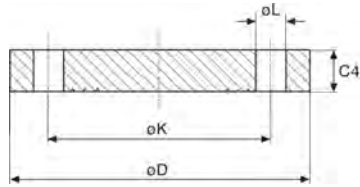
FLANGIA CIECA

- BLIND FLANGE
- BLINDFLANSCH
- BRIDE PLEINE
- BRIDA CIEGA

MATERIAL: P250GH / C22.8
NORM: EN 1092-1-05 tipo/type "A"

PN10

CODE	PN	DN	Flange				Bolts		kg	€	
			C4 mm	D mm	K mm	L mm	Nº	Thr.			
422015016	PN10=16=25=40	15 - [1/2"]	16	95	65	14	4	M12	0,8	1	19,39
422020016		20 - [3/4"]	18	105	75	14	4	M12	1,1	1	20,12
422025016		25 - [1"]	18	115	85	14	4	M12	1,4	1	21,57
422032016		32 - [1 1/4"]	18	140	100	18	4	M16	2	1	29,12
422040016		40 - [1 1/2"]	18	150	110	18	4	M16	2,4	1	33,17
422050016	PN10=16	50 - [2"]	18	165	125	18	4	M16	2,9	1	44,49
422065016		65 - [2 1/2"]	18	185	145	18	8	M16	3,7	1	55,58
422080016		80 - [3"]	20	200	160	18	8	M16	4,6	1	69,87
422100016		100 - [4"]	20	220	180	18	8	M16	5,7	1	87,26
422125016		125 - [5"]	22	250	210	18	8	M16	8,1	1	121,52
422150016	PN10	150 - [6"]	22	285	240	22	8	M20	10,5	1	173,52
421200010		200 - [8"]	24	340	295	22	8	M20	16,5	1	297,17
421250010		250 - [10"]	26	395	350	22	12	M20	24	1	449,14
421300010		300 - [12"]	26	445	400	22	12	M20	31	1	646,16
421350010		350 - [14"]	26	505	460	22	16	M20	40	1	845,69
421400010	PN10	400 - [16"]	26	565	515	26	16	M24	50	1	1220,28
421450010		450 - [18"]	28	615	565	26	20	M24	63	1	1640,50
421500010		500 - [20"]	28	670	620	26	20	M24	75	1	1778,41



422

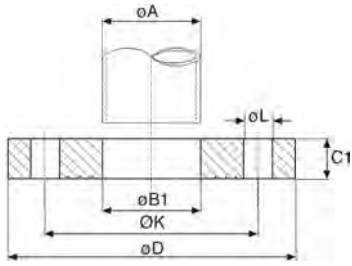
FLANGIA CIECA

- BLIND FLANGE
- BLINDFLANSCH
- BRIDE PLEINE
- BRIDA CIEGA

MATERIAL: P250GH / C22.8
NORM: EN 1092-1-05 tipo/type "A"

PN 16

CODE	PN	DN	Flange				Bolts		kg	Bag	€
			C4 mm	D mm	K mm	L mm	Nº	Thr.			
422015016	PN10=16=25=40	15 - (1/2")	16	95	65	14	4	M 12	0,8	1	19,39
422020016		20 - (3/4")	18	105	75	14	4	M 12	1,1	1	20,12
422025016		25 - (1")	18	115	85	14	4	M 12	1,4	1	21,57
422032016		32 - (1 1/4")	18	140	100	18	4	M 16	2	1	29,12
422040016	PN10=16	40 - (1 1/2")	18	150	110	18	4	M 16	2,4	1	33,17
422050016		50 - (2")	18	165	125	18	4	M 16	2,9	1	44,49
422065016		65 - (2 1/2")	18	185	145	18	8	M 16	3,7	1	55,58
422080016		80 - (3")	20	200	160	18	8	M 16	4,6	1	69,87
422100016		100 - (4")	20	220	180	18	8	M 16	5,7	1	87,26
422125016		125 - (5")	22	250	210	18	8	M 16	8,1	1	121,52
422150016		150 - (6")	22	285	240	22	8	M 20	10,5	1	173,52
422200016		200 - (8")	24	340	295	22	12	M 20	16,5	1	302,74
422250016		250 - (10")	26	405	355	26	12	M 24	25	1	457,89
422300016		300 - (12")	28	460	410	26	12	M 24	35	1	661,68
422350016	PN16	350 - (14")	30	520	470	26	16	M 24	48	1	962,45
422400016		400 - (16")	32	580	525	30	16	M 27	63,5	1	1274,80
422450016		450 - (18")	40	640	585	30	20	M 27	96,5	1	on demand
422500016		500 - (20")	44	715	650	33	20	M 30	133	1	on demand



410/I IMPORT

FLANGIA PIANA

- PLATE FLANGE
- GLATTE FLANSCH
- BRIDE PLATE
- BRIDA PLANA

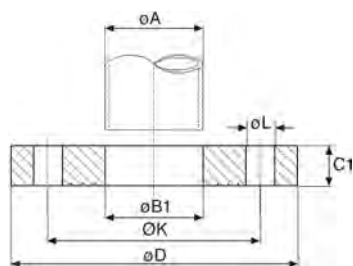
MATERIAL: S 235 JR (R.St. 37.2)
Fino ad esaurimento scorte
Available while supplies last

P 245 GH
Nuovo materiale - New material
EN 1092-1-01 tipo/type "A"

PN 6

NORM:

CODE	Pipe		Flange					Bolts		kg	€	
	DN	A mm	B1 mm	D mm	C1 mm	K mm	L mm	N°	Thr.			
410025006I	25 - [1"]	33,7	34,5	100	14	75	11	4	M 10	0,72	1	10,15
410032006I	32 - [1"1/4]	42,4	43,5	120	16	90	14	4	M 12	1,16	1	14,41
410040006I	40 - [1"1/2]	48,3	49,5	130	16	100	14	4	M 12	1,35	1	21,76
410050006I	50 - [2"]	60,3	61,5	140	16	110	14	4	M 12	1,48	1	22,46
410065006I	65 - [2"1/2]	76,1	77,5	160	16	130	14	4	M 12	1,86	1	28,83
410080006I	80 - [3"]	88,9	90,5	190	18	150	18	4	M 16	2,95	1	43,19
410100006I	100 - [4"]	114,3	116	210	18	170	18	4	M 16	3,26	1	50,54
410125006I	125 - [5"]	139,7	141,5	240	20	200	18	8	M 16	4,31	1	64,94
410150006I	150 - [6"]	168,3	170,5	265	20	225	18	8	M 16	4,76	1	72,11
410200006I	200 - [8"]	219,1	221,5	320	22	280	18	8	M 16	6,88	1	107,82
410250006I	250 - [10"]	273	276,5	375	24	335	18	12	M 16	8,92	1	138,80
410300006I	300 - [12"]	323,9	327,5	440	24	395	22	12	M 20	11,9	1	185,10



411/I IMPORT

R 30 31

FLANGIA PIANA

- PLATE FLANGE
- GLATTE FLANSCH
- BRIDE PLATE
- BRIDA PLANA

MATERIAL: S 235 JR (R.St. 37.2)
Fino ad esaurimento scorte
Available while supplies last

P 245 GH
Nuovo materiale - New material
EN 1092-1-01 tipo/type "A"

PN 10

NORM:

CODE	PN	Pipe		Flange					Bolts		kg	€	
		DN	A mm	B1 mm	D mm	C1 mm	K mm	L mm	N°	Thr.			
411015010I	PN10=16=25=40	15 - [1/2"]	21,3	22	95	14	65	14	4	M 12	0,67	1	13,55
411020010I		20 - [3/4"]	26,9	27,5	105	16	75	14	4	M 12	0,94	1	16,85
411025010I		25 - [1"]	33,7	34,5	115	16	85	14	4	M 12	1,11	1	17,52
411032010I		32 - [1"1/4"]	42,4	43,5	140	18	100	18	4	M 16	1,82	1	30,79
411040010I		40 - [1"1/2"]	48,3	49,5	150	18	110	18	4	M 16	2,08	1	31,75
411050010I	PN10=16	50 - [2"]	60,3	61,5	165	20	125	18	4	M 16	2,73	1	38,65
411065010I		65 - [2"1/2"]	76,1	77,5	185	20	145	18	8	M 16	3,16	1	46,19
412080016I		80 - [3"]	88,9	90,5	200	20	160	18	8	M 16	3,6	1	51,70
411100010I		100 - [4"]	114,3	116	220	22	180	18	8	M 16	4,39	1	65,15
411125010I		125 - [5"]	139,7	141,5	250	22	210	18	8	M 16	5,41	1	82,76
411150010I	PN10	150 - [6"]	168,3	170,5	285	24	240	22	8	M 20	7,14	1	102,33
411200010I		200 - [8"]	219,1	221,5	340	24	295	22	8	M 20	9,27	1	146,84
411250010I		250 - [10"]	273	276,5	395	26	350	22	12	M 20	11,8	1	180,90
411300010I		300 - [12"]	323,9	327,5	445	26	400	22	12	M 20	13,6	1	219,11
411350010I		350 - [14"]	355,6	359,5	505	28	460	22	16	M 20	21,8	1	330,34



411/I - 412/I IMPORT

FLANGIA PIANA

- PLATE FLANGE
- GLATTE FLANSCH
- BRIDE PLATE
- BRIDA PLANA

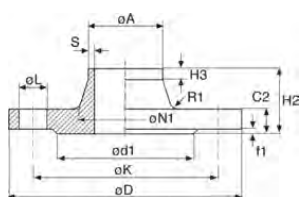
MATERIAL: S 235 JR (R.St. 37.2)
Fino ad esaurimento scorte
Available while supplies last

P 245 GH
Nuovo materiale - New material
EN 1092-1-01 tipo/type "A"

PN 16

NORM:

CODE	PN	Pipe		Flange					Bolts		kg	€	
		DN	A mm	B1 mm	D mm	C1 mm	K mm	L mm	N°	Thr.			
411015010I	PN10=16=25=40	15 - (1/2")	21,3	22	95	14	65	14	4	M12	0,67	1	13,55
411020010I		20 - (3/4")	26,9	27,5	105	16	75	14	4	M12	0,94	1	16,85
411025010I		25 - (1")	33,7	34,5	115	16	85	14	4	M12	1,11	1	17,52
411032010I		32 - (1 1/4")	42,4	43,5	140	18	100	18	4	M16	1,82	1	30,79
411040010I		40 - (1 1/2")	48,3	49,5	150	18	110	18	4	M16	2,08	1	31,75
411050010I	PN10=16	50 - (2")	60,3	61,5	165	20	125	18	4	M16	2,73	1	38,65
411065010I		65 - (2 1/2")	76,1	77,5	185	20	145	18	8	M16	3,16	1	46,19
412080016I		80 - (3")	88,9	90,5	200	20	160	18	8	M16	3,6	1	51,70
411100010I		100 - (4")	114,3	116	220	22	180	18	8	M16	4,39	1	65,15
411125010I		125 - (5")	139,7	141,5	250	22	210	18	8	M16	5,41	1	82,76
411150010I	PN16	150 - (6")	168,3	170,5	285	24	240	22	8	M20	7,14	1	102,33
412200016I		200 - (8")	219,1	221,5	340	26	295	22	12	M20	9,73	1	148,22
412250016I		250 - (10")	273	276,5	405	29	355	26	12	M24	14,2	1	211,90
412300016I		300 - (12")	323,9	327,5	460	32	410	26	12	M24	19,0	1	299,81
412350016I		350 - (14")	355,6	359	520	35	470	26	16	M24	28,2	1	432,08



414/415 IMPORT

R 30 31

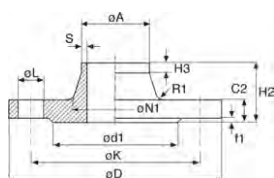
FLANGIA A COLLARINO

- WELDING NECK FLANGE
- VORSCHWEISS-FLANSCH
- BRIDE COLLERETTE
- BRIDA CUELLO

PN 10

MATERIAL: P250GH / C22.8
NORM: EN 1092-1-II tipo/type "B1"

CODE	PN	Pipe		Flange										Bolts		kg	kg	€	
		DN	A mm	D mm	C2 mm	H2 mm	N1 mm	S mm	R1 mm	H3 mm	d1 mm	K mm	f1 mm	L mm	N°				Thr.
4150250161	PN10=40	25 - (1")	33,7	115	18	40	46	2,6	4	6	68	85	2	14	4	M12	1,3	1	28,02
4150320161		32 - (1 1/4")	42,4	140	18	42	56	2,6	6	6	78	100	2	18	4	M16	1,91	1	34,40
4150400161		40 - (1 1/2")	48,3	150	18	45	64	2,6	6	7	88	110	3	18	4	M16	2,15	1	34,75
4150500161	PN10=16	50 - (2")	60,3	165	18	45	74	2,9	6	8	102	125	3	18	4	M16	2,53	1	38,03
4150650161		65 - (2 1/2")	76,1	185	18	45	92	2,9	6	10	122	145	3	18	8	M16	3,03	1	45,54
4150800161		80 - (3")	88,9	200	20	50	105	3,2	6	10	138	160	3	18	8	M16	3,92	1	58,93
4151000161		100 - (4")	114,3	220	20	52	131	3,6	8	12	158	180	3	18	8	M16	4,62	1	72,61
4151250161		125 - (5")	139,7	250	22	55	156	4	8	12	188	210	3	18	8	M16	6,3	1	98,99
4151500161	PN10	150 - (6")	168,3	285	22	55	184	4,5	10	12	212	240	3	22	8	M20	7,75	1	122,73
4142000101		200 - (8")	219,1	340	24	62	234	6,3	10	16	268	295	3	22	8	M20	11,3	1	182,30
4142500101		250 - (10")	273	395	26	68	292	6,3	12	16	320	350	3	22	12	M20	15,8	1	248,30
4143000101		300 - (12")	323,9	445	26	68	342	7,1	12	16	370	400	4	22	12	M20	18,3	1	287,54



415 IMPORT

R 30 31

FLANGIA A COLLARINO

- WELDING NECK FLANGE
- VORSCHWEISS-FLANSCH
- BRIDE COLLERETTE
- BRIDA CUELLO

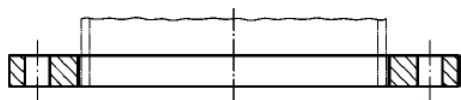
PN 16

MATERIAL: P250GH / C22.8
NORM: EN 1092-1-II tipo/type "B1"

CODE	PN	Pipe		Flange										Bolts		kg	kg	€	
		DN	A mm	D mm	C2 mm	H2 mm	N1 mm	S mm	R1 mm	H3 mm	d1 mm	K mm	f1 mm	L mm	N°				Thr.
4150250161	PN10=40	25 - (1")	33,7	115	18	40	46	2,6	4	6	68	85	2	14	4	M12	1,3	1	28,02
4150320161		32 - (1 1/4")	42,4	140	18	42	56	2,6	6	6	78	100	2	18	4	M16	1,91	1	34,40
4150400161		40 - (1 1/2")	48,3	150	18	45	64	2,6	6	7	88	110	3	18	4	M16	2,15	1	34,75
4150500161	PN10=16	50 - (2")	60,3	165	18	45	74	2,9	6	8	102	125	3	18	4	M16	2,53	1	38,03
4150650161		65 - (2 1/2")	76,1	185	18	45	92	2,9	6	10	122	145	3	18	8	M16	3,03	1	45,54
4150800161		80 - (3")	88,9	200	20	50	105	3,2	6	10	138	160	3	18	8	M16	3,92	1	58,93
4151000161		100 - (4")	114,3	220	20	52	131	3,6	8	12	158	180	3	18	8	M16	4,62	1	72,61
4151250161		125 - (5")	139,7	250	22	55	156	4	8	12	188	210	3	18	8	M16	6,3	1	98,99
4151500161	PN16	150 - (6")	168,3	285	22	55	184	4,5	10	12	212	240	3	22	8	M20	7,75	1	122,73
4152000161		200 - (8")	219,1	340	24	62	235	6,3	10	16	268	295	3	22	12	M20	11,2	1	184,14
4152500161		250 - (10")	273	405	26	70	292	6,3	12	16	320	355	3	26	12	M24	16,7	1	262,41
4153000161		300 - (12")	323,9	460	28	78	344	7,1	12	16	378	410	4	26	12	M24	22,1	1	347,25

FOCUS ON

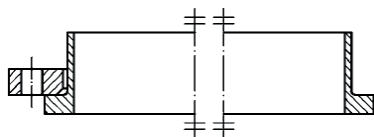
TIPI DI FLANGE / FLANGE TYPES - NORMA / NORM EN 1092-1



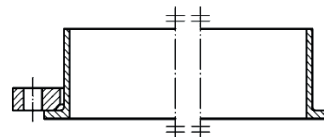
Type 01: Flangia a piastra (piana) da saldare
Plate flange for welding



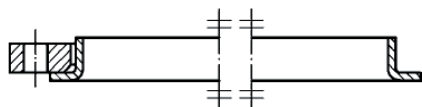
Type 02: Flangia libera piana con collarino a saldare o con estremità tubo a sovrapposizione
Loose plate flange with weld-on collar or lapped pipe end



Type 02: Flangia libera piana con colletto ad anello a saldare
Loose plate flange with weld ring neck



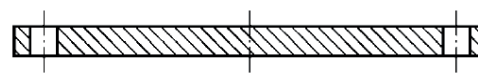
Type 02: Flangia libera piana con anello stampato a collo lungo
Loose plate flange with pressed collar with long neck



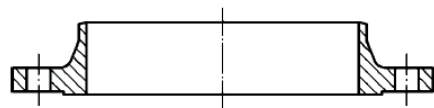
Type 02: Flangia libera piana con collarino stampato
Loose plate flange with pressed collar



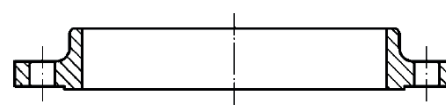
Type 04: Flangia a piastra mobile con colletto a saldare su collare
Loose plate flange with weld-neck collar



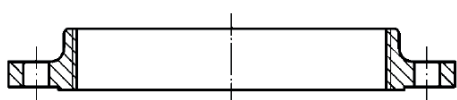
Type 05: Flangia cieca / *Blind flange*



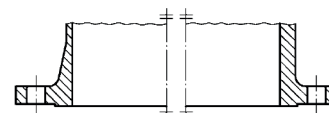
Type 11: Flangia a collarino da saldare / *Weld-neck flange*



Type 12: Flangia con collare e manicotto, da saldare
Hubbed slip-on flange for welding



Type 13: Flangia con manicotto filettato
Hubbed threaded flange



Type 21: Flangia monoblocco / *Integral flange*

TIPI DI SEDE FLANGE / FLANGE FACING TYPES - NORMA / NORM EN 1092-1



Tipo / type A
Superficie di tenuta piatta
Flat face



Tipo / type B
Tenuta a gradino (B1 e B2)
Raised face (B1 and B2)



Tipo / type C
A linguetta
Tongue



Tipo / type D
A scanalatura
Groove



Tipo / type E
A imboccatura
Spigot



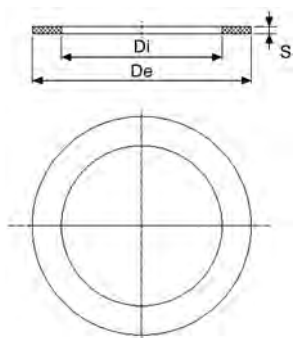
Tipo / type F
Incassata
Recess



Tipo / type G
A imboccatura con anello toroidale
O-ring spigot



Tipo / type H
A scanalatura con anello toroidale
O-ring groove





434/PN 6

GUARNIZIONE ECOLOGICA PER FLANGE

- GASKET FOR FLANGE
- FLANSCHDICHTUNG
- JOINT POUR BRIDE
- JUNTA ECOLÓGICA PARA BRIDA

MATERIAL: Sesalit Eco
NORM: EN 1092-1

PN 6

CODE	DN	De mm	Di mm	S mm			€
434015006	15 - [1/2"]	44	20	2	4	10	0,76
434020006	20 - [3/4"]	54	25	2	6	10	1,11
434025006	25 - [1"]	64	30	2	9	10	1,55
434032006	32 - [1 1/4"]	75	38	2	11	10	2,08
434040006	40 - [1 1/2"]	85	45	2	14	10	2,71
434050006	50 - [2"]	95	57	2	15	10	4,14
434065006	65 - [2 1/2"]	115	76	2	19	10	5,69
434080006	80 - [3"]	132	89	2	26	10	6,74
434100006	100 - [4"]	152	108	2	29	10	7,98
434125006	125 - [5"]	182	133	2	41	10	11,09
434150006	150 - [6"]	207	160	2	38	10	12,63
434200006	200 - [8"]	262	218	2	58	10	19,70
434250006	250 - [10"]	317	273	2	78	10	26,24
434300006	300 - [12"]	373	318	2	113	10	28,35

Sesalit ECO: fibre organiche e sintetiche legate con gomma NBR/SBR esente amianto

IMPIEGHI: Acqua calda e fredda, olii vegetali ed animali, aria, alcuni carburanti (no GAS)

LIMITI DI TEMPERATURA ORIENTATIVI

Temperatura massima per brevi esposizioni: 180°-200° C

Temperatura massima di esercizio continuo per fluidi non aggressivi: 140° C

Temperatura massima di esercizio continuo con vapore: 110° C

OMOLOGAZIONI: acqua potabile WRAS n° 1605525

Sesalit ECO: organic and synthetic fibers bonded with NBR/SBR asbestos-free

USES: hot and cold water, vegetable and animal oils, air, some fuels (no GAS)

GUIDELINE TEMPERATURE LIMITS

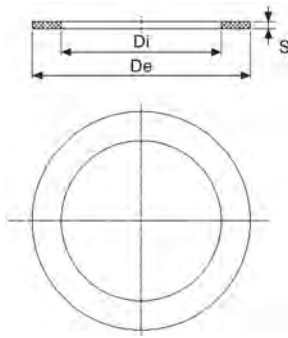
Maximum temperature for short exposure: 180°-200° C

Maximum operating temperature for continuous non-aggressive fluids: 140° C

Maximum temperature for continuous operation with steam: 110° C

APPROVAL: potable water WRAS n° 1605525



R 30 30

**434/PN 10/16****GUARNIZIONE ECOLOGICA PER FLANGE**

- GASKET FOR FLANGE
- FLANSCHDICHTUNG
- JOINT POUR BRIDE
- JUNTA ECOLÓGICA PARA BRIDA

MATERIAL: Sesalit Eco
NORM: EN 1092-1

**PN
10/16**

CODE	DN	De mm	Di mm	S mm			€
434015000	15 - (1/2")	50	20	2	6	10	0,76
434020000	20 - (3/4")	60	25	2	8	10	1,09
434025000	25 - (1")	70	30	2	10	10	1,54
434032000	32 - (1 1/4")	82	38	2	14	10	2,08
434040000	40 - (1 1/2")	92	45	2	17	10	2,71
434050000	50 - (2")	108	57	2	22	10	4,09
434065000	65 - (2 1/2")	127	76	2	27	10	5,65
434080000	80 - (3")	142	89	2	30	10	6,68
434100000	100 - (4")	162	108	2	38	10	7,67
434125000	125 - (5")	192	140	2	44	10	10,78
434150000	150 - (6")	218	169	2	55	10	12,30
434200000	200 - (8")	273	218	2	71	10	19,04
434250000	250 - (10")	328	273	2	91	10	25,58
434300000	300 - (12")	378	318	2	137	10	27,78
434350000	350 - (14")	438	368	2	162	10	37,76
434400000	400 - (16")	490	420	2	180	10	47,15

Sesalit ECO: fibre organiche e sintetiche legate con gomma NBR/SBR esente amianto

IMPIEGHI: Acqua calda e fredda, olii vegetali ed animali, aria, alcuni carburanti (no GAS)

LIMITI DI TEMPERATURA ORIENTATIVI

Temperatura massima per brevi esposizioni: 180°-200° C

Temperatura massima di esercizio continuo per fluidi non aggressivi: 140° C

Temperatura massima di esercizio continuo con vapore: 110° C

OMOLOGAZIONI: acqua potabile WRAS n° 1605525

Sesalit ECO: organic and synthetic fibers bonded with NBR/SBR asbestos-free

USES: hot and cold water, vegetable and animal oils, air, some fuels (no GAS)

GUIDELINE TEMPERATURE LIMITS

Maximum temperature for short exposure: 180°-200° C

Maximum operating temperature for continuous non-aggressive fluids: 140° C

Maximum temperature for continuous operation with steam: 110° C




APPROVAL: potable water WRAS n° 1605525



435/000

BULLONE E DADO ZINCATI PER FLANGIA

- GALVANISED HEXAGONAL BOLT AND NUT FOR FLANGE
- SCHRAUBEN UND MUTTEN VERZINKT FUER FLANSCH
- BOULON D'ASSEMBLAGE GALVANISÉ À TÊTE HEXAGONALE POUR BRIDE
- TORNILLO Y TUERCA PARA BRIDA

CODE	Measure	 g			€
435012000	M 12 x 50 + dado / nut M 12	70	4	80*	2,60
435016000	M 16 x 65 + dado / nut M 16	154	4	40*	5,30
435016080	M 16 x 80 + dado / nut M 16	197	4*	24	5,69
435016090	M 16 x 90 + dado / nut M 16	212	4*	24	6,20
435016095	M 16 x 95 + dado / nut M 16	220	4*	24	9,50
435016100	M 16 x 100 + dado / nut M 16	228	4*	24	6,74
435016110	M 16 x 110 + dado / nut M 16	243	4*	24	7,29
435016120	M 16 x 120 + dado / nut M 16	259	4*	24	7,90
435016130	M 16 x 130 + dado / nut M 16	273	4*	24	9,86
435016140	M 16 x 140 + dado / nut M 16	288	4*	24	11,90
435020000	M 20 x 80 + dado / nut M 20	300	4	24*	9,53
435020100	M 20 x 100 + dado / nut M 24	374	4*	24	11,80
435020110	M 20 x 110 + dado / nut M 24	398	4*	24	15,15
435020150	M 20 x 150 + dado / nut M 24	493	4*	24	22,03
435020160	M 20 x 160 + dado / nut M 24	517	4*	24	24,72
435024000	M 24 x 100 + dado / nut M 24	610	4	24*	17,93

[*] unità minima di vendita / minimum selling quantity

FOCUS ON 

BULLONI PER FLANGE / BOLTS AND NUTS FOR FLANGES

DN	DN inch	PN6		PN10		PN16		PN25		PN40	
		viti	N° pezzi	viti	N° pezzi	viti	N° pezzi	viti	N° pezzi	viti	N° pezzi
15	1/2"	M10x45	4	M12x50	4	M12x50	4	M12x50	4	M12x50	4
20	3/4"	M10x45	4	M12x50	4	M12x50	4	M12x50	4	M12x50	4
25	1"	M10x45	4	M12x50	4	M12x50	4	M12x50	4	M12x50	4
32	1" 1/4	M12x50	4	M16x65	4	M16x65	4	M16x65	4	M16x65	4
40	1" 1/2	M12x50	4	M16x65	4	M16x65	4	M16x65	4	M16x65	4
50	2"	M12x50	4	M16x65	4	M16x65	4	M16x65	4	M16x65	4
65	2" 1/2	M12x50	4	M16x65	8	M16x65	8	M16x65	8	M16x65	8
80	3"	M16x65	4	M16x65	8	M16x65	8	M16x65	8	M16x65	8
100	4"	M16x65	4	M16x65	8	M16x65	8	M20x80	8	M20x80	8
125	5"	M16x65	8	M16x65	8	M16x65	8	M24x100	8	M24x100	8
150	6"	M16x65	8	M20x80	8	M20x80	8	M24x100	8	M24x100	8
200	8"	M16x65	8	M20x80	8	M20x80	12	M24x100	12	M27x100	12

NOTE



M10x45 – M27x100 = Non presenti in assortimento / Absent on product range.



224

NASTRO PTFE SPESSORE 0,075 MM

- PTFE TAPE
- TEFLONBAND
- ROULEAU DE TEFLON
- CINTA DE TEFLON

CODE	Measure	Thickness mm			€
224102010	Ø 1/2" x 10 m	0,075	10	200	0,81
224102012	Ø 1/2" x 12 m	0,075	10	200	0,89
224304012	Ø 3/4" x 12 m	0,075	14	100	1,62
224304050	Ø 3/4" x 50 m	0,075	42	50	6,02
224100050	Ø 1" x 50 m	0,075	68	50	7,64

Tolleranze dimensionali: lunghezza +/- 5% larghezza +/- 0,5 mm spessore +/- 0,015 mm densità +/- 5%
Temperatura di utilizzo: da -40° a 260° C Stabilità: fino alla temperatura di 260° C



Dimensional tolerances: length +/- 5% width +/- 0,5 mm +/- 0,015 mm thickness Density +/- 5%
Temperature range: from -40° to 260° C Stability: up to 260° C



224 GAS

NASTRO PTFE GAS SPESSORE 0,2 MM

- PTFE GAS TAPE
- TEFLONBAND GAS
- ROULEAU DE TEFLON GAS
- CINTA DE TEFLON GAS

CODE	Measure	Thickness mm			€
224102200	Ø 1/2" x 12 m	0,2	26	100	3,70

TOLLERANZE DIMENSIONALI: lunghezza +/- 5% larghezza +/- 0,5 mm spessore +/- 0,015 mm densità +/- 5%
TEMPERATURA DI UTILIZZO: da -40° a 260° C Stabilità: fino alla temperatura di 260° C

DIMENSIONAL TOLERANCES: length +/- 5% width +/- 0,5 mm +/- 0,015 mm thickness Density +/- 5%
TEMPERATURE RANGE: from -40° to 260° C Stability: up to 260° C



224 GAS 15

NASTRO PTFE GAS SPESSORE 0,2 MM

- PTFE GAS TAPE
- TEFLONBAND GAS
- ROULEAU DE TEFLON GAS
- CINTA DE TEFLON GAS

CODE	Measure	Thickness mm			€
224304201	Ø 3/4" x 15 m	0,2	48	10	6,01

TOLLERANZE DIMENSIONALI: lunghezza +/- 5% larghezza +/- 0,5 mm spessore +/- 0,015 mm densità +/- 5%
TEMPERATURA DI UTILIZZO: da -40° a 260° C Stabilità: fino alla temperatura di 260° C



DIMENSIONAL TOLERANCES: length +/- 5% width +/- 0,5 mm +/- 0,015 mm thickness Density +/- 5%
TEMPERATURE RANGE: from -40° to 260° C Stability: up to 260° C



227

CANAPA EXTRA FINE BIANCA

- HEMP
- HANF
- FILASSE
- CAÑAMO

CODE	Description			€/Kg
227000000	Balla da 50 Kg - Bale of 50 Kg	50	1	31,60
227100000	Imballo in sacchetti da 1 kg - Bag of 1 Kg	5	1	42,66
227250000	Imballo in sacchetti da 250 gr - Bag of 250 gr	5	1	45,37

La canapa è un prodotto naturale e non sono presenti materie chimiche nel processo di produzione e trattamento.

Fasi di produzione: dopo la coltivazione del lino, viene macerato e diviene lino gramolato che, attraverso la macchina pettinatrice, viene manualmente trasformato in canapa senza alcuna aggiunta chimica.

Hemp its a natural product and there is not chemical materials in the process of the production and treatment.



Production steps: after cultivation flax is macerated, becoming rippled flax, which through the hacking machine is manually transformed into hemp without addition of chemical materials.



228

PASTA VERDE

- GREEN PASTE
- GRÜNE PASTE
- PATE VERTE
- PASTA VERDE

CODE	Description			€
228000000	Pasta verde - green paste	474	30	4,98
228000001	Pasta verde per gas - Green paste for gas	474	30	7,05

IMPIEGHI

Mastice in pasta per la sigillatura di giunti e raccordi filettati delle condotte di acqua fredda e calda, gas, aria. Non indicato per GPL. Mastice di elevata qualità da usare con canapa non è tossico, non secca, durevolmente morbido, ottima aderenza su filettature bagnate e unte, giunzioni svitabili in ogni momento.

Temperatura utilizzo: -20°C ÷ 70°C Gas -20°C ÷ 90°C Acqua

MODALITA' DI APPLICAZIONE

1. Rimuovere olio, grasso, sporco e oli da taglio residui dalle filettature.
2. Applicare la canapa sulla filettatura di un tubo avvolgendola secondo il senso di avvitamento.
3. Stendere un velo di pasta col dito, spalmandola sempre nel senso della filettatura e facendo in modo che essa incorpori la canapa e la mantenga senza sfilacciature.

Il suo compito è quello di creare, insieme alla canapa, durante l'avvitatura del tubo, una barriera sigillante contro le fughe di acqua o del fluido che è destinato a scorrere nel tubo. Il tutto preservando i raccordi dalla ruggine, dall'invecchiamento, rendendoli facilmente smontabili.

APPLICATIONS

Mastic paste for sealing joints and threaded connections of cold and hot water pipes, gas, air. Not suitable for LPG. Mastic of high quality to be used with hems is non-toxic, non-drying, permanently soft, good grip on wet and greasy thread, joints unscrewed at any time.

Temperature: -20°C ÷ 70°C Gas -20°C ÷ 90°C water

IMPLEMENTING RULES

1. Remove oil, grease, dirt and oils and cutting debris from the threads.
2. Apply the hemp on the tube thread by wrapping it along the direction of screwing.
3. Spread a thin layer of dough with a finger, spalmandola always in the direction of the thread, and making sure that it incorporates hemp and keep lint. Its use is to create, together with hemp, during tightening of the tube, a barrier sealant against leaks of water or fluid that cross into the tube. All to save the fittings from rusting, aging, making them easily removable.





229

SIGILLANTE ANAEROBICO

- ANAEROBIC ADHESIVE
- ANAEROBE DICHTUNG
- SCELLAGE D'ÉTANCHEITÉ
- SELLANTE ANAEROBICO

NOTE: Omologazione DVGW GAS

CODE	Quantity	 g		€
229000050	50 ml	74	10	13,61
229000100	100 ml	128	10	17,54

DESCRIZIONE DEL PRODOTTO

Selon 616 è un prodotto anaerobico monocomponente adatto alla sigillatura di parti filettate e piane in impianti civili ed industriali di acqua, aria, gas, gasolio, GPL, ecc. il prodotto è conforme alla norma DIN EN 751-1. Può essere impiegato su raccordi fino a 2' con filettature a norma. Il prodotto polimerizza spontaneamente quando si trova in assenza d'aria all'interno di superfici metalliche. SIGILLANTE DI MEDIA RESISTENZA. MOLTISSIME AREE DI UTILIZZO; ARIA, GAS, ACQUA. RAPIDO ANCHE ALLE BASSE TEMPERATURE. **OMOLOGATO PER GAS DVGW - CERTIFICAZIONE NR NG-5146BM0328**

CARATTERISTICHE DEL PRODOTTO LIQUIDO

NATURA: Resina metacrilica anaerobica
 COLORE: Blu
 VISCOSITA' 25°C: 30.000-60.000 mPa.s
 PESO SPECIFICO (g/ml): 1,07
 INFIAMMABILITÀ: >100°C
 Conservazione del prodotto: Luogo fresco e asciutto
 Stabilità a magazzino: 16 mesi a temperatura +5°C e +28°C.

PRESTAZIONI DEL PRODOTTO POLIMERIZZATO

Velocità di reazione - blocco alla mano: 10-15 minuti
 Coppia di svitamento Iniziale ISO-10964: 20-28 N.m
 Coppia di svitamento Residua ISO-10964: 10-15 N.m
 Indurimento funzionale: 3-6 ore
 Indurimento finale: 12-24 ore
 Temperatura di esercizio: -50 °C +150 °C
 Gioco max diametrale: 0,30 mm

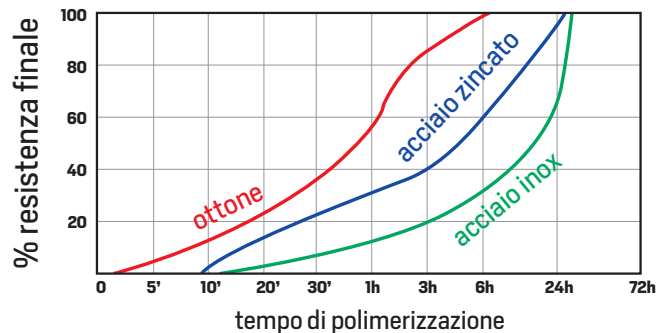
INFORMAZIONI SULLA POLIMERIZZAZIONE

La velocità di polimerizzazione è influenzata da due fattori principali: natura dei materiali, temperatura alla quale avviene la reazione. Il grafico seguente dimostra il comportamento del prodotto su alcuni tipi di metallo. Le prove sono state condotte utilizzando viti M10 e valutate secondo le norme ISO 10964. La temperatura ambientale influenza la velocità di reazione. La temperatura ideale di polimerizzazione è compresa tra 20°C e i 25°C. Temperature comprese tra i 5°C e i 20°C rallentano la reazione, temperature superiori la velocizzano.

RESISTENZA AI PRODOTTI CHIMICI

Metodo di prova ISO 10964 (testato a 22°C).
 Coppia di svitamento % valutata dopo immersione.

	T °C	100 h	500 h	1000 h
Acqua/Glicole	85	110	110	105
Liquido per freni	22	100	100	100
Olio motore	125	105	110	110
Acetone	22	105	100	105
Benzina	22	105	105	105



ISTRUZIONI PER UN CORRETTO UTILIZZO

Questo prodotto non è adatto per accoppiamenti metallo-plastica e in circuiti d'ossigeno nonché per la sigillatura di impianti con prodotti basici o acidi fortemente ossidanti. Utilizzare su filettature metalliche a norma pulite e sgrassate. Applicare il prodotto sui primi giri di filetto maschio e mezzo giro sulla femmina. E' fondamentale serrare a fondo. Una chiusura blanda e superficiale può causare perdite nel tempo. Non aprire ne orientare i giunti dopo il serraggio. Prima di mettere in funzione l'impianto attendere 24 ore per consentire la completa polimerizzazione del sigillante. In caso di montaggio in serie si consiglia di bloccare con un giratubi la giunzione precedente onde evitare la rottura del film in fase di formazione. Su superfici metalliche passivate utilizzare il prodotto in combinazione all'attivatore SELON 7300. Consultare la scheda di sicurezza prima dell'uso.

INFORMAZIONI GENERALI

I dati contenuti in questo documento sono forniti a titolo informativo ma non costituiscono specifica di fornitura anche se sono considerati affidabili in quanto prodotti nei nostri laboratori. Non possiamo assumerci la responsabilità di risultati ottenuti da terzi dove i metodi di lavoro non sono sotto il nostro diretto controllo. È responsabilità dell'utilizzatore verificare la validità delle caratteristiche del prodotto in relazione alle sue necessità produttive e di adottare tutte le necessarie misure per la protezione delle persone e delle cose dalle situazioni che si possono verificare con la messa in opera del prodotto.

PRODUCT DESCRIPTION

SELON 616 is an anaerobic single component product suitable to seal metal threaded joints in according to din standard up to 2' against water, compressed air, gas, gasoline, GPL, in private and industrial plants. The product cures spontaneously and rapidly when confined in absence of air between close metal surfaces. SELON 616 complies with EN 751-1 for gas and hot water approved. Tixotropic product with middle mechanical strength for lock and seal threaded metal parts and smooth pairings.

APPROVED FOR GAS BY DVGW (GERMANY) EN751-1. APPROVAL NR NG 5146BSM0328

PROPERTIES OF UNCURED MATERIAL

NATURE: Methacrylic Anaerobic Resin

COLOR: Blue

VISCOSITY 25°C: 30.000-60.000 mPa.s

SPECIFIC GRAVITY (g/ml): 1,07

FLASH POINT: >100°C

PRODUCT STORAGE: Cool and dry place

SHELF LIFE: 16 months at temperature +5 °C to +28 °C.

FEATURES OF CURED PRODUCT

HANDLING CURE TIME 10-15 minutes

BREAKAWAY TORQUE ISO-10964: 15-20 N.m

PREVAILING TORQUE ISO-10964: 10-15 N.m

FUNCTIONAL CURE TIME: 3-6 hours

FULL CURE TIME: 12-24 hours

TEMPERATURE RANGE: -50°C +150°C

MAX GAP FILL: 0,30 mm

POLIMERIZATION INFORMATIONS

Curing time depend on main factors: kind of metals and gap fill dimension.

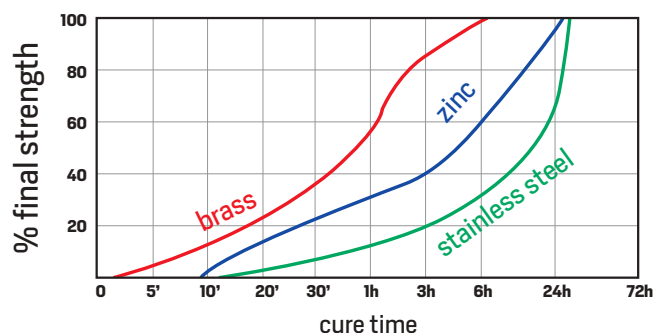
The graph below shows the strength developed with time on some kind of metal. The different materials have been tested according to ISO 10964. The right temperature range of cure is from +20°C to +25°C. Low temperature from +5°C to +20°C increase curing time, higher temperature reduce polymerization time.

CHEMICAL RESISTANCE

Test method ISO 10964 (tested at 22°C)

Breakaway torque % after immersion.

	T °C	100 h	500 h	1000 h
Water/Glycol	85	110	110	105
Brake Fluid	22	100	100	100
Motor Oil	125	105	110	110
Acetone	22	105	100	105
Gasoline	22	105	105	105



INSTRUCTION FOR USE

This product is not suitable for metal-plastic couplings and oxygen facilities as well as for the sealing of basic products or systems with strong oxidizing acids. Use only on standard metal threads. Surface must be clean and free of grease. Apply product to fill completely the gap (male and female parts), assemble parts and shut completely. A bland or superficial closure may cause leaks over time. Don't after tightening. Before operating the system to wait 24 hours to allow complete curing time of Selon sealant. In the case of series, locking the joint with a pipe wrench to avoid breaking the previous film in its formative stages. In case of passive surfaces and/or low temperature a fast cure can be obtained using Selon 7300 activator. Consult the MSDS before use.

GENERAL INFORMATION

The data contained in this document are provided for information purposes but are not specific supply even if they are considered as reliable products in our laboratories. We can not take responsibility for results obtained by others where the methods of work are not under our direct control. It is your responsibility to verify the validity of the product characteristics in relation to its production needs and to take all necessary measures for the protection of people and things from the situations that may occur with the implementation of the product.



Collari e sistemi di fissaggio

BRACKETS FOR PIPE SUPPORTS AND FIXING SYSTEMS

ROHSCELLEN UND ROHRBEFESTIGUNGEN SYSTEME

COLLIERS DE FIXATION POUR TUBES

ABRAZADERAS Y SISTEMAS DE FIJACIÓN

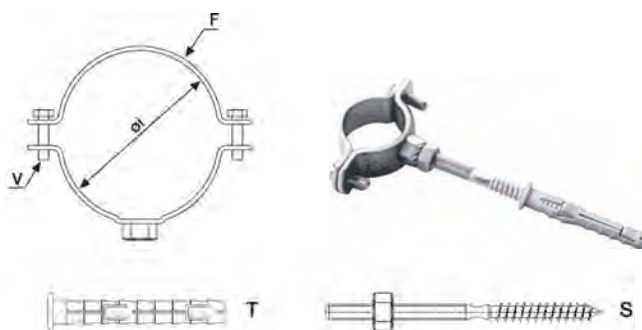
Certificazioni / Certifications



COLLARS AND FIXING SYSTEM

POCC IT.AM05.H05079

Ø 15 – 108 mm



255

Y 20 22

COLLARE FISSAGGIO TUBO CON DADO PUNTATO

- COLLAR FOR PIPE CLAMPING-SPOT WELDED NUT
- SCHELLE FÜR ROHRBEFESTIGUNG MIT PUNKTGESCHWEISSTE MUTTER
- COLLIER DE FIXATION POUR TUBE-ECROU SOUDE PAR POINTS
- ABRAZADERA FIJACIÓN TUBO-TUERCA SOLDADA POR PUNTOS

MATERIAL: St. W 24

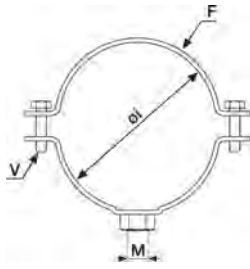
NOTE: dado saldato con puntatura elettrica
spot welded nut

CODE	DN inch	Øi mm	F lg x sp mm	V mm	S mm	T mm					€
255308000	3/8"	16-18	20 x 2,5	M 6 x 20	M 8 x 100	10 x 70	92	2	100*	5600	1,33
255102000	1/2"	20-22	20 x 2,5	M 6 x 20	M 8 x 100	10 x 70	98	2	100*	5600	1,26
255304000	3/4"	25-28	20 x 2,5	M 6 x 20	M 8 x 100	10 x 70	107	2	100*	3600	1,34
255100000	1"	31-35	20 x 2,5	M 6 x 20	M 8 x 100	10 x 70	116	2	50*	2800	1,40
255114000	1 1/4"	39-43	20 x 2,5	M 6 x 20	M 8 x 100	10 x 70	128	2	50*	2800	1,60
255112000	1 1/2"	45-48,5	20 x 2,5	M 6 x 20	M 8 x 100	10 x 70	150	2	50*	2800	1,68
255200000	2"	58-61	20 x 2,5	M 6 x 20	M 8 x 100	10 x 70	156	2	50*	2800	1,91
255212000	2 1/2"	73-76,5	30 x 2,5	M 6 x 20	M 10 x 120	14 x 70	259	2	20*	1920	3,97
255300000	3"	86-89	30 x 2,5	M 6 x 20	M 10 x 120	14 x 70	280	2	20*	1120	4,48
255400000	4"	110-115	30 x 2,5	M 6 x 20	M 10 x 120	14 x 70	328	2	20*	1120	4,95
255500000	5"	139-143	30 x 2,5	M 6 x 20	M 10 x 120	14 x 70	393	2	10*	560	7,80
255600000	6"	166-170	30 x 2,5	M 6 x 20	M 10 x 120	14 x 70	449	2	10*	560	9,17
255800000	8"	217-221	30 x 2,5	M 6 x 20	M 10 x 120	14 x 70	538	2	10*	560	11,53

Vite ferro-legno: M 8 x 100 mm cod. 216008100 - M 10 x 120 mm cod. 216010120 Tassello: 10 x 70 mm cod. 252100700 - 14 x 70 mm cod. 252140700
Bolt-wood screw: M 8 x 100 mm cod. 216008100 - M 10 x 120 mm cod. 216010120 Plug: 10 x 70 mm cod. 252100700 - 14 x 70 mm cod. 252140700

(*) unità minima di vendita / minimum selling quantity

Y 20 22







251

COLLARE FISSAGGIO TUBO SENZA TASSELLO E VITE FERRO-LEGNO, DADO PUNTATO

- COLLAR FOR PIPE CLAMPING WITHOUT DOWEL & WOOD-IRON SCREW
- SCHELLE FÜR ROHRBEFESTIGUNG OHNE DUBEL UND EISEN-HOLZSCHRAUBE
- COLLIER DE FIXATION POUR TUBE SANS CHEVILLE ET VIS FER-BOIS
- ABRAZADERA FIJACIÓN TUBO SIN TACO NI TORNILLO

MATERIAL: St. W 24

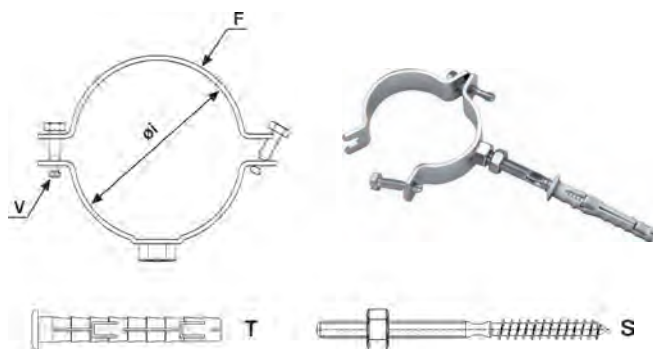
NOTE: dado saldato con puntatura elettrica spot welded nut

CODE	DN inch	Øi mm	F lg x sp mm	V mm	M					€
251308000	3/8"	16-18	20 x 2,5	M 6 x 20	M 8	65	2	100*	5600	1,18
251102000	1/2"	20-22	20 x 2,5	M 6 x 20	M 8	70	2	100*	5600	1,14
251304000	3/4"	25-28	20 x 2,5	M 6 x 20	M 8	80	2	100*	5600	1,16
251100000	1"	31-35	20 x 2,5	M 6 x 20	M 8	90	2	100*	5600	1,19
251114000	1"1/4	39-43	20 x 2,5	M 6 x 20	M 8	84	2	50*	2800	1,34
251112000	1"1/2	45-48,5	20 x 2,5	M 6 x 20	M 8	110	2	50*	2800	1,39
251200000	2"	58-61	20 x 2,5	M 6 x 20	M 8	120	2	50*	2800	1,57
251212000	2"1/2	73-76,5	30 x 2,5	M 6 x 20	M 10	189	2	20*	1920	3,16
251300000	3"	86-89	30 x 2,5	M 6 x 20	M 10	215	2	20*	1120	3,32
251400000	4"	110-115	30 x 2,5	M 6 x 20	M 10	258	2	20*	1120	3,78
251500000	5"	139-143	30 x 2,5	M 6 x 20	M 10	332	2	10*	560	6,91
251600000	6"	166-170	30 x 2,5	M 6 x 20	M 10	379	2	10*	560	8,10
251800000	8"	217-221	30 x 2,5	M 6 x 20	M 10	473	2	10*	560	10,17

Vite ferro-legno: M 8 x 100 mm cod. 216008100 - M 10 x 120 mm cod. 216010120 Tassello: 10 x 70 mm cod. 252100700 - 14 x 70 mm cod. 252140700
 Bolt-wood screw: M 8 x 100 mm cod. 216008100 - M 10 x 120 mm cod. 216010120 Plug: 10 x 70 mm cod. 252100700 - 14 x 70 mm cod. 252140700
 (*) unità minima di vendita / minimum selling quantity

COLLARI / COLLARS PRATI^{KO}

Y 20 21



355

COLLARE CON SGANCIO, DADO PUNTATO

- COLLAR FOR PIPE CLAMPING-SPOT WELDED NUT
- SCHELLE FÜR ROHRBEFESTIGUNGSPUNKTGESCHWEISSTE MUTTER
- COLLIER DE FIXATION POUR TUBE-ECROU SOUDE PAR POINTS
- ABRAZADERA FIJACIÓN TUBO-TUERCA SOLDADA POR PUNTOS

MATERIAL: St. W 24

NOTE: dado saldato con puntatura elettrica
spot welded nut

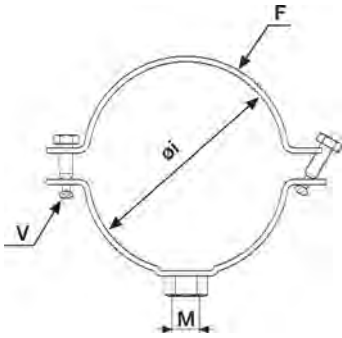
CODE	DN inch	Øi mm	F lg x sp mm	V mm	S mm	T mm					€
355308000	3/8"	16-18	20 x 2,5	M 6 x 20	M 8 x 100	10 x 70	95	2	100*	5600	1,36
355102000	1/2"	20-22	20 x 2,5	M 6 x 20	M 8 x 100	10 x 70	98	2	100*	5600	1,30
355304000	3/4"	25-28	20 x 2,5	M 6 x 25	M 8 x 100	10 x 70	100	2	100*	3600	1,36
355100000	1"	31-35	20 x 2,5	M 6 x 25	M 8 x 100	10 x 70	110	2	50*	2800	1,43
355114000	1 1/4"	39-43	20 x 2,5	M 6 x 25	M 8 x 100	10 x 70	121	2	50*	2800	1,62
355112000	1 1/2"	45-48,5	20 x 2,5	M 6 x 25	M 8 x 100	10 x 70	128	2	50*	2800	1,70
355054000	54 mm	52-56	20 x 2,5	M 6 x 25	M 8 x 100	10 x 70	130	2	50*	2800	1,83
355200000	2"	58-61	20 x 2,5	M 6 x 25	M 8 x 100	10 x 70	133	2	50*	2800	1,92
355212000	2 1/2"	73-76,5	30 x 2,5	M 6 x 25	M 10 x 120	14 x 70	261	2	20*	1920	4,01
355300000	3"	86-89	30 x 2,5	M 6 x 25	M 10 x 120	14 x 70	288	2	20*	1120	4,49
355108000	108 mm	106-110	30 x 2,5	M 6 x 25	M 10 x 120	14 x 70	305	2	20*	1120	4,96
355400000	4"	110-115	30 x 2,5	M 6 x 25	M 10 x 120	14 x 70	326	2	20*	1120	4,96

Vite ferro-legno: M 8 x 100 mm cod. 216008100 - M 10 x 120 mm cod. 216010120 Tassello: 10 x 70 mm cod. 252100700 - 14 x 70 mm cod. 252140700
Bolt-wood screw: M 8 x 100 mm cod. 216008100 - M 10 x 120 mm cod. 216010120 Plug: 10 x 70 mm cod. 252100700 - 14 x 70 mm cod. 252140700

[*] unità minima di vendita / minimum selling quantity

COLLARI / COLLARS PRATI^{KO}

Y 20 21



351

COLLARE CON SGANCIO SENZA VITE E TASSELLO, DADO PUNTATO

- COLLAR FOR PIPE CLAMPING WITHOUT DOWEL & WOOD-IRON SCREW
- SCHELLE FÜR ROHRBEFESTIGUNG OHNE DUBEL UND EISEN-HOLZSCHRAUBE
- COLLIER DE FIXATION POUR TUBE SANS CHEVILLE ET VIS FER-BOIS
- ABRAZADERA FIJACIÓN TUBO SIN TACO NI TORNILLO

MATERIAL: St. W 24

NOTE: dado saldato con puntatura elettrica
spot welded nut

CODE	DN inch	Øi mm	F lg x sp mm	V mm	M					€
351308000	3/8"	16-18	20 x 2,5	M 6 x 20	M 8	63	2	100*	5600	1,22
351102000	1/2"	20-22	20 x 2,5	M 6 x 20	M 8	65	2	100*	5600	1,15
351304000	3/4"	25-28	20 x 2,5	M 6 x 25	M 8	69	2	100*	5600	1,19
351100000	1"	31-35	20 x 2,5	M 6 x 25	M 8	78	2	100*	5600	1,21
351114000	1 1/4"	39-43	20 x 2,5	M 6 x 25	M 8	89	2	50*	2800	1,37
351112000	1 1/2"	45-48,5	20 x 2,5	M 6 x 25	M 8	93	2	50*	2800	1,40
351054000	54 mm	52-56	20 x 2,5	M 6 x 25	M 8	100	2	50*	2800	1,51
351200000	2"	58-61	20 x 2,5	M 6 x 25	M 8	108	2	50*	2800	1,60
351212000	2 1/2"	73-76,5	30 x 2,5	M 6 x 25	M 10	187	2	20*	1920	3,16
351300000	3"	86-89	30 x 2,5	M 6 x 25	M 10	215	2	20*	1120	3,32
351108000	108 mm	106-110	30 x 2,5	M 6 x 25	M 10	232	2	20*	1120	3,78
351400000	4"	110-115	30 x 2,5	M 6 x 25	M 10	256	2	20*	1120	3,78

Vite ferro-legno: M 8 x 100 mm cod. 216008100 - M 10 x 120 mm cod. 216010120 Tassello: 10 x 70 mm cod. 252100700 - 14 x 70 mm cod. 252140700
Bolt-wood screw: M 8 x 100 mm cod. 216008100 - M 10 x 120 mm cod. 216010120 Plug: 10 x 70 mm cod. 252100700 - 14 x 70 mm cod. 252140700
(*) unità minima di vendita / minimum selling quantity

Y 20 21

216/KIT

KIT VITE FERRO-LEGNO + TASSELLO + DADO

- KIT SCREW + PLUG + BACK NUT
- KIT HOLZSCHRAUBE + DÜBEL + 6-KUNT GEGENMUTTER
- KIT VIS BATTENTE + CHEVILLE + ÉCROU HEXAGONAL
- KIT TORNILLO + TACO + TUERCA HEXAGONAL



CODE	Plug	Screw	Back nut				€
216008100K	10 x 70	M 8 x 100	M 8	75	1 kit	200 kit*	1,92
216010120K	14 x 70	M 10 x 120	M 10	140	1 kit	100 kit*	2,63

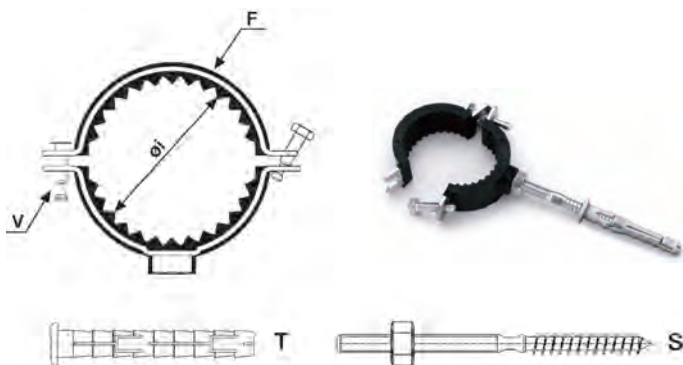
Kit : n° 2 tasselli, n° 2 viti, n° 2 dadi.

Kit : n° 2 plugs, n° 2 screws, n° 2 back nuts.

(*) unità minima di vendita / minimum selling quantity

COLLARI / COLLARS PRATI^{KO}

Y 20 25



355/G

COLLARI CON SGANCIO, DADO PUNTATO E RIVESTIMENTO IN GOMMA

- COLLAR FOR PIPE CLAMPING-SPOT WELDED NUT WITH RUBBER GASKET
- SCHELLE FÜR ROHRBEFESTIGUNG PUNKTGESCHWEISSTE MUTTER MIT GUMMIEINLAGE
- COLLIER DE FIXATION POUR TUBE-ECROU SOUDE PAR POINTS GARNITURE ISOPHONIQUE
- ABRAZADERA FIJACIÓN TUBO-TUERCA SOLDADA-JUNTA DE GOMA

MATERIAL: St. W 24

VULCANIZED RUBBER: EPDM (-20° C/+120° C)
durezza/hardness 55 Shore

NOTE: dado saldato con puntatura elettrica
spot welded nut

Conforme a
Conform to
Entsprechend
Correspondant
Conforme a la

DIN 4109

CODE	DN inch	Øi mm	F lg x sp mm	V mm	S mm	T mm					€
355150001	15 mm	15-18	20 x 2,5	M 6 x 20	M 8 x 100	10 x 70	104	2	50*	2800	4,12
355308001	3/8"	17-19	20 x 2,5	M 6 x 20	M 8 x 100	10 x 70	100	2	50*	2800	4,05
355102001	1/2"	21-23	20 x 2,5	M 6 x 20	M 8 x 100	10 x 70	115	2	50*	2800	4,05
355304001	3/4"	26,5-28	20 x 2,5	M 6 x 25	M 8 x 100	10 x 70	121	2	50*	2800	4,22
355100001	1"	33-35	20 x 2,5	M 6 x 25	M 8 x 100	10 x 70	137	2	50*	2800	4,84
355114001	1"1/4	40-45	20 x 2,5	M 6 x 25	M 8 x 100	10 x 70	140	2	50*	2800	5,36
355112001	1"1/2	48-50	20 x 2,5	M 6 x 25	M 8 x 100	10 x 70	153	2	50*	1800	5,96
355200001	2"	60-63	20 x 2,5	M 6 x 25	M 8 x 100	10 x 70	172	2	20*	1120	6,57
355212001	2"1/2	71-80	30 x 2,5	M 6 x 25	M 10 x 120	14 x 70	352	2	20*	720	10,42
355300001	3"	81-89	30 x 2,5	M 6 x 25	M 10 x 120	14 x 70	412	2	10*	560	11,48
355312001	3"1/2	99-103	30 x 2,5	M 6 x 25	M 10 x 120	14 x 70	456	2	10*	560	12,88
355400001	4"	110-117	30 x 2,5	M 6 x 25	M 10 x 120	14 x 70	470	2	10*	560	12,81

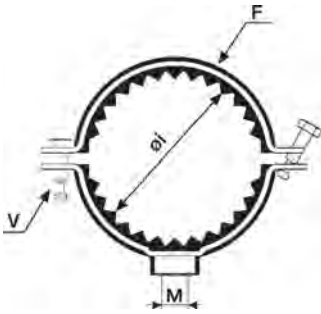
Vite ferro-legno: M 8 x 100 mm cod. 216008100 - M 10 x 120 mm cod. 216010120 Tassello: 10 x 70 mm cod. 252100700 - 14 x 70 mm cod. 252140700

Bolt-wood screw: M 8 x 100 mm cod. 216008100 - M 10 x 120 mm cod. 216010120 Plug: 10 x 70 mm cod. 252100700 - 14 x 70 mm cod. 252140700

(*) unità minima di vendita / minimum selling quantity

COLLARI / COLLARS PRATI^{KO}

Y 20 25



351/G

COLLARE CON SGANCIO, RIVESTIMENTO IN GOMMA SENZA VITE E TASSELLO, DADO PUNTATO

- COLLAR FOR PIPE CLAMPING WITH RUBBER GASKET WITHOUT DOWEL & WOOD-IRON SCREW
- SCHELLE FÜR ROHRBEFESTIGUNG MIT GUMMIEINLAGE OHNE DUBEL UND EISEN-HOLZSCHRAUBE
- COLLIER DE FIXATION GARNITURE ISOPHONIQUE SANS CHEVILLE ET VIS FER-BOIS
- ABRAZADERA FIJACIÓN JUNTA DE GOMA SIN TACO NI TORNILLO

MATERIAL: St. W 24

VULCANIZED RUBBER:

EPDM [-20° C/+120° C]

durezza/hardness 55 Shore

NOTE:

dado saldato con puntatura elettrica
spot welded nut

Conforme a
Conform to
Entsprechend
Correspondant
Conforme a la

DIN 4109

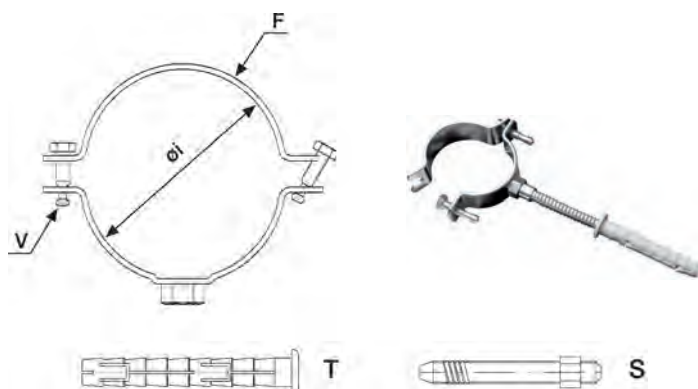
CODE	DN inch	Øi mm	F lg x sp mm	V mm	M					€
351150001	15 mm	15	20 x 2,5	M 6 x 20	M 8	60	2	50*	2800	3,72
351308001	3/8"	17-19	20 x 2,5	M 6 x 20	M 8	69	2	50*	2800	3,59
351102001	1/2"	21-23	20 x 2,5	M 6 x 20	M 8	79	2	50*	2800	3,59
351304001	3/4"	26,5-28	20 x 2,5	M 6 x 25	M 8	88	2	50*	2800	3,91
351100001	1"	33-35	20 x 2,5	M 6 x 25	M 8	105	2	50*	2800	4,66
351114001	1 1/4"	40-45	20 x 2,5	M 6 x 25	M 8	109	2	50*	2800	5,28
351112001	1 1/2"	48-50	20 x 2,5	M 6 x 25	M 8	132	2	50*	1800	5,81
351200001	2"	60-63	20 x 2,5	M 6 x 25	M 8	149	2	20*	1920	6,42
351212001	2 1/2"	71-80	30 x 2,5	M 6 x 25	M 10	282	2	20*	720	10,11
351300001	3"	81-89	30 x 2,5	M 6 x 25	M 10	342	2	10*	560	11,09
351312001	3 1/2"	99-103	30 x 2,5	M 6 x 25	M 10	360	2	10*	560	12,26
351400001	4"	110-117	30 x 2,5	M 6 x 25	M 10	379	2	10*	560	12,59

Vite ferro-legno: M 8 x 100 mm cod. 216008100 - M 10 x 120 mm cod. 216010120 Tassello: 10 x 70 mm cod. 252100700 - 14 x 70 mm cod. 252140700
Bolt-wood screw: M 8 x 100 mm cod. 216008100 - M 10 x 120 mm cod. 216010120 Plug: 10 x 70 mm cod. 252100700 - 14 x 70 mm cod. 252140700

[*] unità minima di vendita / minimum selling quantity

COLLARI / COLLARS PRATI^{KO}

Y 2021



555

COLLARE FISSAGGIO TUBO CON VITE-TASSELLO A BATTENTE

- COLLAR FOR PIPE CLAMPING-SPOT WELDED NUT
- SCHELLE FÜR ROHRBEFESTIGUNG - PUNKTGESCHWISSTE MUTTER
- COLLIER DE FIXATION POUR TUBE-ECROU SOUDE PAR POINTS
- ABRAZADERA FIJACIÓN TUBO-TUERCA SOLDADA POR PUNTOS

MATERIAL: St. W 24

NOTE: dado saldato con puntatura elettrica
vite a battente: per materiali particolarmente compatti, introdurre la vite con avvitamento spot welded nut
hammer screw: for very compact materials, introduce the screw with screwing

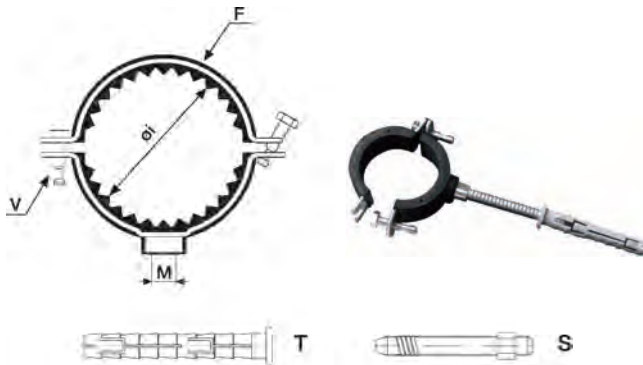
CODE	DN inch	Øi mm	F lg x sp mm	V mm	S mm	T mm	g				€
555308000	3/8"	16-18	20 x 2,5	M 6 x 20	M 8 x 93	10 x 70	95	2	100*	5600	1,43
555102000	1/2"	20-22	20 x 2,5	M 6 x 20	M 8 x 93	10 x 70	98	2	100*	5600	1,37
555304000	3/4"	25-28	20 x 2,5	M 6 x 25	M 8 x 93	10 x 70	100	2	100*	5600	1,47
555100000	1"	31-35	20 x 2,5	M 6 x 25	M 8 x 93	10 x 70	110	2	50*	2800	1,52
555114000	1"1/4	39-43	20 x 2,5	M 6 x 25	M 8 x 93	10 x 70	121	2	50*	2800	1,70
555112000	1"1/2	45-48,5	20 x 2,5	M 6 x 25	M 8 x 93	10 x 70	128	2	50*	2800	1,80
555200000	2"	58-61	20 x 2,5	M 6 x 25	M 8 x 93	10 x 70	133	2	50*	2800	1,99
555212000	2"1/2	73-76,5	30 x 2,5	M 6 x 25	M 10 x 90	14 x 70	180	2	20*	1920	4,23
555300000	3"	86-89	30 x 2,5	M 6 x 25	M 10 x 90	14 x 70	198	2	20*	1120	4,80
555400000	4"	110-115	30 x 2,5	M 6 x 25	M 10 x 90	14 x 70	240	2	20*	1120	5,43

Vite a battente: M 8 x 93 mm cod. 216008093 - M 10 x 90 mm cod. 216010093 Tassello: 10 x 70 mm cod. 252100700 - 14 x 70 mm cod. 252140700
Screw: M 8 x 93 mm cod. 216008093 - M 10 x 90 mm cod. 216010093 Plug: 10 x 70 mm cod. 252100700 - 14 x 70 mm cod. 252140700

[*] unità minima di vendita / minimum selling quantity

COLLARI / COLLARS PRATI^{KO}

Y 20 25



555/G

COLLARE FISSAGGIO TUBO CON GOMMA E VITE-TASSELLO A BATTENTE

- COLLAR FOR PIPE CLAMPING-SPOT WELDED NUT WITH RUBBER GASKET
- SCHELLE FÜR ROHRBEFESTIGUNG PUNKTGESCHWEISSTE MUTTER MIT GUMMIEINLAGE
- COLLIER DE FIXATION POUR TUBE-ECROU SOUDE PAR POINTS GARNITURE ISOPHONIQUE
- ABRAZADERA FIJACIÓN TUBO-TUERCA SOLDADA JUNTA DE GOMA

MATERIAL: St. W 24

VULCANIZED RUBBER: EPDM [-20° C/+120° C]
durezza/hardness 55 Shore

NOTE: dado saldato con puntatura elettrica
vite a battente: per materiali particolarmente compatti, introdurre la vite con avvitarmento spot welded nut
hammer screw: for very compact materials, introduce the screw with screwing

Conforme a
Conform to
Entsprechend
Correspondant
Conforme a la

DIN 4109

CODE	DN inch	Øi mm	F lg x sp mm	V mm	S mm	T mm	M	📦 g	📦 g	📦 g	📦 g	€
555150001	15 mm	15-18	20 x 2,5	M 6 x 20	M 8 x 93	10 x 70	M 8	100	2	50*	2800	4,22
555308001	3/8"	17-19	20 x 2,5	M 6 x 20	M 8 x 93	10 x 70	M 8	100	2	50*	2800	4,22
555102001	1/2"	21-23	20 x 2,5	M 6 x 20	M 8 x 93	10 x 70	M 8	115	2	50*	2800	4,22
555304001	3/4"	26,5-28	20 x 2,5	M 6 x 25	M 8 x 93	10 x 70	M 8	121	2	50*	2800	4,37
555100001	1"	33-35	20 x 2,5	M 6 x 25	M 8 x 93	10 x 70	M 8	137	2	50*	2800	5,05
555114001	1 1/4"	40-45	20 x 2,5	M 6 x 25	M 8 x 93	10 x 70	M 8	140	2	50*	2800	5,65
555112001	1 1/2"	48-50	20 x 2,5	M 6 x 25	M 8 x 93	10 x 70	M 8	153	2	50*	1800	6,12
555200001	2"	60-63	20 x 2,5	M 6 x 25	M 8 x 93	10 x 70	M 8	172	2	20*	1120	6,77
555212001	2 1/2"	71-80	30 x 2,5	M 6 x 25	M 10 x 90	14 x 70	M 10	352	2	20*	720	10,46
555300001	3"	81-89	30 x 2,5	M 6 x 25	M 10 x 90	14 x 70	M 10	412	2	10*	560	11,87
555312001	3 1/2"	99-103	30 x 2,5	M 6 x 25	M 10 x 90	14 x 70	M 10	430	2	10*	560	12,97
555400001	4"	110-117	30 x 2,5	M 6 x 25	M 10 x 90	14 x 70	M 10	450	2	10*	560	12,94

Vite a battente: M 8 x 93 mm cod. 216008093 - M 10 x 90 mm cod. 216010093 Tassello: 10 x 70 mm cod. 252100700 - 14 x 70 mm cod. 252140700
Screw: M 8 x 93 mm cod. 216008093 - M 10 x 90 mm cod. 216010093 Plug: 10 x 70 mm cod. 252100700 - 14 x 70 mm cod. 252140700

[*] unità minima di vendita / minimum selling quantity

FOCUS ON 
PROVA DI TORSIONE DEL DADO SALDATO - MANICOTTO
TORQUE TEST OF WELDED NUT - SOCKET

N°	Descrizione <i>Description</i>	Valori di resistenza a torsione dado elettrosaldato <i>Values of the electro welded nut torsion resistance</i>
1	dado / back nut M8 (fino/till 2")	80 N/m
2	dado / back nut M10 (da / from 2"1/2 fino / till 8")	120 N/m
3	manicotto / socket 1/2"	140 N/m

NOTE

Non è consentito utilizzare i collari per avvitare la vite dentro il tassello già posizionato nel muro.
It is not allowed to use the collars for screwing the screw into the plug already positioned in the wall.

In questa configurazione, ruotando il collare s'imprime sulla fascia una forza che produce il distacco del dado in quanto con la vite in battuta, si ha la sommatoria delle due componenti di sforzo "torsione + trazione".
With this configuration, through the rotation of the collar a force on the band is impressed in order to produce the detachment of the nut because the screw arrives to the bottom: so you have the sum of the two components of load "torsion and traction".

PROVE DI SFILAMENTO A TRAZIONE VITE - TASSELLO A BATTENTE
EXTRACTION TEST OF "HAMMER" SCREW
Art. 555 - 555/G
COLLARI CON VITE TASSELLO A BATTENTE - COLLARS WITH "HAMMER" SCREW/PLUG

N°	Supporto <i>Material</i>	Carico di tenuta a trazione <i>Tensile load value</i> daN ≈ Kg _f	Carico Max di utilizzo <i>Max load of use</i> daN ≈ Kg _f
1	mattone pieno / <i>full brick</i>	497	119
2	mattone forato intonacato (laterizio comune) <i>plastered perforated brick</i> (<i>common brick</i>)	254	43
3	calcestruzzo / <i>concrete</i>	524	131

FOCUS ON

**RILIEVO ACUSTICO IMPIANTO STAFFATO CON COLLARI STANDARD E RIVESTITI IN GOMMA
SOUND MEASUREMENT OF FIXED PLANT, WITH STANDARD COLLARS AND COLLARS COVERED WITH RUBBER**

ANALISI DEL LIVELLO ACUSTICO

ANALYSIS OF THE SOUND LEVEL

Eseguito da:

Performed by:

Centre de Recherche de Marne La Vallee

Centre de Recherche de Marne La Vallee

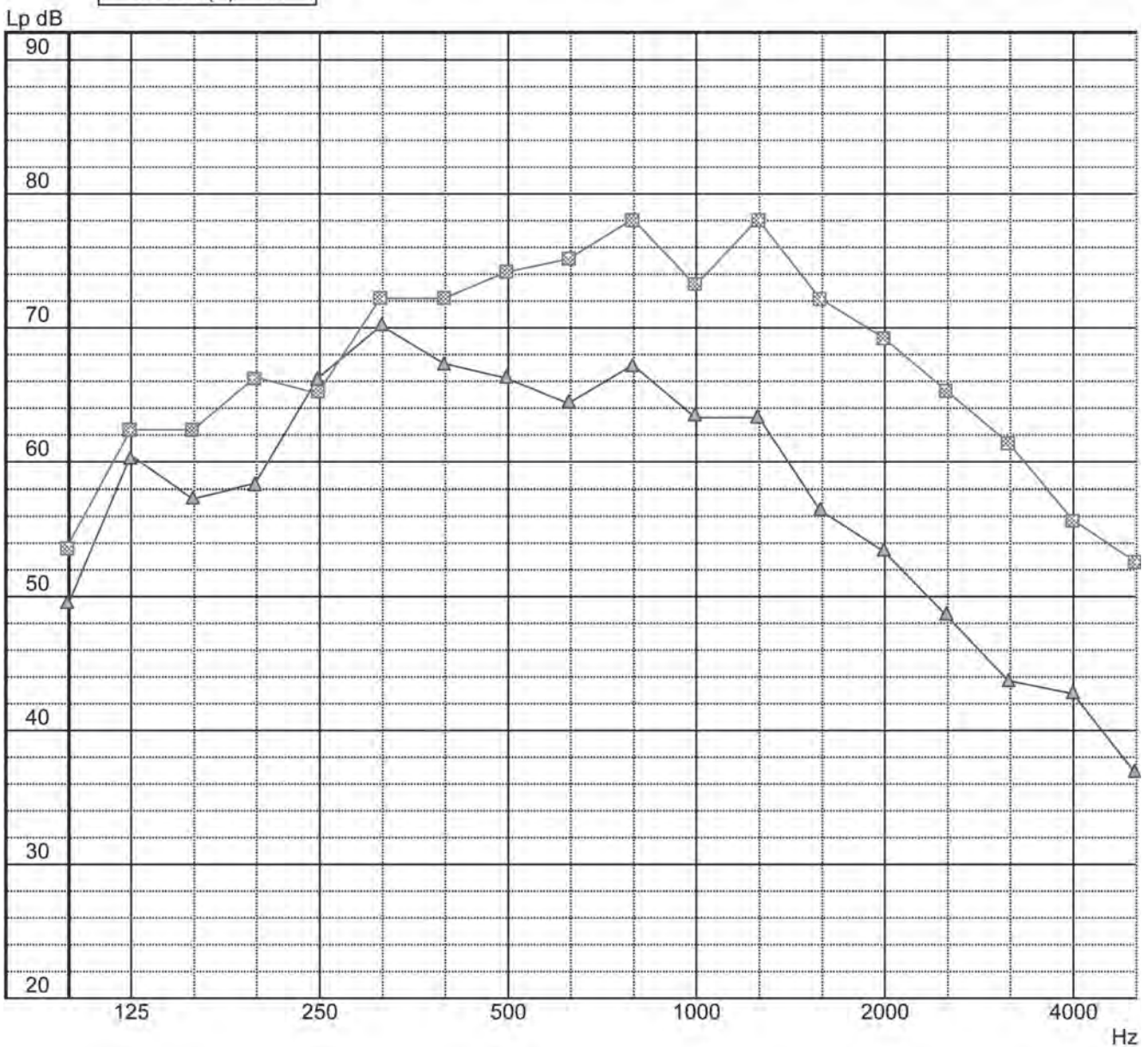
DATO

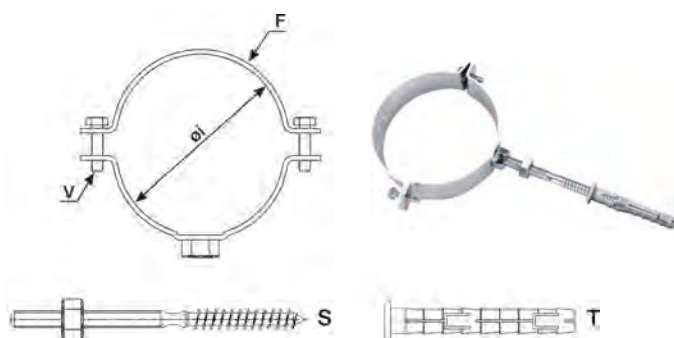
DATUM

■ GEB sous 0,3 Mpa (collier ATLAS STANDARD) LpG1 = 81 dB(A)

▲ GEB sous 0,3 Mpa (collier PRATICO ISOPHONIQUE) LpG2 = 70 dB(A)

ΔLG dB(A) = 10





360

COLLARE FISSAGGIO TUBO POLIETILENE

- COLLAR FOR PIPE CLAMPING FOR POLYETHYLENE PIPE
- SCHELLE FÜR BEFESTIGUNG VON POLYÄTHYLENROHREN
- COLLIER DE FIXATION POUR TUBE POLYETHYLENE
- ABRAZADERA FIJACIÓN TUBO DE POLIETILENO

MATERIAL: St. W 24

NOTE: dado saldato con puntatura elettrica completo di clips per "punto scorrevole"
spot welded nut complete of clips for "sliding point"

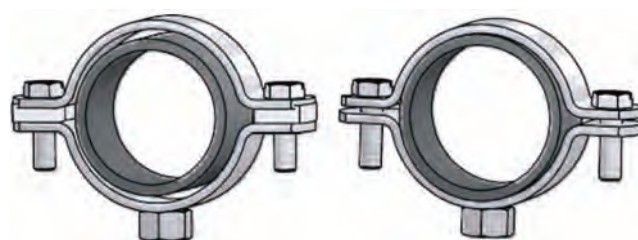

CODE	Øi PE mm	F lg x sp mm	V mm	S mm	T mm	g				€
360040000	40	30 x 2,5	M 6 x 20	M 10 x 120	14 x 70	194	2	30*	1680	3,56
360050000	50	30 x 2,5	M 6 x 20	M 10 x 120	14 x 70	216	2	30*	1680	3,61
360063000	63	30 x 2,5	M 6 x 20	M 10 x 120	14 x 70	235	2	30*	1680	3,88
360075000	75	30 x 2,5	M 6 x 20	M 10 x 120	14 x 70	253	2	30*	1680	4,16
360090000	90	30 x 2,5	M 6 x 20	M 10 x 120	14 x 70	274	2	20*	1120	4,21
360100000	100	30 x 2,5	M 6 x 20	M 10 x 120	14 x 70	328	2	20*	1120	4,68
360110000	110	30 x 2,5	M 6 x 20	M 10 x 120	14 x 70	322	2	20*	1120	4,49
360125000	125	30 x 2,5	M 6 x 20	M 10 x 120	14 x 70	350	2	20*	1120	5,42
260140000	140	30 x 2,5	M 6 x 20	M 10 x 120	14 x 70	380	2	10*	560	6,29
260160000	160	30 x 2,5	M 6 x 20	M 10 x 120	14 x 70	440	2	10*	560	6,39
260200000	200	30 x 2,5	M 6 x 20	M 10 x 120	14 x 70	480	2	10*	560	8,95

Vite ferro-legno: M 10 x 120 mm cod. 216010120 Tassello: 14 x 70 mm cod. 252140700

Bolt-wood screw: M 10 x 120 mm cod. 216010120 Plug: 14 x 70 mm cod. 252140700

(*) unità minima di vendita / minimum selling quantity

CLIP PER PUNTO FISSO / SCORREVOLE COLLARI SERIE 360 - 361 - 362 CLIPS FOR FIXED / SLIDING POINT FOR COLLARS 360 - 361 - 362 SERIES



SI - YES



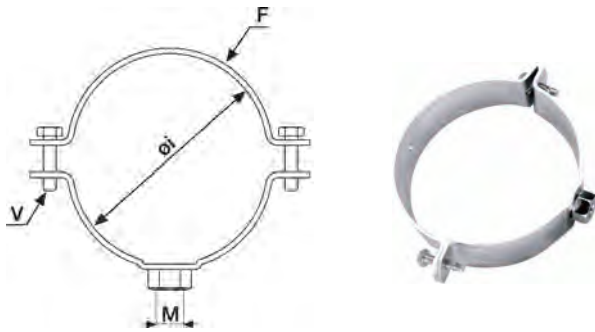
Punto scorrevole
Sliding point

NO



Punto fisso
Fixed point

Y 20 21



361

COLLARE FISSAGGIO TUBO POLIETILENE CON DADO PUNTATO

- COLLAR FOR POLYETHYLENE PIPE WITH WELDED NUT
- SCHELLE FÜR POLYATHYLENROHRE MIT GESCHWEISSTER MUTTER
- COLLIER POUR TUBE POLYETHYLENE-ECROU SOUDE
- ABRAZADERA PARA TUBO DE POLIETILENO CON TUERCA SOLDADA POR PUNTOS

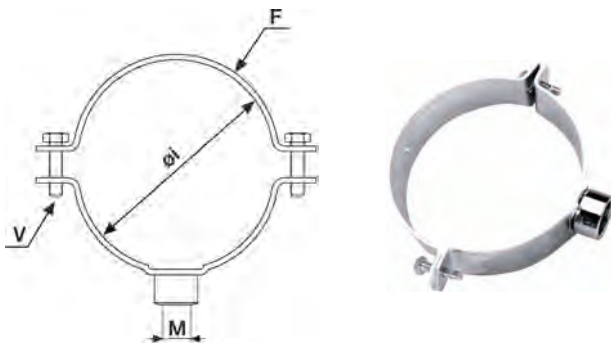
MATERIAL: St. W 24
NOTE: dado saldato con puntatura elettrica completo di clips per "punto scorrevole"
 spot welded nut complete of clips for "sliding point"

CODE	Øi PE mm	F lg x sp mm	V mm	M	g				€
361040000	40	30 x 2,5	M 6 x 20	M 10	123	2	30*	1680	2,55
361050000	50	30 x 2,5	M 6 x 20	M 10	146	2	30*	1680	2,59
361063000	63	30 x 2,5	M 6 x 20	M 10	165	2	30*	1680	2,80
361075000	75	30 x 2,5	M 6 x 20	M 10	198	2	30*	1680	3,15
361090000	90	30 x 2,5	M 6 x 20	M 10	212	2	20*	1120	3,16
361100000	100	30 x 2,5	M 6 x 20	M 10	242	2	20*	1120	3,54
361110000	110	30 x 2,5	M 6 x 20	M 10	253	2	20*	1120	3,53
361125000	125	30 x 2,5	M 6 x 20	M 10	287	2	20*	1120	4,48
261140000	140	30 x 2,5	M 6 x 20	M 10	320	2	10*	560	5,12
261160000	160	30 x 2,5	M 6 x 20	M 10	350	2	10*	560	5,47
261200000	200	30 x 2,5	M 6 x 20	M 10	410	2	10*	560	7,12

Vite ferro-legno: M 10 x 120 mm cod. 216010120 Tassello: 14 x 70 mm cod. 252140700

Bolt-wood screw: M 10 x 120 mm cod. 216010120 Plug: 14 x 70 mm cod. 252140700

(*) unità minima di vendita / minimum selling quantity



362

COLLARE FISSAGGIO TUBO POLIETILENE CON MANICOTTO Ø 1/2"

- COLLAR FOR POLYETHYLENE PIPE WITH SOCKET Ø 1/2"
- SCHELLE FÜR POLYATHYLENROHRE MIT MUFFE Ø 1/2"
- COLLIER POUR TUBE POLYETHYLENE AVEC MANCHON Ø 1/2"
- ABRAZADERA PARA TUBO DE POLIETILENO CON MANGUITO Ø 1/2"

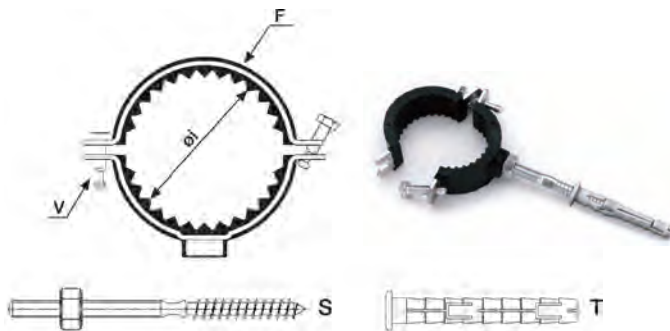
MATERIAL: St. W 24
NOTE: manicotto saldato con puntatura elettrica completo di clips per "punto scorrevole"
 spot welded socket complete with clips for "sliding point"

CODE	Øi PE mm	F lg x sp mm	V mm	M	g				€
362040000	40	30 x 2,5	M 6 x 20	1/2"	198	2	30*	1680	3,19
362050000	50	30 x 2,5	M 6 x 20	1/2"	222	2	30*	1680	3,39
362063000	63	30 x 2,5	M 6 x 20	1/2"	243	2	30*	1680	3,64
362075000	75	30 x 2,5	M 6 x 20	1/2"	265	2	30*	1680	4,08
362090000	90	30 x 2,5	M 6 x 20	1/2"	282	2	20*	1120	4,10
362110000	110	30 x 2,5	M 6 x 20	1/2"	335	2	20*	1120	4,32
362125000	125	30 x 2,5	M 6 x 20	1/2"	368	2	20*	1120	5,20
262140000	140	30 x 2,5	M 6 x 20	1/2"	380	2	10*	560	5,82
262160000	160	30 x 2,5	M 6 x 20	1/2"	410	2	10*	560	6,09
262200000	200	30 x 2,5	M 6 x 20	1/2"	500	2	10*	560	8,95

(*) unità minima di vendita / minimum selling quantity

COLLARI / COLLARS PRATI^{KO}

Y 20 25



360/G

COLLARE GOMMATO PER TUBO POLIETILENE

- COLLAR WITH RUBBER FOR POLYETHYLENE PIPE CLAMPING
- SCHELLE FÜR BEFESTIGUNG VON POLYÄTHYLENROHREN MIT GUMMIEINLAGE
- COLLIER DE FIXATION GARNITURE ISOPHONIQUE POUR TUBE POLYETHYLENE
- ABRAZADERA FIJACIÓN JUNTA DE GOMA TUBO DE POLIETILENO

MATERIAL: St. W 24

VULCANIZED RUBBER: EPDM (-20° C/+120° C)
durezza/hardness 55 Shore

NOTE: dado saldato con puntatura elettrica
spot welded nut

Conforme a
Conform to
Entsprechend
Correspondant
Conforme a la

DIN 4109

CODE	Øi PE mm	F lg x sp mm	V mm	S mm	T mm	g				€
355114001	40	20 x 2,5	M 6 x 25	M 8 x 100	10 x 70	140	2	50*	2800	5,36
355112001	50	20 x 2,5	M 6 x 25	M 8 x 100	10 x 70	153	2	50*	1800	5,96
355200001	63	20 x 2,5	M 6 x 25	M 8 x 100	10 x 70	172	2	20*	1120	6,57
355212001	75	30 x 2,5	M 6 x 25	M 10 x 120	14 x 70	352	2	20*	720	10,42
355300001	90	30 x 2,5	M 6 x 25	M 10 x 120	14 x 70	412	2	10*	560	11,48
355400001	110	30 x 2,5	M 6 x 25	M 10 x 120	14 x 70	470	2	10*	560	12,81

Vite ferro-legno: M 8 x 100 mm cod. 216008100 - M 10 x 120 mm cod. 216010120 Tassello: 10 x 70 mm cod. 252100700 - 14 x 70 mm cod. 252140700
Bolt-wood screw: M 8 x 100 mm cod. 216008100 - M 10 x 120 mm cod. 216010120 Plug: 10 x 70 mm cod. 252100700 - 14 x 70 mm cod. 252140700
[*] unità minima di vendita / minimum selling quantity

Y 20 24



352

COLLARE AD INCASTRO PER PROFILATI

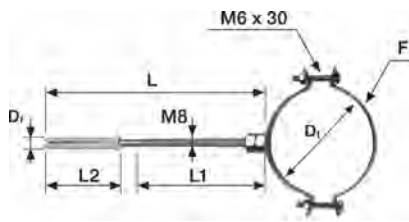
- SLOTTING COLLAR SECTIONS
- SCHELLE MIT EINSpannung FÜR PROFIL
- COLLIER POUR PROFILS
- ABRAZADERA PARA ENCAJAR PARA GUÍA PERFORADA

For fixing rails: 30/15 - 32/20

CODE	DN inch	B mm	S mm	Screw	g			€
352308000	3/8"	24	2,5		42	1	100*	1,53
352102000	1/2"	24	2,5		52	1	100*	1,53
352304000	3/4"	24	2,5		62	1	100*	1,62
352100000	1"	24	2,5	M 6 x 20 + dado/nut	58	1	100*	1,67
352114000	1 1/4"	24	2,5		78	1	50*	1,84
352112000	1 1/2"	24	3		118	1	50*	2,70
352200000	2"	24	3		132	1	50*	2,83

[*] unità minima di vendita / minimum selling quantity

Y 2024



353

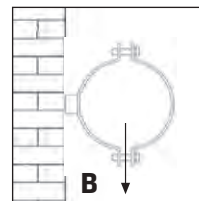
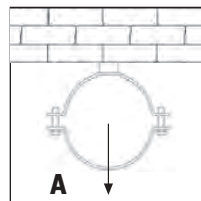
COLLARE VERNICIATO BIANCO PER TUBO FUMO

- WHITE PAINTED COLLAR FOR SMOKE PIPES
- WEISS SCHELLE FÜR RAUCH-ROHR
- COLLIER VERNI BLANC POUR TUBE FUMÉ
- ABRAZADERA BARNIZADA EN BLANCO PARA TUBO HUMO

MATERIAL: collare/collar: nastro decapato/pickled band UNI EN 10111 tipo 11
viteria/screw: acciaio al carbonio zincato / galvanized carbon steel

CODE	Dt mm	F lg x sp mm	L mm	L1 mm	L2 mm	Df mm	g	kg	box	€
353076000	76-80	24 x 1,5	200	110	70	10	187	2	20*	6,85
353100000	100	24 x 1,5	200	110	70	10	202	2	20*	8,04
353110000	110-120	24 x 1,5	200	110	70	10	211	2	20*	9,24
353125000	125-130	24 x 1,5	200	110	70	10	223	2	20*	9,83
353140000	140-150	24 x 1,5	200	110	70	10	241	2	20*	11,34
353160000	160	24 x 1,5	200	110	70	10	257	2	20*	12,39

(*) unità minima di vendita / minimum selling quantity

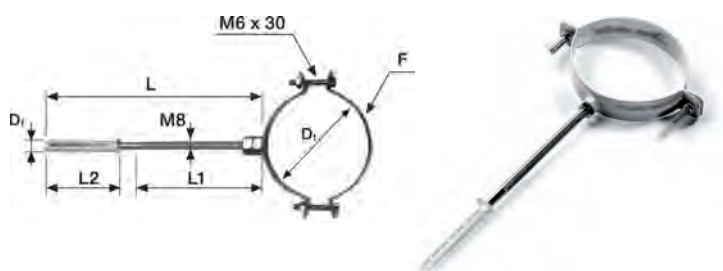


PRESCRIZIONI TECNICHE / TECHNICAL REQUIREMENTS

DE tubo / pipe mm	76-80	100	110-120	125-130	140-150	160
A carico di utilizzo utilization load	90	90	90	90	90	90
A carico di rottura breaking load	340	340	340	340	340	340
B carico di utilizzo utilization load	26	26	26	26	26	26
B carico di rottura breaking load	270	270	270	270	270	270




NOTE

valori in Kg / Valour in kgf

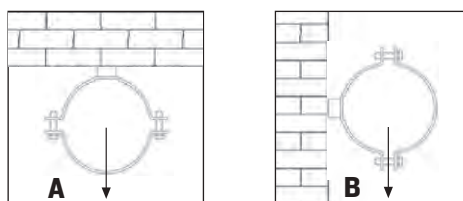
**353/INOX****COLLARE INOX PER TUBO FUMO**

- INOX COLLAR FOR SMOKE PIPE
- INOX SCHELLE FÜR RAUCH-ROHR
- COLLIER INOX POUR TUBE FUMÉ
- ABRAZADERA INOX PARA TUBO HUMO

MATERIAL: collare/collar: inox A2 X10 CrNiS 1809
UNI EN 10088.
viteria/screw: acciaio inox/stainless steel

CODE	Dt mm	F lg x sp mm	L mm	L1 mm	L2 mm	Df mm				€
353076001	76-80	24 x 1,8	200	110	70	10	179	2	20*	22,27
353100001	100	24 x 1,8	200	110	70	10	204	2	20*	25,76
353110001	110-120	24 x 1,8	200	110	70	10	206	2	20*	27,88
353125001	125-130	24 x 1,8	200	110	70	10	221	2	20*	31,17
353140001	140-150	24 x 1,8	200	110	70	10	241	2	20*	37,33
353160001	160	24 x 1,8	200	110	70	10	259	2	20*	43,44

[*] unità minima di vendita / minimum selling quantity

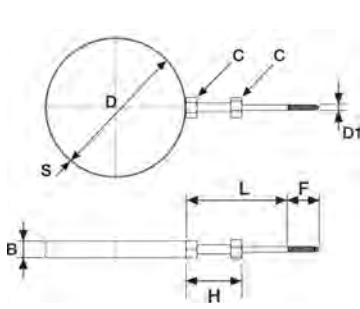
**PRESCRIZIONI TECNICHE / TECHNICAL REQUIREMENTS**

DE tubo / pipe mm	76-80	100	110-120	125-130	140-150	160
A carico di utilizzo utilization load	90	90	90	90	90	90
A carico di rottura breaking load	340	340	340	340	340	340
B carico di utilizzo utilization load	26	26	26	26	26	26
B carico di rottura breaking load	270	270	270	270	270	270

NOTE

valori in Kgf / Valour in kgf

Y 20 24



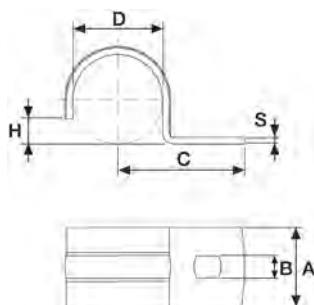
354

COLLARE TELESCOPICO A DIAMETRO VARIABILE PER TUBI FUMO

- COLLAR FOR SMOKE WITH VARIABLE ADJUSTMENT
- REGELBARE SCHELLE FÜR RAUCH-ROHR
- COLLIER TELESCOPIQUE POUR TUBE FUMÉ
- ABRAZADERA TELESCÓPICA CON DIAMETRO VARIABLE PARA TUBO HUMO

CODE	Version	D mm	B mm	S mm	L mm	H mm	C (key hex.) mm	F mm	D1 mm			€
354080000	bianco / white	80÷140	18	0,5	63÷110	60	12	32	5,6			100* 8,24
354080002	inox 1.4016 (X8Cr17)	80÷140	18	0,5	63÷110	60	12	32	5,6			100* 14,78
354140000	bianco / white	140÷200	18	0,5	63÷110	60	12	32	5,6			50* 12,83
354140002	inox 1.4016 (X8Cr17)	140÷200	18	0,5	63÷110	60	12	32	5,6			50* 18,48

(*) unità minima di vendita / minimum selling quantity



Y 20 24

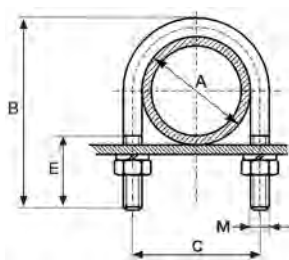
275

SEMICOLLARE FISSAGGIO TUBO

- HALF COLLAR FOR PIPE CLAMPING
- HALBSCHELLE FÜR ROHRBEFESTIGUNG
- DEMI-COLLIER DE FIXATION POUR TUBE
- MEDIA ABRAZADERA DE FIJACIÓN TUBO

CODE	DN inch	DN mm	A mm	B mm	C mm	H mm	S mm				€
275308000	3/8"	17,2	30	8,5	39	4,5	2,5				100* 1,16
275102000	1/2"	21,3	30	8,5	41,5	6	2,5				100* 1,21
275304000	3/4"	26,9	30	8,5	44	7,5	2,5				100* 1,29
275100000	1"	33,7	30	8,5	48	9,5	2,5				100* 1,39
275114000	1 1/4"	42,4	30	8,5	52,5	12,5	2,5				50* 1,55
275112000	1 1/2"	48,3	30	8,5	53,5	13,5	2,5				50* 1,65
275200000	2"	60,3	30	8,5	62	17	2,5				50* 1,79

(*) unità minima di vendita / minimum selling quantity





256

Y 20 24

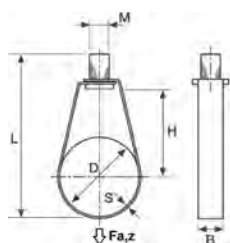
CAVALLOTTO ZINCATO PER FISSAGGIO TUBI

- GALVANIZED U-BOLT CLAMP
- RUNDSTAHLBÜGEL VERZINK
- ÉTRIER AVEC ECROUS GALVANISÉ
- ABARCON GALVANIZADO

NOTE: dado/back nut DIN 934
rondella/washer "grover"

CODE	DN inch	A mm	B mm	C mm	M	E mm			€
256308000	3/8"	18	42	23	M 6	22	22	100*	1,32
256102000	1/2"	22	47	27	M 6	22	25	100*	1,32
256304000	3/4"	28	60	33	M 6	33	29	100*	1,43
256100000	1"	34	60	39	M 6	33	30	100*	1,48
256114000	1"1/4	43	72	48	M 6	33	35	100*	1,65
256112000	1"1/2	49	90	56	M 8	33	70	100*	1,70
256200000	2"	61	92	68	M 8	33	82	50*	2,59
256212000	2"1/2	77	114	84	M 8	45	100	50*	5,62
256300000	3"	90	122	97	M 8	45	106	50*	5,93
256400000	4"	115	155	124	M 10	45	220	25*	6,42
256500000	5"	140	180	151	M 10	45	260	25*	7,62
256600000	6"	175	214	184	M 10	45	290	25*	11,43
256800000	8"	225	264	234	M 10	45	330	25*	18,65

[*] unità minima di vendita / minimum selling quantity





272/01

Y 20 28

COLLARE PER IMPIANTI ANTINCENDIO CON BOCCOLA FILETTATA FM-UL

- SPRINKLER PIPE CLAMP FM-UL
- SPRINKLERSCHLAUFE FM-UL
- COLLIER SPRINKLER FM-UL
- ABRAZADERA SPRINKLER INSTALACIÓN FM-UL

CODE	DN inch	DN	D mm	M	L mm	H mm	B mm	S mm	Fa,z daN			€
272102001	1/2"	15	23	M 10	86	51	16	1	150	29	100*	1,73
272304001	3/4"	20	28	M 10	86	48	16	1	150	31	100*	1,75
272100001	1"	25	35	M 10	89	48	16	1	150	32	100*	1,79
272114001	1"1/4	32	44	M 10	98	52	16	1	150	38	100*	1,97
272112001	1"1/2	40	50	M 10	105	56	16	1	150	45	100*	2,81
272200001	2"	50	62	M 10	117	61	16	1	150	50	100*	3,11
272212001	2"1/2	65	77	M 10	130	68	22	2	450	123	50*	4,78
272300001	3"	80	90	M 10	143	74	22	2	450	131	50*	5,62
272400001	4"	100	115	M 10	175	93	22	2	450	159	25*	7,18
272500001	5"	125	142	M 12	213	111	25	3	520	362	25*	9,14
272600001	6"	150	170	M 12	250	132	25	3	520	417	25*	11,45
272800001	8"	200	221	M 12	312	167	25	3	520	516	10*	18,81

[*] unità minima di vendita / minimum selling quantity



270

COLLARE NYLON PER FISSAGGIO TUBO RAME

- NYLON COLLAR FOR COPPER PIPE CLAMPING
- NYLON-SHELLE FÜR BEFESTIGUNG VON KUPFERRHOREN
- COLLIER DE FIXATION SIMPLE NYLON POUR TUBE CUIVRE
- ABRAZADERA DE NYLON PARA FIJACIÓN TUBO DE COBRE

CODE	D mm	T mm	S mm	Min. wall thickness (1) mm	Traction resistance (2) DaN				€
270100000	10	5 x 20	∅ 3,5 x 35	30	54	2	10	500*	0,63
270120000	12	5 x 20	∅ 3,5 x 35	30	54	2	10	500*	0,74
270140000	14	6 x 25	∅ 4 x 45	50	90	5	10	500*	0,78
270150000	15	6 x 25	∅ 4 x 45	50	90	6	10	500*	0,97
270160000	16	6 x 25	∅ 4 x 45	50	90	5	10	500*	0,97
270180000	18	8 x 30	∅ 4,5 x 50	60	96	8	10	200*	1,06
270200000	20	8 x 30	∅ 4,5 x 50	60	96	8	10	200*	1,15
270220000	22	8 x 30	∅ 4,5 x 50	60	96	8	10	200*	1,22
270280000	28	10 x 40	∅ 6 x 60	80	180	20	10	100*	2,36

(*) Unità minima di vendita

(1) Spessore minimo muro

(2) Resistenza alla trazione in DaN. Applicazioni in calcestruzzo cl. C20/25. Si consiglia un coefficiente di sicurezza pari a 6.

IDONEO PER MATERIALI: calcestruzzo, pietra naturale, mattone pieno, mattone forato, mattone semipieno, blocco cemento vuoto.

PER ANCORARE: tubi per installazioni elettriche, canaline rigide

CARATTERISTICHE: supporto chiuso a collare in materiale plastico per tubi rigidi in PVC completo di tassello incorporato e vite zincata.

VANTAGGI

- Ideale per installazioni di canaline in fissaggi in parallelo e in serie
- Facilita la velocità d'installazione
- Temperatura di esercizio: -40°C ÷ +40°C (max 80°C per breve periodo)
- Temperatura di posa: +5°C ÷ +40°C
- Le alette interne al collarino impediscono le oscillazioni dei tubi

CONSIGLI PER L'IMPIEGO: non sono consigliate applicazioni permanenti con carichi sospesi oltre i 40°C utilizzando ancoranti plastici.

(*) Minimum selling quantity

(1) Minimum wall thickness

(2) Tensile strength in daN. Applications Concrete class C20/25. We recommend a safety factor of 6.

SUITABLE FOR MATERIALS: concrete, natural stone, brick full, hollow brick, half-full brick, hollow concrete block.

TO ANCHOR: pipes for electrical installations, rigid conduit.

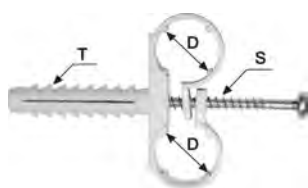
FEATURES: closed support plastic collar for rigid pipes in PVC complete with built-in dowel and galvanized screw.

ADVANTAGES

- Ideal for installation of hardware cable ducts, parallel and series version
- It facilitates installation speed
- Operating temperature: -40°C to +40°C (for short period max 80° C)
- Installation temperature: +5°C to +40°C

The inner fins prevent the collar pipe oscillations




APPLICATION ADVICE: not recommended permanent applications with suspended loads above +40°C using plastic anchors.



270/D

COLLARE NYLON DOPPIO PER FISSAGGIO TUBO RAME

- NYLON COLLAR FOR COPPER PIPE CLAMPING
- NYLON-SHELLE FÜR BEFESTIGUNG VON KUPFERRHOREN
- COLLIER DE FIXATION NYLON POUR TUBE CUIVRE
- ABRAZADERA DE NYLON PARA FIJACION TUBO DE COBRE

CODE	D mm	T mm	S mm	Min. wall thickness (1) mm	Traction resistance (2) DaN				€
270100200	10	8 x 30	∅ 4,5 x 50	60	96	3	10	250*	1,08
270120200	12	8 x 30	∅ 4,5 x 50	60	96	3	10	250*	1,14
270140200	14	8 x 30	∅ 4,5 x 50	60	96	6	10	250*	1,14
270150200	15	8 x 30	∅ 4,5 x 50	60	96	10	10	250*	1,46
270160200	16	8 x 30	∅ 4,5 x 50	60	96	12	10	250*	1,46
270180200	18	10 x 40	∅ 6 x 60	80	180	18	10	100*	1,49
270200200	20	10 x 40	∅ 6 x 60	80	180	17	10	100*	1,58
270220200	22	10 x 40	∅ 6 x 60	80	180	16	10	50*	1,64
270280200	28	10 x 40	∅ 6 x 60	80	180	26	10	50*	3,21

[*] Unità minima di vendita

[1] Spessore minimo muro

[2] Resistenza alla trazione in DaN. Applicazioni in calcestruzzo cl. C20/25. Si consiglia un coefficiente di sicurezza pari a 6.

IDONEO PER MATERIALI: calcestruzzo, pietra naturale, mattone pieno, mattone forato, mattone semipieno, blocco cemento vuoto.

PER ANCORARE: tubi per installazioni elettriche, canaline rigide

CARATTERISTICHE: supporto chiuso a collare in materiale plastico per tubi rigidi in PVC completo di tassello incorporato e vite zincata.

VANTAGGI

- Ideale per installazioni di canaline in fissaggi in parallelo e in serie
- Facilita la velocità d'installazione
- Temperatura di esercizio: -40°C ÷ +40°C (max 80°C per breve periodo)
- Temperatura di posa: +5°C ÷ +40°C
- Le alette interne al collarino impediscono le oscillazioni dei tubi

CONSIGLI PER L'IMPIEGO: non sono consigliate applicazioni permanenti con carichi sospesi oltre i 40°C utilizzando ancoranti plastici.

[*] Minimum selling quantity

[1] Minimum wall thickness

[2] Tensile strength in daN. Applications Concrete class C20/25. We recommend a safety factor of 6.

SUITABLE FOR MATERIALS: concrete, natural stone, brick full, hollow brick, half-full brick, hollow concrete block.

TO ANCHOR: pipes for electrical installations, rigid conduit.

FEATURES: closed support plastic collar for rigid pipes in PVC complete with built-in dowel and galvanized screw.

ADVANTAGES

- Ideal for installation of hardware cable ducts, parallel and series version
- It facilitates installation speed
- Operating temperature: -40°C to +40°C (for short period max 80°C)
- Installation temperature: +5°C to +40°C

The inner fins prevent the collar pipe oscillations

APPLICATION ADVICE: not recommended permanent applications with suspended loads above +40°C using plastic anchors.

Y 20 27



270/CU

COLLARE RAME PER FISSAGGIO TUBO RAME

- COPPER COLLAR FOR COPPER PIPE CLAMPING
- KUPFER-SHELLE FÜR BEFESTIGUNG VON KUPFERRHOREN
- COLLIER DE FIXATION EN CUIVRE POUR TUBE CUIVRE
- ABRAZADERA DE COBRE PARA FIJACIÓN TUBO DE COBRE

MATERIAL: collare/collar: rame/copper
viteria/screws: acciaio inox AISI 304 ramato
copper-plated AISI 304 stainless steel

CODE	DN mm	B mm	C mm	D mm	S	M	L mm	L1 mm	D1 mm	T mm	g	kg	box	€
2701000CU	10	37	19	24		M 6	38	30	4,7	6 x 35	16	10	100*	2,59
2701200CU	12	45	24	26		M 6	38	30	4,7	6 x 35	18	10	100*	2,60
2701400CU	14	45	24	26		M 6	38	30	4,7	6 x 35	18	10	100*	2,60
2701600CU	16	45	24	33		M 6	38	30	4,7	6 x 35	19	10	100*	2,78
2701800CU	18	45	27	31	3/16 W x 10 mm	M 6	38	30	4,7	6 x 35	19	10	100*	2,79
2702200CU	22	46	28	35		M 6	38	30	4,7	6 x 35	20	10	100*	2,81
2702800CU	28	55	35	44		M 6	38	30	4,7	6 x 35	22	10	100*	2,99
2703500CU	35	67	45	55		M 6	38	30	4,7	6 x 35	26	10	100*	3,56
2704200CU	42	71	50	59		M 6	38	30	4,7	6 x 35	31	10	100*	4,89
2705400CU	54	93	64	80		M 6	38	30	4,7	6 x 35	39	10	100*	5,69

(*) unità minima di vendita / minimum selling quantity

Y 20 24

258/T

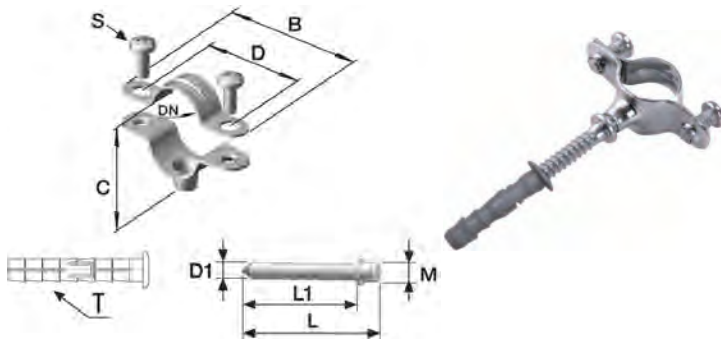
VITE E TASSELLO PER FISSAGGIO GRAFFETTE E CAVALLOTTI

- BOLT AND PLUG FOR LIGHT CLIP AND U-BOLT
- SCHRAUBE UND DÜBEL FÜR EINFACHE FIXBBRIDE UND ROHRBÄNDER
- VIS ET CHEVILLE POUR ATTACHES ET ÉTRIER LÉGÈRE
- TORNILLO Y TACO PARA GRAPA Y GRAPA PUENTE



CODE	Version	Screw	Plug		g	box	€
			Material	Dimension			
258000000	A	Ts M 4 x 45	acciaio - steel	8 x 35	8	200*	0,56
258000001	B	Ts M 4 x 40	nylon	9 x 40	8	100*	0,64
258000005	C	Ts ø 3,5 x 30	nylon	5 x 25	2	100*	0,33
258000006	C	Ts ø 4,5 x 40	nylon	6 x 30	4	100*	0,36
258000008	C	Ts ø 5 x 50	nylon	8 x 40	6	50*	0,56
258000010	C	Ts ø 6 x 60	nylon	10 x 50	10	25*	1,09

(*) unità minima di vendita / minimum selling quantity



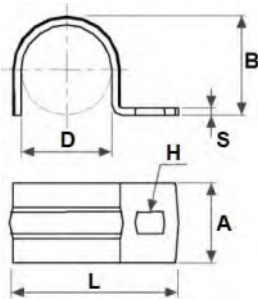
257

COLLARE LEGGERO ZINCATO

- LIGHT COLLAR
- LEICHT SCHELLE
- COLLIER LÉGÈRE
- ABRAZADERA LIGERA

CODE	DN mm	B mm	C mm	D mm	S	M	L mm	L1 mm	D1 mm	T mm				€
257100000	10	35	18	24	M 5 x 9	M 6	38	30	4,7	6 x 35	10	10	100*	0,64
257120000	12	37	19	27	M 5 x 9	M 6	38	30	4,7	6 x 35	12	10	100*	0,64
257140000	14	39	21	24	M 5 x 12	M 6	38	30	4,7	6 x 35	12	10	100*	0,65
257160000	16	41	23	31	M 5 x 12	M 6	38	30	4,7	6 x 35	14	10	100*	0,65
257180000	18	42	24	32	M 5 x 12	M 6	38	30	4,7	6 x 35	14	10	100*	0,69
257220000	22	45	27	35	M 5 x 12	M 6	38	30	4,7	6 x 35	16	10	100*	0,69
257260000	26	47	29	37	M 5 x 12	M 6	38	30	4,7	6 x 35	18	10	100*	0,71
257280000	28	51	32	40	M 5 x 12	M 6	38	30	4,7	6 x 35	18	10	100*	0,77
257320000	32	53	35	43	M 5 x 12	M 6	38	30	4,7	6 x 35	20	10	100*	0,80
257350000	35	57	39	46	M 5 x 12	M 6	38	30	4,7	6 x 35	22	10	50*	0,87
257400000	40	60	43	49	M 5 x 12	M 6	38	30	4,7	6 x 35	22	10	50*	0,91
257420000	42	65	48	55	M 5 x 12	M 6	38	30	4,7	6 x 35	22	10	50*	1,00
257480000	48	67	50	56	M 5 x 12	M 6	38	30	4,7	6 x 35	24	10	50*	1,07
257500000	50	78	58	65	M 5 x 12	M 6	38	30	4,7	6 x 35	26	10	50*	1,12
257600000	60	91	67	79	M 5 x 12	M 6	38	30	4,7	6 x 35	28	5	25*	1,17

[*] unità minima di vendita / minimum selling quantity



259

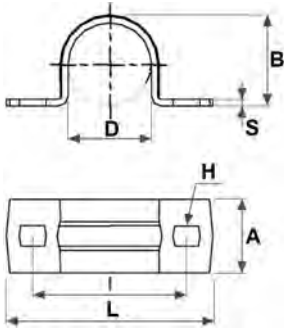
GRAFFETTA ZINCATO PER FISSAGGIO TUBO

- LIGHT CLIP
- EINFACHE FIXBBRIDE
- ATTACHE
- GRAPA

CODE	D mm	H mm	A mm	B mm	L mm	S mm			€
259100000	10	6,5 x 12,5	14	12	34	1,2	4	100*	0,22
259120000	12	6,5 x 12,5	14	14	37	1,2	4	100*	0,24
259140000	14	6,5 x 12,5	14	18	39	1,2	4	100*	0,25
259160000	16	6,5 x 12,5	14	17	39	1,2	6	100*	0,26
259200000	20	6,5 x 12,5	14	21	42	1,2	8	100*	0,29
259220000	22	6,5 x 12,5	14	23	45	1,2	8	100*	0,30
259260000	26	6,5 x 12,5	14	27	50	1,2	12	100*	0,34
259280000	28	6,5 x 12,5	14	29	53	1,2	12	100*	0,38
259320000	32	6,5 x 12,5	15	34	60	1,8	20	100*	0,38
259400000	40	6,5 x 12,5	15	42	67	1,8	24	50*	0,41
259500000	50	6,5 x 12,5	15	52	78	1,8	28	50*	0,50
259600000	60	8,5 x 11	25	62	98	2,2	66	50*	0,79

[*] unità minima di vendita / minimum selling quantity



Y 20 24



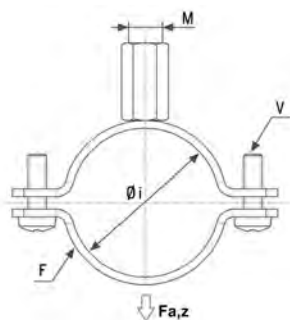
271

CAVALLOTTO ZINCATO PER FISSAGGIO TUBO

- LIGHT U-BOLT
- ROHRBÄNDER
- ÉTRIER LÉGÈRE
- GRAPA PUENTE

CODE	D mm	H mm	A mm	B mm	L mm	I mm	S mm			€
271100000	10	Foro / Hole 5	10	12	42	31	0,9	6	100*	0,22
271120000	12	Foro / Hole 5	10	14	45	34	0,9	6	100*	0,24
271140000	14	Foro / Hole 5	10	15	45	32	0,9	6	100*	0,25
271160000	16	5 x 6,5	12	17	49	36	0,9	6	100*	0,26
271200000	20	5 x 6,5	12	21	51	38	0,9	6	100*	0,29
271220000	22	6,5 x 8,5	14	23	61	46	0,9	8	100*	0,30
271260000	26	6,5 x 8,5	14	28	63	49	0,9	8	100*	0,34
271280000	28	6,5 x 8,5	14	30	67	50	0,9	12	100*	0,38
271320000	32	6,5 x 10	14	33	69	51	0,9	14	100*	0,38
271400000	40	6,5 x 10	14	41	78	60	0,9	16	50*	0,41
271500000	50	6,5 x 10	14	51	92	74	0,9	20	50*	0,50
271600000	60	8,5 x 11	25	62	125	97	2,2	78	50*	1,51

[*] unità minima di vendita / minimum selling quantity






356

COLLARE SENZA VITE E TASSELLO, DADO COMBI M8-M10

- COLLAR FOR PIPE CLAMPING WITHOUT DOWEL & WOOD-IRON SCREW
- SCHELLE FÜR ROHRBEFESTIGUNG OHNE DUBEL UND EISEN-HOLZSCHRAUBE, M8-M10 MUTTER
- COLLIER DE FIXATION POUR TUBE SANS CHEVILLE ET VIS FER-BOIS, ECROU M8-M10
- ABRAZADERA FIJACIÓN TUBO SIN TACO NI TORNILLO, TUERCA M8-M10

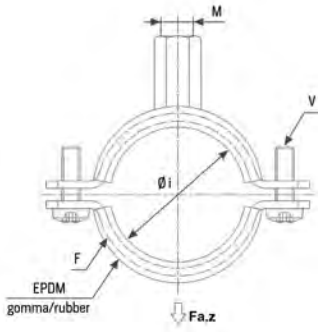
MATERIAL: S185 (1.0035)

CODE	DN inch	Øi mm	F lg x sp mm	M	V mm	Fa,z daN				€
356308000	3/8"	15-19	19 x 1,8	M 8 / 10	M 6 x 20	195	54	50*	5600	1,07
356102000	1/2"	20-25	19 x 1,8	M 8 / 10	M 6 x 20	195	54	50*	5600	1,13
356304000	3/4"	26-30	19 x 1,8	M 8 / 10	M 6 x 20	195	60	50*	5600	1,23
356100000	1"	32-36	19 x 1,8	M 8 / 10	M 6 x 20	195	64	50*	5000	1,31
356114000	1 1/4"	38-43	19 x 1,8	M 8 / 10	M 6 x 20	195	70	25*	3000	1,53
356112000	1 1/2"	47-51	19 x 1,8	M 8 / 10	M 6 x 20	195	75	25*	3000	1,67
356200000	2"	60-64	19 x 1,8	M 8 / 10	M 6 x 20	195	86	25*	3000	1,78
356212000	2 1/2"	75-80	19 x 1,8	M 8 / 10	M 6 x 20	195	102	25*	2500	2,60
356300000	3"	87-92	19 x 1,8	M 8 / 10	M 6 x 20	195	112	25*	2500	2,97
356312000	3 1/2"	99-105	19 x 1,8	M 8 / 10	M 6 x 20	195	116	25*	2500	3,13
356400000	4"	113-118	19 x 1,8	M 8 / 10	M 6 x 20	195	136	25*	1300	3,52
356412000	Ø 125	125-130	19 x 2	M 8 / 10	M 6 x 20	195	144	25*	1300	3,83
356500000	5"	138-142	19 x 2	M 8 / 10	M 6 x 20	195	172	25*	1300	5,47
356600000	Ø 160	159-166	19 x 2	M 8 / 10	M 6 x 25	195	192	25*	600	5,90
356612000	6"	168-172	19 x 2	M 8 / 10	M 6 x 25	195	192	25*	600	7,75
356800000	8"	215-226	19 x 2,2	M 8 / 10	M 6 x 30	195	280	25*	600	8,56

(*) unità minima di vendita / minimum selling quantity

Fa,z -> Fattore di sicurezza = 3; safety factor = 3; Sicherheitsfaktor = 3; facteur de sécurité = 3; factor de seguridad = 3.

Y 20 24



356/G

COLLARE CON GOMMA, SENZA VITE E TASSELLO, DADO COMBI M8-M10

- COLLAR FOR PIPE CLAMPING WITH RUBBER GASKET WITHOUT DOWEL & WOODIRON SCREW
- SCHELLE FÜR ROHRBEFESTIGUNG MIT GUMMIEINLAGE OHNE DUBEL UND EISENHOLZ-SCHRAUBE
- COLLIER DE FIXATION GARNITURE ISOPHONIQUE SANS CHEVILLE ET VIS FER-BOIS
- ABRAZADERA FIJACIÓN JUNTA DE GOMA SIN TACO NI TORNILLO

MATERIAL: S185 (1.0035)

VULCANIZED RUBBER:

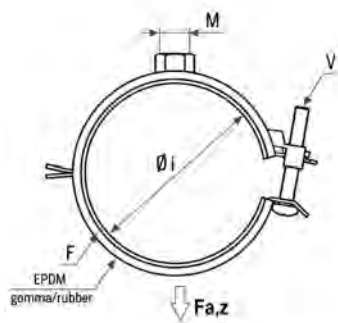
EPDM [-20° C/+120° C]

CODE	DN inch	Øi mm	F lg x sp mm	M	V mm	Fa,z daN	g	Box	Stack	€
35630800G	3/8"	15-19	19 x 1,8	M 8 / 10	M 6 x 20	195	60	50*	5600	1,29
35610200G	1/2"	20-25	19 x 1,8	M 8 / 10	M 6 x 20	195	67	50*	5600	1,36
35630400G	3/4"	26-30	19 x 1,8	M 8 / 10	M 6 x 20	195	74	50*	5600	1,42
35610000G	1"	32-36	19 x 1,8	M 8 / 10	M 6 x 20	195	80	50*	5000	1,62
35611400G	1 1/4"	38-43	19 x 1,8	M 8 / 10	M 6 x 20	195	88	25*	3000	1,92
35611200G	1 1/2"	47-51	19 x 1,8	M 8 / 10	M 6 x 20	195	92	25*	3000	2,05
35605400G	Ø 54	53-58	19 x 1,8	M 8 / 10	M 6 x 20	195	108	25*	3000	2,21
35620000G	2"	60-64	19 x 1,8	M 8 / 10	M 6 x 20	195	114	25*	3000	2,27
35621200G	2 1/2"	75-80	19 x 1,8	M 8 / 10	M 6 x 20	195	130	25*	2500	3,85
35630000G	3"	87-92	19 x 1,8	M 8 / 10	M 6 x 20	195	150	25*	2500	4,30
35631200G	3 1/2"	99-105	19 x 1,8	M 8 / 10	M 6 x 20	195	156	25*	2500	4,62
35611000G	Ø 108-110	107-112	19 x 1,8	M 8 / 10	M 6 x 20	195	162	25*	1300	5,03
35640000G	4"	113-118	19 x 1,8	M 8 / 10	M 6 x 20	195	168	25*	1300	5,22
35641200G	Ø 125	125-130	19 x 2	M 8 / 10	M 6 x 20	195	188	25*	1300	7,78
35650000G	5"	138-142	19 x 2	M 8 / 10	M 6 x 20	195	204	25*	1300	9,05
35660000G	Ø 160	159-166	19 x 2	M 8 / 10	M 6 x 25	195	238	25*	600	10,08
35661200G	6"	168-172	19 x 2	M 8 / 10	M 6 x 25	195	242	25*	600	11,76
35680000G	8"	215-226	19 x 2,2	M 8 / 10	M 6 x 30	195	346	25*	600	12,85

[*] unità minima di vendita / minimum selling quantity

Fa,z --> Fattore di sicurezza = 3; safety factor = 3; Sicherheitsfaktor = 3; facteur de sécurité = 3; factor de seguridad = 3.

Y 20 24

**359/M8****COLLARE CON GOMMA SGANCIO 1 VITE DADO M8**

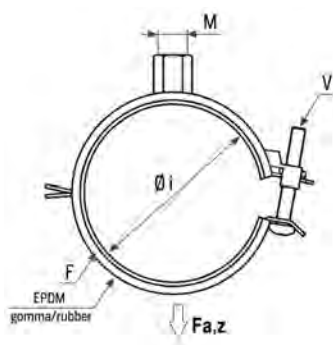
- PIPE CLAMP M8 WITH EPDM RUBBER 1 SCREW FIXING
- ROHRSCHELLE FÜR ROHRE IN SCHWEREE AUSFÜHRUNG MIT GUMMI IN EPDM, M8-MUTTER
- COLLIER ISOPHONIQUE À CHARNIÈRE M8
- ABRAZADERA ABIERTA ISOFÓNICA M8

MATERIAL: S185 (1.0035)**VULCANIZED RUBBER:**EPDM [-20°
C/+120° C]

CODE	DN inch	Øi mm	F lg x sp mm	M	V mm	Fa,z daN				€
359104000	1/4"	11-15	20 x 1,2	M 8	M 5 x 25	80	30	100*	7200	0,94
359308000	3/8"	15-19	20 x 1,2	M 8	M 5 x 25	80	34	100*	7200	1,07
359102000	1/2"	21-23	20 x 1,2	M 8	M 5 x 25	80	38	100*	7200	1,16
359304000	3/4"	26-28	20 x 1,2	M 8	M 5 x 25	80	42	100*	4800	1,22
359100000	1"	32-35	20 x 1,2	M 8	M 5 x 30	80	50	100*	4800	1,32
359114000	1 1/4"	40-43	20 x 1,2	M 8	M 5 x 30	80	54	50*	2500	1,55
359112000	1 1/2"	48-51	20 x 1,2	M 8	M 5 x 35	80	63	50*	2500	1,70
359054000	Ø 54	51-56	20 x 1,2	M 8	M 5 x 35	80	64	50*	1750	1,79
359200000	2"	57-60	20 x 1,2	M 8	M 5 x 35	80	70	50*	1750	1,84
359063000	Ø 63	62-65	20 x 1,2	M 8	M 5 x 35	80	74	50*	1750	1,91

(*) unità minima di vendita / minimum selling quantity

Fa,z -> Fattore di sicurezza = 3; safety factor = 3; Sicherheitsfaktor = 3; facteur de sécurité = 3; factor de seguridad = 3.



Y 20 24

359/M8-10**COLLARE CON GOMMA SGANCIO 1 VITE DADO M8/M10**

- PIPE CLAMP M8/M10 WITH EPDM RUBBER 1 SCREW FIXING
- ROHRSCHELLE FÜR ROHRE IN SCHWEREE AUSFÜHRUNG MIT GUMMI IN EPDM, M8/M10-MUTTE
- COLLIER ISOPHONIQUE À CHARNIÈRE M8/M10
- ABRAZADERA ABIERTA ISOFÓNICA M8/M10

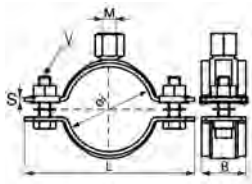
MATERIAL: S185 (1.0035)**VULCANIZED RUBBER:**EPDM [-20°
C/+120° C]

CODE	DN inch	Øi mm	F lg x sp mm	M	V mm	Fa,z daN				€
359104001	1/4"	11-15	20 x 1,2	M 8/10	M 5 x 25	80	36	100*	7200	1,16
359308001	3/8"	15-19	20 x 1,2	M 8/10	M 5 x 25	80	40	100*	7200	1,26
359102001	1/2"	21-23	20 x 1,2	M 8/10	M 5 x 25	80	44	100*	7200	1,26
359304001	3/4"	26-28	20 x 1,2	M 8/10	M 5 x 25	80	48	100*	4800	1,35
359100001	1"	32-35	20 x 1,2	M 8/10	M 5 x 30	80	54	100*	4800	1,51
359114001	1 1/4"	40-43	20 x 1,2	M 8/10	M 5 x 30	80	62	50*	2500	1,91
359112001	1 1/2"	48-51	20 x 1,2	M 8/10	M 5 x 35	80	68	50*	2500	1,97
359054001	Ø 54	51-56	20 x 1,2	M 8/10	M 5 x 35	80	70	50*	1750	2,05
359200001	2"	57-60	20 x 1,2	M 8/10	M 5 x 35	80	74	50*	1750	2,11
359063001	Ø 63	62-65	20 x 1,2	M 8/10	M 5 x 35	80	80	50*	1750	2,17

(*) unità minima di vendita / minimum selling quantity

Fa,z -> Fattore di sicurezza = 3; safety factor = 3; Sicherheitsfaktor = 3; facteur de sécurité = 3; factor de seguridad = 3.

Y 20 28



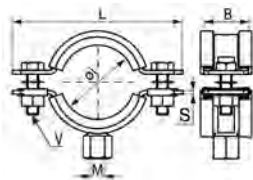
363

COLLARE PESANTE

- HEAVY COLLAR
- SCHWER SCHELLE
- COLLIER SÉRIE LOURDE
- ABRAZADERA GRUESA

CODE	DN inch	Øi mm	M	V mm	B mm	S mm	L mm				€
363000200	2"	59 - 65	M 8 / 10	M 8 x 30	30	2,5	122	225	-	50*	18,39
363000212	2 1/2"	72 - 78	M 10 / 12	M 8 x 30	30	3	136	292	-	50*	19,61
363000300	3"	86 - 92	M 10 / 12	M 8 x 30	30	3	152	339	-	30*	21,85
363000400	4"	108 - 116	M 10 / 12	M 8 x 35	30	3	175	370	-	20*	22,60
363000500	5"	132 - 140	M 10 / 12	M 8 x 35	30	3	200	426	-	20*	25,19
363000600	6"	159 - 169	M 10 / 12	M 10 x 40	38	4	240	862	-	10*	32,21
363000800	8"	217 - 227	M 10 / 12	M 10 x 40	38	4	299	1047	1*	10	39,19
363000244	-	244 - 254	M 16	M 12 x 50	38	4	335	1238	1*	10	47,05
363001000	10"	267 - 279	M 16	M 12 x 50	38	4	360	1268	1*	-	47,90
363001200	12"	315 - 325	M 16	M 12 x 50	48	5	403	2200	1*	-	69,58
363001400	14"	350 - 360	M 16	M 12 x 50	48	5	439	2369	1*	-	86,27
363001600	16"	398 - 408	M 16	M 12 x 50	48	5	487	2651	1*	-	93,89
363001800	18"	448 - 458	M 16	M 12 x 50	48	5	537	2897	1*	-	104,97
363002000	20"	499 - 509	M 16	M 12 x 50	48	5	588	3380	1*	-	106,61

(*) unità minima di vendita / minimum selling quantity



Conforme a
Conform to
Entsprechend
Correspondant
Conforme a la

DIN 4109

363/G

COLLARE PESANTE CON GOMMA

- HEAVY COLLAR WITH RUBBER
- SCHWER SCHELLE MIT GUMMI
- COLLIER GOMME SÉRIE LOURDE
- ABRAZADERA GRUESA CON GOMA

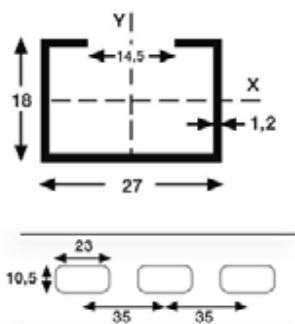
VULCANIZED RUBBER:

EPDM (-20°
C/+120° C)
durezza/hardness
55 Shore

Y 20 28

CODE	DN inch	Øi mm	M	V mm	B mm	S mm	L mm				€
363000212G	2 1/2"	72 - 78	M 10 / 12	M 8 x 30	30	3	144	350	-	20*	24,85
363000300G	3"	86 - 92	M 10 / 12	M 8 x 30	30	3	159	390	-	20*	25,97
363000400G	4"	108 - 116	M 10 / 12	M 8 x 35	30	3	182	450	-	20*	27,73
363000500G	5"	132 - 140	M 10 / 12	M 8 x 35	30	3	207	523	-	10*	30,43
363000600G	6"	159 - 169	M 10 / 12	M 10 x 50	38	4	254	1094	-	10*	50,47
363000800G	8"	217 - 227	M 10 / 12	M 12 x 50	38	4	322	1380	1*	10	63,18
363000244G	-	240 - 250	M 16	M 12 x 50	38	4	345	1579	1*	6	71,01
363001000G	10"	265 - 275	M 16	M 12 x 50	48	5	367	2267	1*	-	82,35
363001200G	12"	315 - 325	M 16	M 12 x 50	48	5	414	2573	1*	-	84,65
363001400G	14"	354 - 364	M 16	M 12 x 50	48	5	453	2980	1*	-	106,30
363001600G	16"	398 - 408	M 16	M 12 x 50	48	5	497	3178	1*	-	114,74
363001800G	18"	448 - 458	M 16	M 12 x 50	48	5	548	3546	1*	-	135,98
363002000G	20"	499 - 509	M 16	M 12 x 50	48	5	599	3862	1*	-	139,35

(*) unità minima di vendita / minimum selling quantity

**210-P1****PROFILO 2 M ZINCATO SENDZIMIR**

- GALVANIZED FIXING RAIL 2 M
- MONTAGESCHIENE VERZINKT 2 M
- RAIL GALVANISÉ 2 M
- GUÍA PERFORADA GALVANIZADA 2 M

MATERIAL: DX51D+Z**GALVANIZATION:** zincatura Sendzimir
Sendzimir galvanised**DIMENSION:** 27 x 18 x 1,2

CODE	Section cm ²	Jx cm ⁴	Jy cm ⁴	Wx cm ³	Wy cm ³			€
21000004	0,84	0,34	0,92	0,32	0,68	0,55	10 barre	17,27

Asse di riferimento X-X

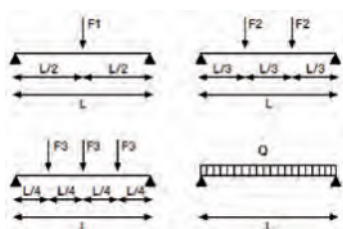
Il momento d'inerzia Jx-Jy ed i moduli di resistenza Wx-Wy sono calcolati in corrispondenza di una sezione omogenea (fori esclusi).

F1 - F2 - F3 - Q = [daN] 1 daN ≈ 1 kgf Portate calcolate considerando una freccia limite = L/200.

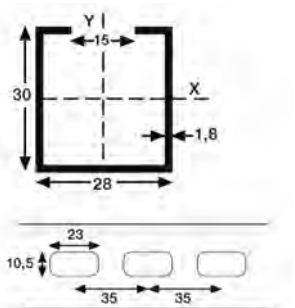
Reference axis X-X

Moment of inertia Jx-Jy and strength modulus Wx-Wy are calculated in correspondence with homogeneous section (holes excluded).

F1 - F2 - F3 - Q = [daN] 1 daN ≈ 1 kgf Loads calculation considering a limit deflection = L/200.



21000004 27x18x1,2	L (mm)			
	500	1000	1500	2000
F1	37	19	8	5
F2	28	11	5	3
F3	19	8	4	2
Q	75	30	13	8

**210-P2****PROFILO 2 M ZINCATO SENDZIMIR**

- GALVANIZED FIXING RAIL 2 M
- MONTAGESCHIENE VERZINKT 2 M
- RAIL GALVANISÉ 2 M
- GUÍA PERFORADA GALVANIZADA 2 M

MATERIAL: DX51D+Z**GALVANIZATION:** zincatura Sendzimir
Sendzimir galvanised**DIMENSION:** 28 x 30 x 1,8

CODE	Section cm ²	Jx cm ⁴	Jy cm ⁴	Wx cm ³	Wy cm ³			€
21000005	1,58	1,76	2,08	1,02	1,49	1,17	10 barre	32,31

Asse di riferimento X-X

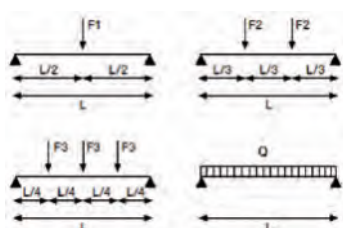
Il momento d'inerzia Jx-Jy ed i moduli di resistenza Wx-Wy sono calcolati in corrispondenza di una sezione omogenea (fori esclusi).

F1 - F2 - F3 - Q = [daN] 1 daN ≈ 1 kgf Portate calcolate considerando una freccia limite = L/200.

Reference axis X-X

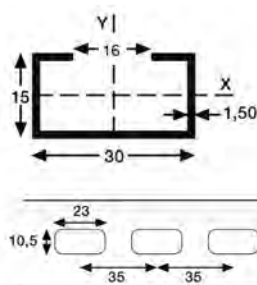
Moment of inertia Jx-Jy and strength modulus Wx-Wy are calculated in correspondence with homogeneous section (holes excluded).

F1 - F2 - F3 - Q = [daN] 1 daN ≈ 1 kgf Loads calculation considering a limit deflection = L/200.



21000005 28x30x1,8	L (mm)			
	500	1000	1500	2000
F1	116	58	39	23
F2	87	44	24	14
F3	58	29	17	10
Q	233	116	66	37

Y1011

**210-P3****PROFILO 2 M ZINCATO SENDZIMIR**

- GALVANIZED FIXING RAIL 2 M
- MONTAGESCHIENE VERZINKT 2 M
- RAIL GALVANISÉ 2 M
- GUÍA PERFORADA GALVANIZADA 2 M

MATERIAL: DX51D+Z**GALVANIZATION:** zincatura Sendzimir
Sendzimir galvanised**DIMENSION:** 30 x 15 x 1,5

CODE	Section cm ²	Jx cm ⁴	Jy cm ⁴	Wx cm ³	Wy cm ³	kg/m	6 barre	€
21000000	0,98	0,30	1,26	0,33	0,84	0,70	6 barre	19,11

Asse di riferimento X-X

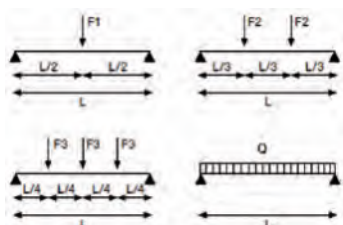
Il momento d'inerzia Jx-Jy ed i moduli di resistenza Wx-Wy sono calcolati in corrispondenza di una sezione omogenea (fori esclusi).

F1 - F2 - F3 - Q = (daN) 1 daN ≈ 1 kgf Portate calcolate considerando una freccia limite = L/200.

Reference axis X-X

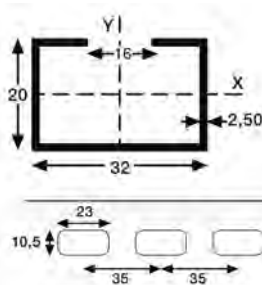
Moment of inertia Jx-Jy and strength modulus Wx-Wy are calculated in correspondence with homogeneous section (holes excluded).

F1 - F2 - F3 - Q = (daN) 1 daN ≈ 1 kgf Loads calculation considering a limit deflection = L/200.



21000000 30x15x1,5	L (mm)			
	500	1000	1500	2000
F1	36	15	7	4
F2	27	9	4	2
F3	18	6	3	2
Q	73	25	11	6

Y1011

**210-P4****PROFILO 2 M ZINCATO SENDZIMIR**

- GALVANIZED FIXING RAIL 2 M
- MONTAGESCHIENE VERZINKT 2 M
- RAIL GALVANISÉ 2 M
- GUÍA PERFORADA GALVANIZADA 2 M

MATERIAL: DX51D+Z**GALVANIZATION:** zincatura Sendzimir
Sendzimir galvanised**DIMENSION:** 32 x 20 x 2,5

CODE	Section cm ²	Jx cm ⁴	Jy cm ⁴	Wx cm ³	Wy cm ³	kg/m	6 barre	€
21000001	1,87	0,94	2,70	0,80	1,68	1,30	6 barre	31,28

Asse di riferimento X-X

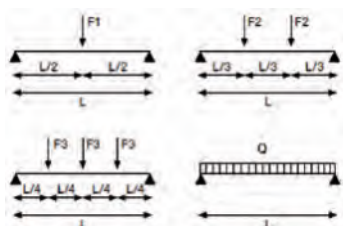
Il momento d'inerzia Jx-Jy ed i moduli di resistenza Wx-Wy sono calcolati in corrispondenza di una sezione omogenea (fori esclusi).

F1 - F2 - F3 - Q = (daN) 1 daN ≈ 1 kgf Portate calcolate considerando una freccia limite = L/200.

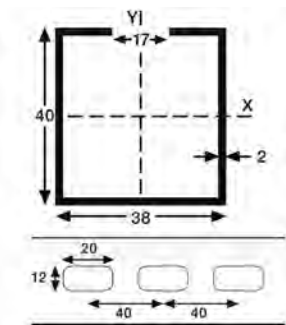
Reference axis X-X

Moment of inertia Jx-Jy and strength modulus Wx-Wy are calculated in correspondence with homogeneous section (holes excluded).

F1 - F2 - F3 - Q = (daN) 1 daN ≈ 1 kgf Loads calculation considering a limit deflection = L/200.



21000001 32x20x2,5	L (mm)			
	500	1000	1500	2000
F1	86	43	21	12
F2	65	28	13	7
F3	43	20	9	5
Q	173	77	34	19

**210-P5****PROFILO 2 M ZINCATO SENDZIMIR**

- GALVANIZED FIXING RAIL 2 M
- MONTAGESCHIENE VERZINKT 2 M
- RAIL GALVANISÉ 2 M
- GUÍA PERFORADA GALVANIZADA 2 M

MATERIAL: DX51D+Z**GALVANIZATION:** zincatura Sendzimir
Sendzimir galvanised**DIMENSION:** 38 x 40 x 2

Y 10 11

CODE	Section cm ²	Jx cm ⁴	Jy cm ⁴	Wx cm ³	Wy cm ³			€
21000002	2,59	5,57	6,20	2,51	3,26	2,0	4 barre	55,63

Asse di riferimento X-X

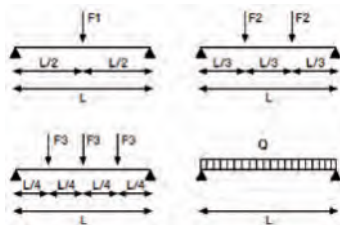
Il momento d'inerzia Jx-Jy ed i moduli di resistenza Wx-Wy sono calcolati in corrispondenza di una sezione omogenea (fori esclusi).

F1 - F2 - F3 - Q = [daN] 1 daN ≈ 1 kgf Portate calcolate considerando una freccia limite = L/200.

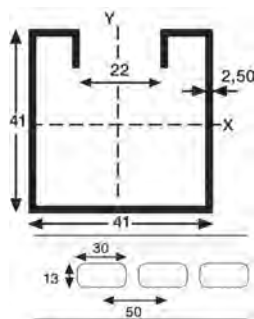
Reference axis X-X

Moment of inertia Jx-Jy and strength modulus Wx-Wy are calculated in correspondence with homogeneous section (holes excluded).

F1 - F2 - F3 - Q = [daN] 1 daN ≈ 1 kgf Loads calculation considering a limit deflection = L/200.



21000002 38x40x2	L (mm)			
	500	1000	1500	2000
F1	256	128	85	64
F2	192	96	64	40
F3	128	64	43	29
Q	512	256	171	110

**210-P6****PROFILO 3/6 M ZINCATO SENDZIMIR**

- GALVANIZED FIXING RAIL 3/6 M
- MONTAGESCHIENE VERZINKT 3/6 M
- RAIL GALVANISÉ 3/6 M
- GUÍA PERFORADA GALVANIZADA 3/6 M

MATERIAL: DX51D+Z**GALVANIZATION:** zincatura Sendzimir
Sendzimir galvanised**DIMENSION:** 41 x 41 x 2,5

Y 10 11

CODE	Total length m	Section cm ²	Jx cm ⁴	Jy cm ⁴	Wx cm ³	Wy cm ³			€
21000006	3 m	3,25	6,28	9,18	2,99	4,48	2,55	5 barre	85,89
21000007	6 m	3,25	6,28	9,18	2,99	4,48	2,55	5 barre	166,92

Asse di riferimento X-X

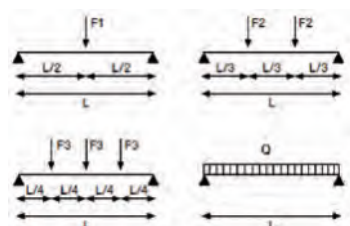
Il momento d'inerzia Jx-Jy ed i moduli di resistenza Wx-Wy sono calcolati in corrispondenza di una sezione omogenea (fori esclusi).

F1 - F2 - F3 - Q = [daN] 1 daN ≈ 1 kgf Portate calcolate considerando una freccia limite = L/200.

Reference axis X-X

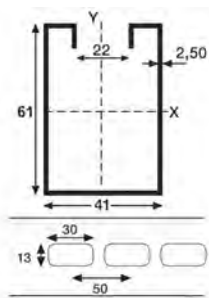
Moment of inertia Jx-Jy and strength modulus Wx-Wy are calculated in correspondence with homogeneous section (holes excluded).

F1 - F2 - F3 - Q = [daN] 1 daN ≈ 1 kgf Loads calculation considering a limit deflection = L/200.



21000006 - 21000007 41x41x2,5	L (mm)				
	500	1000	1500	2000	3000
F1	319	159	106	78	35
F2	239	120	80	46	20
F3	159	80	53	33	15
Q	638	319	213	124	55

Y1011

**210-P8****PROFILO 3 M ZINCATO SENDZIMIR**

- GALVANIZED FIXING RAIL 3 M
- MONTAGESCHIENE VERZINKT 3 M
- RAIL GALVANISÉ 3 M
- GUÍA PERFORADA GALVANIZADA 3 M

MATERIAL: DX51D+Z**GALVANIZATION:** zincatura Sendzimir
Sendzimir galvanised**DIMENSION:** 41 x 61 x 2,5

CODE	Section cm ²	Jx cm ⁴	Jy cm ⁴	Wx cm ³	Wy cm ³	kg/m	Barre	€
21000008	4,25	17,56	12,88	5,67	6,29	3,34	5 barre	117,39

Asse di riferimento X-X

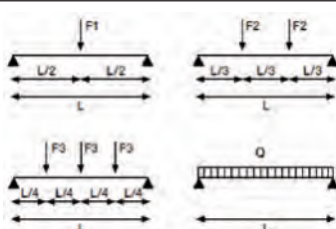
Il momento d'inerzia Jx-Jy ed i moduli di resistenza Wx-Wy sono calcolati in corrispondenza di una sezione omogenea [fori esclusi].

F1 - F2 - F3 - Q = [daN] 1 daN ≈ 1 kgf Portate calcolate considerando una freccia limite = L/200.

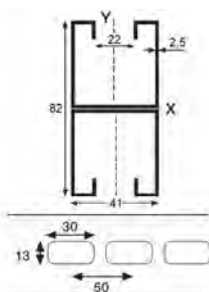
Reference axis X-X

Moment of inertia Jx-Jy and strength modulus Wx-Wy are calculated in correspondence with homogeneous section [holes excluded].

F1 - F2 - F3 - Q = [daN] 1 daN ≈ 1 kgf Loads calculation considering a limit deflection = L/200.



21000008 41x61x2,5	L (mm)				
	500	1000	1500	2000	3000
F1	605	302	202	151	96
F2	454	227	151	113	57
F3	302	151	101	76	41
Q	1210	605	403	302	154

**210-P9****PROFILO 3 M ZINCATO SENDZIMIR**

- GALVANIZED FIXING RAIL 3 M
- MONTAGESCHIENE VERZINKT 3 M
- RAIL GALVANISÉ 3 M
- GUÍA PERFORADA GALVANIZADA 3 M

MATERIAL: DX51D+Z**GALVANIZATION:** zincatura Sendzimir
Sendzimir galvanised**DIMENSION:** 41 x 82 x 2,5

CODE	Section cm ²	Jx cm ⁴	Jy cm ⁴	Wx cm ³	Wy cm ³	kg/m	Barre	€
21000009	6,50	36,83	18,35	8,98	8,95	5,10	5 barre	198,52

Asse di riferimento X-X

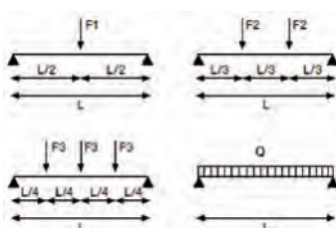
Il momento d'inerzia Jx-Jy ed i moduli di resistenza Wx-Wy sono calcolati in corrispondenza di una sezione omogenea [fori esclusi].

F1 - F2 - F3 - Q = [daN] 1 daN ≈ 1 kgf Portate calcolate considerando una freccia limite = L/200.

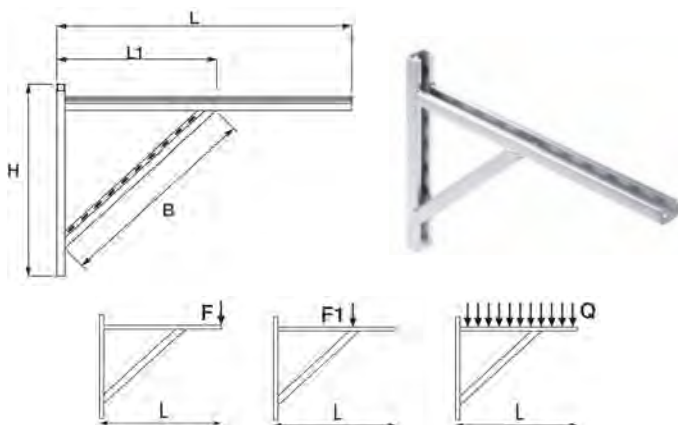
Reference axis X-X

Moment of inertia Jx-Jy and strength modulus Wx-Wy are calculated in correspondence with homogeneous section [holes excluded].

F1 - F2 - F3 - Q = [daN] 1 daN ≈ 1 kgf Loads calculation considering a limit deflection = L/200.



21000009 41x82x2,5	L (mm)				
	500	1000	1500	2000	3000
F1	958	479	319	239	160
F2	718	359	239	180	119
F3	479	239	160	120	80
Q	1916	958	639	479	319



230

MENSOLA SALDATA A SQUADRA IN PROFILATO

- TRIANGULAR BRACKET
- UNTERSTÜTZUNG FERTIGKONSOLE
- CONSOLE AVEC RENFORCE
- SOPORTE 90° SALDADO Y GALVANIZADO

Fixing rail: 32x20x2,5


CODE	Version	L mm	L1 mm	B mm	H mm	F daN	F1 daN	Q daN				€
230370000	Zincata Galvanized	370	200	250	275	60	600	250	1100	2	240	28,94
230545000	Zincata Galvanized	545	290	380	380	40	600	160	1500	2	165	37,56
230370001	Zincata Verniciata Galvanized Painted	370	200	250	275	60	600	250	1100	2	240	40,47
230545001	Zincata Verniciata Galvanized Painted	545	290	380	380	40	600	160	1500	2	165	52,65

MATERIALE STAFFE: acciaio zincato. **FINITURA VERNICIATA:** a polvere, colore bianco RAL 9010

Raccorderie Metalliche garantisce le portate di carico fatto salvo il corretto ancoraggio alla parete. 1 DaN ≈ 1 Kg

BRACKET MATERIAL: galvanized steel. **PAINTED FINISHING:** powder coated, RAL 9010 colour.

Raccorderie Metalliche guarantees the load only in the case of a correct wall anchorage. 1 daN ≈ 1 kgf



231/32

MENSOLA SALDATA A PARETE ZINCATA

- GALVANIZED WALL BRACKET
- FERTIGKONSOLE VERZINK
- CONSOLE GALVANISÉE
- SOPORTE GALVANIZADO

Fixing rail: 32x20x2,5

CODE	Version	L mm	B mm	S mm	H mm	F daN	F1 daN	Q daN				€
231280000	Zincata Galvanized	280	40	4	120	38	77	77	480	20	800	11,68

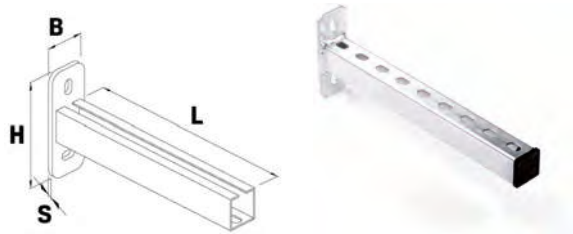
MATERIALE STAFFE: acciaio zincato. **VERSIONE:** con tappo di testa montato.

Raccorderie Metalliche garantisce le portate di carico fatto salvo il corretto ancoraggio alla parete. 1 DaN ≈ 1 Kg

BRACKETS MATERIAL: galvanized steel. **VERSION:** with mounted head cap.

Raccorderie Metalliche guarantees the load only in the case of a correct wall anchorage. 1 daN ≈ 1 kgf

Y1011

**231/38****MENSOLA SALDATA A PARETE ZINCATA**

- GALVANIZED WALL BRACKET
- FERTIGKONSOLE VERZINK
- CONSOLE GALVANISÉE
- SOPORTE GALVANIZADO

**Fixing rail: 38x40x2**

CODE	Version	L mm	B mm	S mm	H mm	F daN	F1 daN	Q daN	g	Box	€
231200000	Zincata Galvanized	200	50	6	134	149	297	297	508	10	37,67
231360000	Zincata Galvanized	360	50	6	134	83	165	165	988	10	39,50
231520000	Zincata Galvanized	520	50	6	134	57	114	114	1316	10	42,18

MATERIALE STAFFE: acciaio zincato. **VERSIONE:** con tappo di testa montato.


Raccorderie Metalliche garantisce le portate di carico fatto salvo il corretto ancoraggio alla parete. 1 DaN ≈ 1 Kgf

BRACKETS MATERIAL: galvanized steel. **VERSION:** with mounted head cap.

Raccorderie Metalliche guarantees the load only in the case of a correct wall anchorage. 1 daN ≈ 1 kgf

**231/41****MENSOLA SALDATA A PARETE ZINCATA**

- GALVANIZED WALL BRACKET
- FERTIGKONSOLE VERZINK
- CONSOLE GALVANISÉE
- SOPORTE GALVANIZADO

**Fixing rail: 41x41x2,5**

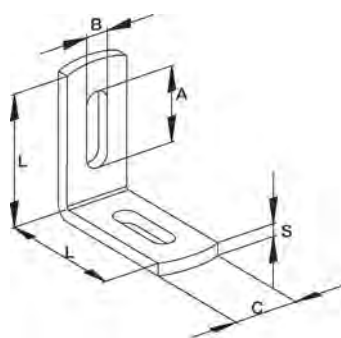
CODE	Version	L mm	B mm	S mm	H mm	F daN	F1 daN	Q daN	g	Box	€
231325000	Zincata Galvanized	300	50	6	144	130	260	260	800	10	30,65
231425000	Zincata Galvanized	400	50	6	144	98	195	195	2100	1	35,26
231525000	Zincata Galvanized	500	50	6	144	78	156	156	1646	1	41,38
231625000	Zincata Galvanized	600	50	6	144	60	130	130	1932	1	44,45

MATERIALE STAFFE: acciaio zincato. **VERSIONE:** con tappo di testa montato.

Raccorderie Metalliche garantisce le portate di carico fatto salvo il corretto ancoraggio alla parete. 1 DaN ≈ 1 Kgf

BRACKETS MATERIAL: galvanized steel. **VERSION:** with mounted head cap.

Raccorderie Metalliche guarantees the load only in the case of a correct wall anchorage. 1 daN ≈ 1 kgf



**212/90**

Y 10 13

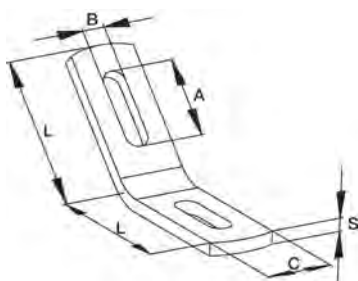
ANGOLARE A 90° ZINCATO PER PROFILATO

- 90° CONNECTION PLATE
- MONTAGE-WINKEL 90°
- EQUERRE 90°
- ESCUADRA 90°

For fixing rails: 27/18 - 28/30 - 30/15 - 32/20

CODE	L mm	C mm	S mm	A x B mm	 g		€
21200090	60	26	5	30 x 8,5	92	100	3,78

Tolleranza angolo di piega squadretta: ± 2 gradi
Tolerance angle bracket: ± 2 degrees



**212/135**

Y 10 13

ANGOLARE A 135° ZINCATO PER PROFILATO

- 135° CONNECTION PLATE
- MONTAGE-WINKEL 135°
- EQUERRE 135°
- ESCUADRA 135°

For fixing rails: 27/18 - 28/30 - 30/15 - 32/20

CODE	L mm	C mm	S mm	A x B mm	 g		€
21200045	56	26	5	30 x 8,5	88	100	3,83

Tolleranza angolo di piega squadretta: ± 2 gradi
Tolerance angle bracket: ± 2 degrees



**212/90 Kit**

Y 10 13

KIT ANGOLARE A 90° ZINCATO PER PROFILATO

- KIT 90° CONNECTION PLATE
- MONTAGEKIT-WINKEL 90°
- KIT EQUERRE 90°
- KIT ESCUADRA 90°

For fixing rails: 27/18 - 28/30 - 30/15 - 32/20

CODE	Description	 g		€
212900000	n° 2 angolari / connection plate 90° cod. 21200090 n° 4 dadi a rombo / rhomboidal nut cod. 213008000 n° 4 viti zigrinate / knurled screws M 8 x 14	275	50 Kit	14,03

Tolleranza angolo di piega squadretta: ± 2 gradi
Tolerance angle bracket: ± 2 degrees

Y 10 13

**212/135 Kit****KIT ANGOLARE A 135° ZINCATO PER PROFILATO**

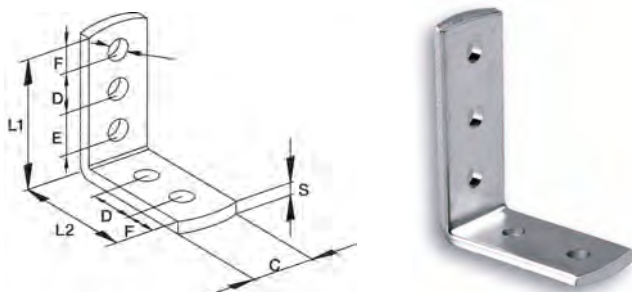
- KIT 135° CONNECTION PLATE
- MONTAGEKIT-WINKEL 135°
- KIT EQUERRE 135°
- KIT ESCUADRA 135°

For fixing rails: 27/18 - 28/30 - 30/15 - 32/20

CODE	Description			€
212450000	n° 2 angolari / connection plate 45° cod. 212000045 n° 4 dadi a rombo / rhomboidal nut cod. 213008000 n° 4 viti zigrinate / knurled screws M 8 x 14	272	50 Kit	14,03

Tolleranza angolo di piega squadretta: ± 2 gradi
Tolerance angle bracket: ± 2 degrees

Y 10 13

**212/90 P****ANGOLARE A 90° ZINCATO PER PROFILATO**

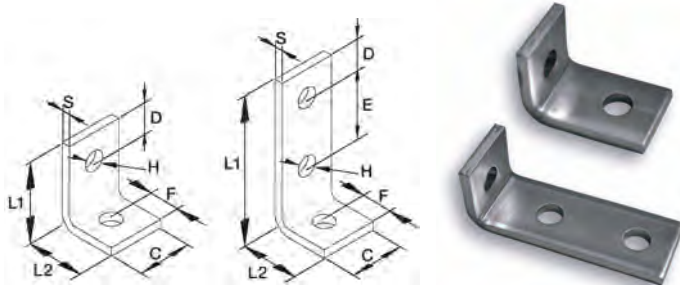
- 90° CONNECTION PLATE
- MONTAGE-WINKEL 90°
- EQUERRE 90°
- ESCUADRA 90°

For fixing rails: 38/40

CODE	L1 mm	L2 mm	C mm	D mm	E mm	S mm	F mm	H mm			€
212090000	105	90	40	40	32	6	18	∅10	318	25	6,07

Tolleranza angolo di piega squadretta: ± 2 gradi
Tolerance angle bracket: ± 2 degrees

Y 10 13

**212/90 P6****ANGOLARE A 90° ZINCATO PER PROFILATO**

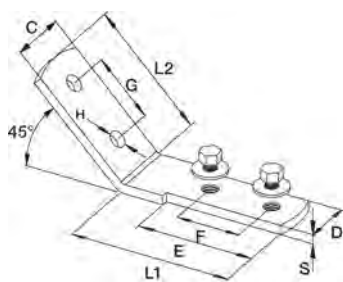
- 90° CONNECTION PLATE
- MONTAGE-WINKEL 90°
- EQUERRE 90°
- ESCUADRA 90°

For fixing rails: 41/41

CODE	L1 mm	L2 mm	C mm	D mm	E mm	S mm	F mm	H mm			€
212090001	56	41	40	19,5	-	6	19,5	∅13	156	50	4,53
212090002	104	41	40	19,5	48	6	19,5	∅13	230	50	6,67

Tolleranza angolo di piega squadretta: ± 2 gradi
Tolerance angle bracket: ± 2 degrees

Y1013

**212/135 P****KIT ANGOLARE A 135° ZINCATO PER PROFILATO**

- KIT 135° CONNECTION PLATE
- MONTAGEKIT-WINKEL 135°
- KIT EQUERRE 135°
- KIT ESCUADRA 135°

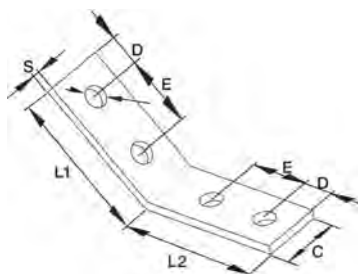
For fixing rails: 38/40

CODE	L1 mm	L2 mm	C mm	D mm	E mm	S mm	F mm	G mm	H mm			€
212045000	105	75	40	32	75	6	40	40	∅ 10,5	356	25	9,57

Tolleranza angolo di piega squadretta: ± 2 gradi

Tolerance angle bracket: ± 2 degrees

Y1013

**212/135 P6****ANGOLARE A 135° ZINCATO PER PROFILATO**

- 135° CONNECTION PLATE
- MONTAGE-WINKEL 135°
- EQUERRE 135°
- ESCUADRA 135°

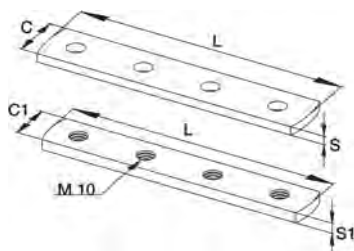
For fixing rails: 41/41

CODE	L1 mm	L2 mm	C mm	D mm	E mm	S mm	H mm			€
212045001	90	90	40	19,5	48	6	∅ 13	300	25	7,22

Tolleranza angolo di piega squadretta: ± 2 gradi

Tolerance angle bracket: ± 2 degrees

Y1013

**205****KIT PIASTRINA DI CONGIUNZIONE PER PROFILATO**

- KIT CONNECTION PLATE FOR FIXING RAIL
- SCHIENENVERBINDER
- ECLISSE POUR RAILS
- UNIÓN DE CARRIL

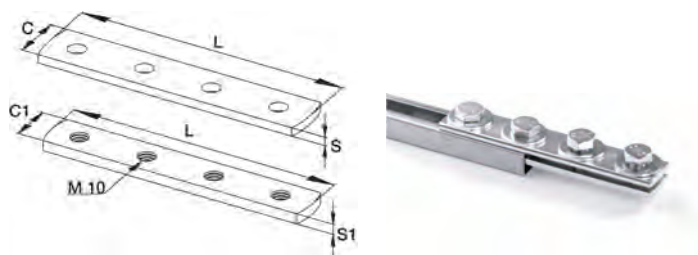
For fixing rails: 27/18 - 28/30 - 30/15 - 32/20

CODE	L mm	C mm	S mm	C1 mm	S1 mm			€
205030000	155	30	5	25	6	456	20*	14,76

Completa di 4 viti M 10 x 20 e 4 rondelle ∅ 30 mm premontate

Complete with 4 screws M 10 x 20 and 4 washers ∅ 30 mm preassembled

[*] unità minima di vendita / minimum selling quantity



**205/P**

Y 10 13

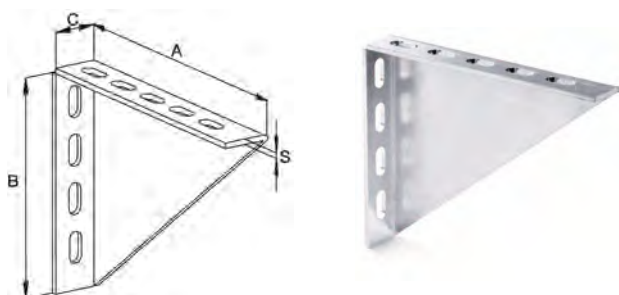
KIT PIASTRINA DI CONGIUNZIONE PER PROFILATO

- KIT CONNECTION PLATE FOR FIXING RAIL
- SCHIENENVERBINDER
- ECLISSE POUR RAILS
- UNIÓN DE CARRIL

For fixing rails: 38/40

CODE	L mm	C mm	S mm	C1 mm	S1 mm			€
205038000	155	40	4	32	6	514	20*	15,55

Completa di 4 viti M 10 x 20 e 4 rondelle \varnothing 30 mm premontate
 Complete with 4 screws M 10 x 20 and 4 washers \varnothing 30 mm preassembled
 (*) unità minima di vendita / minimum selling quantity



**206/SS**

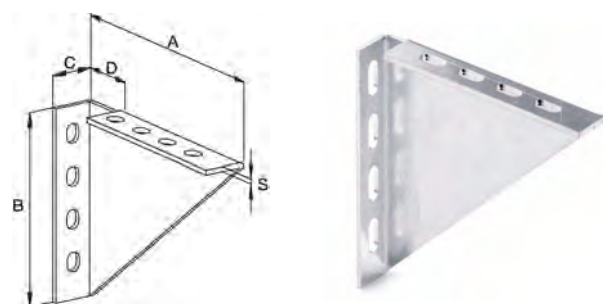
Y 10 13

SQUADRETTE DI RINFORZO SENZA SPACCO PER PROFILATO

- CORNER PLATE WITHOUT SPLIT
- KONSOLENWINKEL OHNE SCHLITZ
- EQUERRE DE CONSOLIDATION
- ÁNGULOS DE MONTAJE

For fixing rails: 30/15 - 32/20

CODE	A mm	B mm	C mm	S mm	Loops mm			€
206030000	185	150	36	4	20 x 11 mm interasse / wheelbase 35 mm	780	10	35,62



**206/CS**

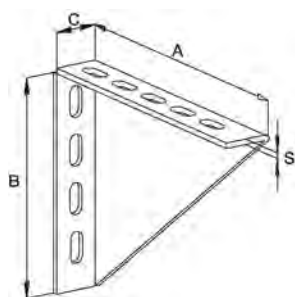
Y 10 13

SQUADRETTE DI RINFORZO CON SPACCO PER PROFILATO

- CORNER PLATE WITH SPLIT
- KONSOLENWINKEL MIT SCHLITZ
- EQUERRE DE CONSOLIDATION
- ÁNGULOS DE MONTAJE

For fixing rails: 30/15 - 32/20

CODE	A mm	B mm	C mm	D mm	S mm	Loops mm			€
206030001	185	150	36	34	4	20 x 11 mm interasse / wheelbase 35 mm	726	10	35,62



**206/PSS**

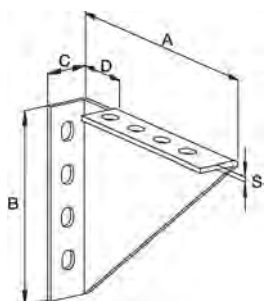
Y1013

SQUADRETTE DI RINFORZO SENZA SPACCO PER PROFILATO

- CORNER PLATE WITHOUT SPLIT
- KONSOLENWINKEL OHNE SCHLITZ
- EQUERRE DE CONSOLIDATION
- ÁNGULOS DE MONTAJE

For fixing rails: 38/40

CODE	A mm	B mm	C mm	S mm	Loops mm			€
206038000	200	160	42	4	25 x 13 mm interasse / wheelbase 40 mm	876	10	38,57



**206/PCS**

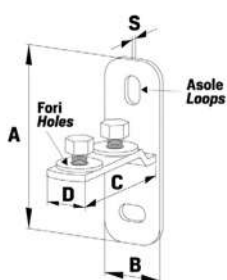
Y1013

SQUADRETTE DI RINFORZO CON SPACCO PER PROFILATO

- CORNER PLATE WITH SPLIT
- KONSOLENWINKEL MIT SCHLITZ
- EQUERRE DE CONSOLIDATION
- ÁNGULOS DE MONTAJE

For fixing rails: 38/40

CODE	A mm	B mm	C mm	D mm	S mm	Loops mm			€
206038001	200	160	42	45	4	25 x 13 mm interasse / wheelbase 40 mm	852	10	38,57



**207 L 30**

Y1013

MENSOLA FRONTALE LONGITUDINALE PER PROFILATO

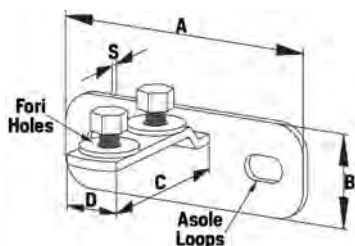
- LENGHTWAY FRONT BRACKET
- SATTELFLANSCH LÄNGS
- PLATINE U, SOUDURE LONGITUDINALE
- APOYO DE CARRIL VERTICAL

For fixing rails: 27/18 - 28/30 - 30/15 - 32/20

CODE	A mm	B mm	C mm	D mm	S mm	Loops mm	Holes mm			€
207030000	120	40	84	25	4	11 x 19 mm interasse / wheelbase 85 mm	M 10 interasse / wheelbase 40 mm	258	10	14,34

Completa di n° 2 viti M 10 e rondelle ø 30 mm premontate
Complete with 2 screws M10 and washers ø 30 mm preassembled

Y 10 13

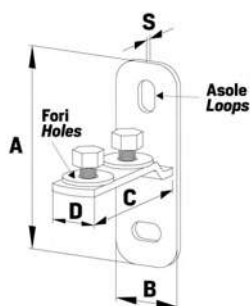
**207 T 30****MENSOLA FRONTALE TRASVERSALE PER PROFILATO**

- CROSSWAY FRONT BRACKET
- SATTELFLANSCH QUER
- PLATINE U, SOUDURE TRANSVERSALE
- APOYO DE CARRIL HORIZONTAL

For fixing rails: 27/18 - 28/30 - 30/15 - 32/20

CODE	A mm	B mm	C mm	D mm	S mm	Loops mm	Holes mm	g	Box	€
207030001	120	40	84	25	4	11 x 19 mm interasse / wheelbase 85 mm	M 10 interasse / wheelbase 40 mm	258	10	14,34

Completa di n° 2 viti M 10 e rondelle ø 30 mm premontate
Complete with 2 screws M10 and washers ø 30 mm preassembled

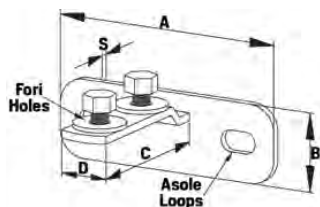
**207 L 38****MENSOLA FRONTALE LONGITUDINALE PER PROFILATO**

- LENGTHWAY FRONT BRACKET
- SATTELFLANSCH LÄNGS
- PLATINE U, SOUDURE LONGITUDINALE
- APOYO DE CARRIL VERTICAL

For fixing rails: 38/40

CODE	A mm	B mm	C mm	D mm	S mm	Loops mm	Holes mm	g	Box	€
207038000	120	40	84	30	4	11 x 19 mm interasse / wheelbase 85 mm	M 10 interasse / wheelbase 40 mm	265	10	22,93

Completa di n° 2 viti M 10 e rondelle ø 30 mm premontate
Complete with 2 screws M10 and washers ø 30 mm preassembled

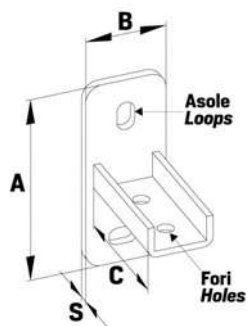
**207 T 38****MENSOLA FRONTALE TRASVERSALE PER PROFILATO**

- CROSSWAY FRONT BRACKET
- SATTELFLANSCH QUER
- PLATINE U, SOUDURE TRANSVERSALE
- APOYO DE CARRIL HORIZONTAL

For fixing rails: 38/40

CODE	A mm	B mm	C mm	D mm	S mm	Loops mm	Holes mm	g	Box	€
207038001	120	40	84	30	4	11 x 19 mm interasse / wheelbase 85 mm	M 10 interasse / wheelbase 40 mm	272	10	22,93

Completa di n° 2 viti M 10 e rondelle ø 30 mm premontate
Complete with 2 screws M10 and washers ø 30 mm preassembled



**208 L 30/32**

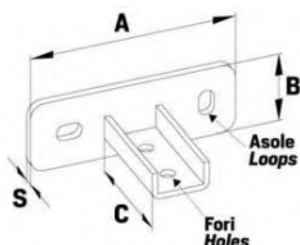
Y1013

MENSOLA DI SUPPORTO LONGITUDINALE PER PROFILATO

- LENGHTWAY FRONT BRACKET
- SATTELFLANSCH LÄNGS
- PLATINE U, SOUDURE LONGITUDINALE
- APOYO DE CARRIL VERTICAL

For fixing rails: 30/15 - 32/20

CODE	A mm	B mm	C mm	S mm	Loops mm	Holes mm			€
208030000	128	50	80	6	11 x 18 mm interasse / wheelbase 80 mm	∅11 interasse / wheelbase 35 mm	436	10	11,21



**208 T 30/32**

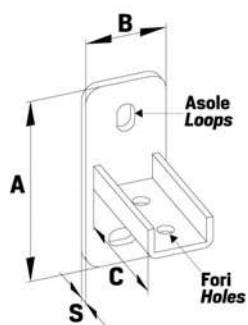
Y1013

MENSOLA DI SUPPORTO TRASVERSALE PER PROFILATO

- CROSSWAY FRONT BRACKET
- SATTELFLANSCH QUER
- PLATINE U, SOUDURE TRANSVERSALE
- APOYO DE CARRIL HORIZONTAL

For fixing rails: 30/15 - 32/20

CODE	A mm	B mm	C mm	S mm	Loops mm	Holes mm			€
208030001	144	50	80	6	11 x 18 mm interasse / wheelbase 97 mm	∅11 interasse / wheelbase 35 mm	472	10	11,21



**208 L 38/40**

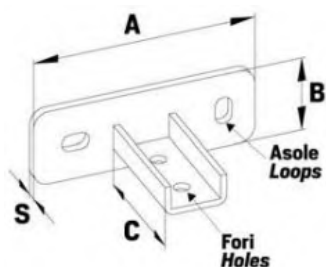
Y1013

MENSOLA DI SUPPORTO LONGITUDINALE PER PROFILATO

- LENGHTWAY FRONT BRACKET
- SATTELFLANSCH LÄNGS
- PLATINE U, SOUDURE LONGITUDINALE
- APOYO DE CARRIL VERTICAL

For fixing rails: 38/40

CODE	A mm	B mm	C mm	S mm	Loops mm	Holes mm			€
208038000	144	50	80	6	11 x 18 mm interasse / wheelbase 97 mm	∅12,5 interasse / wheelbase 40 mm	578	10	29,48

**208 T 38/40**

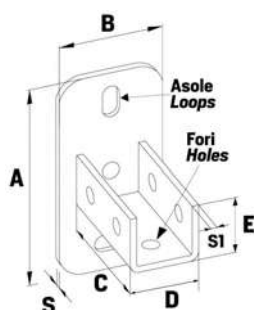
Y 10 13

MENSOLA DI SUPPORTO TRASVERSALE PER PROFILATO

- CROSSWAY FRONT BRACKET
- SATTELFLANSCH QUER
- PLATINE U, SOUDURE TRANSVERSALE
- APOYO DE CARRIL HORIZONTAL

For fixing rails: 38/40

CODE	A mm	B mm	C mm	S mm	Loops mm	Holes mm			€
208038001	144	50	80	6	11 x 18 mm interasse / wheelbase 97 mm	ø 12,5 interasse / wheelbase 40 mm	582	10	29,48

**208 L 41**

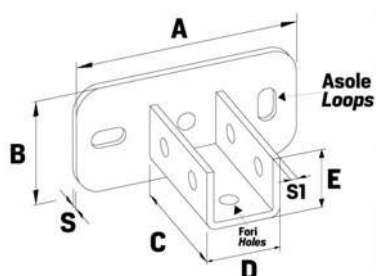
Y 10 13

MENSOLA DI SUPPORTO LONGITUDINALE PER PROFILATO

- LENGHTWAY FRONT BRACKET
- SATTELFLANSCH LÄNGS
- PLATINE U, SOUDURE LONGITUDINALE
- APOYO DE CARRIL VERTICAL

For fixing rails: 41/41

CODE	A mm	B mm	C mm	D mm	E mm	S mm	S1 mm	Loops mm	Holes mm			€
208041000	160	80	98	53	45	6	5	13 x 25 mm interasse / wheelbase 115 mm	ø 12 interasse / wheelbase 48 mm	672	10	33,69

**208 T 41**

Y 10 13

MENSOLA DI SUPPORTO TRASVERSALE PER PROFILATO

- CROSSWAY FRONT BRACKET
- SATTELFLANSCH QUER
- PLATINE U, SOUDURE TRANSVERSALE
- APOYO DE CARRIL HORIZONTAL

For fixing rails: 41/41

CODE	A mm	B mm	C mm	D mm	E mm	S mm	S1 mm	Loops mm	Holes mm			€
208041001	160	80	98	53	45	6	5	13 x 25 mm interasse / wheelbase 115 mm	ø 13 interasse / wheelbase 48 mm	718	10	33,69



209

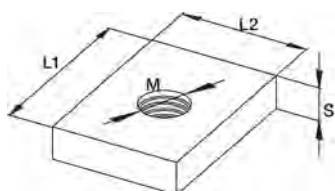
Y1013

TAPPO PER PROFILO

- RAIL PROTECTION CAP
- ABSCHLUSSKAPPE
- CAPUCHON
- TAPÓN GUÍA

CODE	Description				€
209030000	Per profili / For fixing rails 27/18 - 28/30 - 30/15	3	10	50*	1,30
209032000	Per profili / For fixing rails 32/20	3	10	50*	2,25
209038000	Per profili / For fixing rails 38/40 - 41/41	11	10	50*	3,09

(*) unità minima di vendita / minimum selling quantity



213/U

Y1013

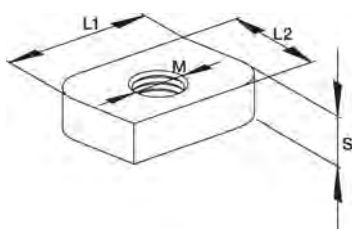
DADO UNIVERSALE PER PROFILO

- UNIVERSAL NUT
- GEWINDEPLATTE
- ÉCROU RAIL
- TUERCA SOPORTE

For fixing rails: 30/15 - 32/20 - 38/40

CODE	M	L1 mm	L2 mm	S mm				€
213000008	M 8	24	32	6	36	20*	200	1,03
213000010	M 10	24	32	6	36	20*	200	1,09

(*) unità minima di vendita / minimum selling quantity



213/R

Y1013

DADO A ROMBO PER PROFILO

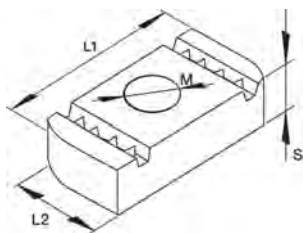
- RHOMBOIDAL NUT
- SCHIEBEMUTTER
- ÉCROU RHOMBÉ
- TUERCA A ROMBO SOPORTE

For fixing rails: 27/18 - 28/30 - 30/15 - 32/20

CODE	M	L1 mm	L2 mm	S mm				€
213008000	M 8	24	16	6	13	20*	200	0,99
213010000	M 10	24	16	6	14	20*	200	1,03

(*) unità minima di vendita / minimum selling quantity

Y 10 13

**213/RT****DADO RETTANGOLARE PER PROFILO**

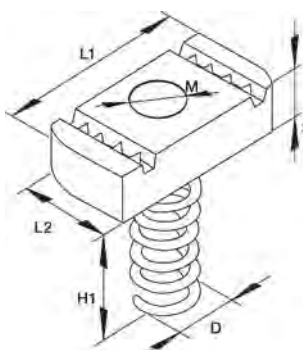
- SHAPED NUT
- MUTTER
- PLAQUE TARAUDÉE
- TUERCA RECTANGULAR

For fixing rails: 41/41

CODE	M	L1 mm	L2 mm	S mm				€
213008041	M 8	34	20	6	26	20*	200	1,52
213010041	M 10	34	20	8	30	20*	200	1,82
213012041	M 12	34	20	9	39	20*	200	2,69

(*) unità minima di vendita / minimum selling quantity

Y 10 13

**213 M****DADO RETTANGOLARE CON MOLLA DI ANCORAGGIO PER PROFILO**

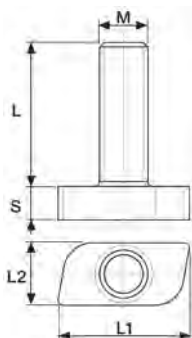
- SHAPED NUT WITH SPRING
- MUTTER MIT FEDER
- PLAQUE TARAUDÉE RESSORT
- TUERCA GUÍA

For fixing rails: 41/41

CODE	M	L1 mm	L2 mm	D mm	S mm	H1 mm				€
213008M41	M 8	34	20	18	6	35	27	100	200*	3,75
213010M41	M 10	34	20	18	8	35	35	100	200*	3,86
213012M41	M 12	34	20	18	9	35	37	100	200*	5,64

(*) unità minima di vendita / minimum selling quantity

Y 10 13

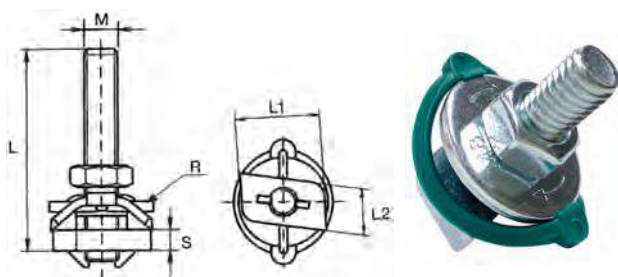
**214 TMS****BULLONE TESTA MARTELLO M8 E M10**

- M8 & M10 HAMMER HEAD BOLT
- HAMMERKOPFSCHRAUBE
- BOULON RAIL
- TORNILLO

For fixing rails: 27/18 - 28/30 - 30/15 - 32/20

CODE	M	L mm	L1 mm	L2 mm	S mm			€
214800000	M 8	30	25	13	7	28	100*	2,08
214100000	M 10	30	25	13	7	34	100*	2,69

(*) unità minima di vendita / minimum selling quantity

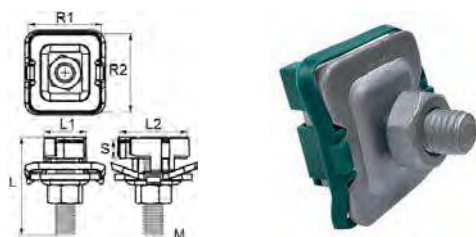
**214 TM/Clip****BULLONE TESTA MARTELLO CON CLIP, DADO E RONDELLA**

- HAMMER HEAD BOLT WITH CLIP, NUT AND WASHER
- T-BOLZEN MIT CLIP, GEGENMUTTER UND UNTERLEGSCHIBE VERZINKT
- BOULON POUR PROFILE AVEC CLIP
- TORNILLO GUÍA CON TUERCA Y ARANDELA

For fixing rails: 27/18 - 28/30 - 30/15 - 32/20

CODE	M	L mm	L1 mm	L2 mm	S mm	R mm				€
214008030	M 8	30	23	13,5	5	∅ 25 thk 2,5	30	10	100*	4,72
214008040	M 8	40	23	13,5	5	∅ 25 thk 2,5	35	10	100*	5,23
214010030	M 10	30	23	13,5	5	∅ 25 thk 2,5	39	10	100*	4,83
214010040	M 10	40	23	13,5	5	∅ 25 thk 2,5	43	10	100*	5,41

(*) unità minima di vendita / minimum selling quantity

**214/41 TM/Clip****BULLONE TESTA MARTELLO CON CLIP, DADO E RONDELLA**

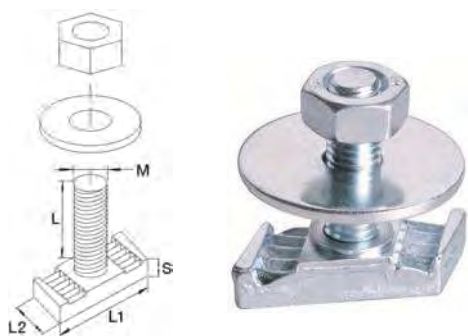
- HAMMER HEAD BOLT WITH CLIP, NUT AND WASHER
- T-BOLZEN MIT CLIP, GEGENMUTTER UND UNTERLEGSCHIBE VERZINKT
- BOULON POUR PROFILE AVEC CLIP
- TORNILLO GUÍA CON TUERCA Y ARANDELA

For fixing rails: 41/41

CODE	M	L mm	L1 mm	L2 mm	S mm	R1 mm	R2 mm				€
214008040041	M 8	40	19	34,5	6	35	39	76	10*	100	6,85
214008050041	M 8	50	19	34,5	6	35	39	79	10*	100	6,96
214008060041	M 8	60	19	34,5	6	35	39	82	10*	100	7,09
214010040041	M 10	40	19	34,5	8	35	39	84	10*	100	8,27
214010060041	M 10	60	19	34,5	8	35	39	94	10*	100	8,58

(*) unità minima di vendita / minimum selling quantity

Y 10 13

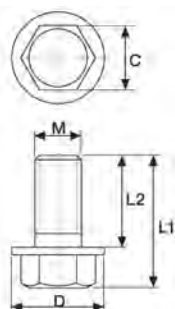
**214 TMP****BULLONE TESTA MARTELLO PER PROFILO**

- HAMMER HEAD BOLT FOR FIXING RAIL
- T-BOLZEN FÜR PROFIL
- BOULON POUR PROFILE
- TORNILLO GUÍA

For fixing rails: 41/41

CODE	Description	M	L mm	L1 mm	L2 mm	S mm				€
214008041	con dado, rondella ø 8,7-40 sp. 2,5 with nut, washer ø 8,7-40 thk 2,5	M 8	30	34	16	9	75	10*	100	7,42
214010041	con dado, rondella ø 10,5-40 sp. 2,5 with nut, washer ø 10,5-40 thk 2,5	M 10	30	34	16	9	85	10*	100	6,92
214012041	con dado, rondella ø 13-40 sp. 2,5 with nut, washer ø 13-40 thk 2,5	M 12	40	34	21	11	130	10*	100	8,89

[*] unità minima di vendita / minimum selling quantity

**214/TE****BULLONE TESTA ESAGONALE CON FINITA RONDELLA DENTELLATA**

- HEXAGONAL KNURLED WASHER FACE SCREW
- 6-KANT SCHRAUBEN VERZINKT
- BOULON TÊTE HEXAGONAL AVEC FAUSSE RONDELLE DENTELLÉ
- TORNILLO HEXAGONAL GALVANIZADO

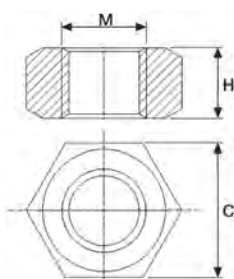
NORM: DIN 6921

MATERIAL: 4.8 min. ISO 898-1

Y 10 13

CODE	M	L1 mm	L2 mm	C mm	D mm				€
214000008	M 8	21	14	13	18	12	20	200*	0,42
214000010	M 10	25	16	15	22	21	20	200*	0,73

[*] unità minima di vendita / minimum selling quantity

**215****DADO ESAGONALE MEDIO ZINCATO**

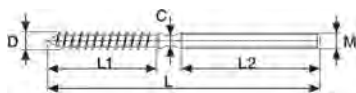
- GALVANIZED BACK NUT
- 6-KANT GEGENMUTTER VERZINKT
- ÉCROU HEXAGONAL GALVANISÉ
- TUERCA HEXAGONAL GALVANIZADA

NORM: UNI 5588

Y 10 13

CODE	M	C mm	H mm				€
215006001	M 6	10	5	2	20	500*	0,25
215008001	M 8	13	6,5	5	20	500*	0,27
215010001	M 10	17	8	5	20	500*	0,32
215012001	M 12	19	10	15	20	300*	0,44
215016001	M 16	24	13	29	20	200*	0,75



[*] unità minima di vendita / minimum selling quantity



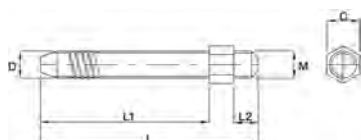
216

VITE FERROLEGNO ZINCATA

- GALVANIZED BOLT-WOOD SCREW
- HOLZSCHRAUBE VERZINKT
- VIS DOUBLE FILET GALVANISÉE
- TORNILLO DOBLE ROSCA GALVANIZADO

CODE	M	L mm	L1 mm	L2 mm	C mm	D mm	 g		€
216008090	M 8	90	50	30	5	8	24	250*	0,45
216008100	M 8	100	65	23	5	8	24	250*	0,55
216010120	M 10	120	60	45	7	10	53	200*	0,79
216010140	M 10	140	60	45	7	10	64	200*	0,97
216010180	M 10	180	60	86	7	10	86	150*	1,52
216010250	M 10	220	60	44	7	10	108	100*	2,88



[*] unità minima di vendita / minimum selling quantity



216/B

VITE A BATTENTE ZINCATA

- GALVANIZED SCREW
- HOLZSCHRAUBE VERZINKT
- VIS DOUBLE FILET GALVANISÉE
- TORNILLO DOBLE ROSCA GALVANIZADO

CODE	M	L mm	L1 mm	L2 mm	C mm	D mm	 g		€
216008093	M 8	93	74	7,5	10	8	27	250*	0,74
216010093	M 10	90	72	9	12	10	27	200*	0,94




[*] unità minima di vendita / minimum selling quantity



216/KIT

KIT VITE FERRO-LEGNO + TASSELLO + DADO

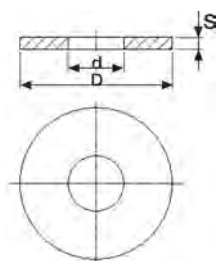
- KIT SCREW + PLUG + BACK NUT
- KIT HOLZSCHRAUBE + DÜBEL + 6-KUNT GEGENMUTTER
- KIT VIS BATTENTE + CHEVILLE + ÉCROU HEXAGONAL
- KIT TORNILLO + TACO + TUERCA HEXAGONAL

CODE	Plug	Screw	Back nut	 g			€
216008100K	10 x 70	M 8 x 100	M 8	75	1 kit	200 kit*	1,92
216010120K	14 x 70	M 10 x 120	M 10	140	1 kit	100 kit*	2,63

Kit : n° 2 tasselli, n° 2 viti, n° 2 dadi

Kit : n° 2 plugs, n° 2 screws, n° 2 back nuts




[*] unità minima di vendita / minimum selling quantity



Y 10 13

218**RONDELLA PIANA ZINCATA**

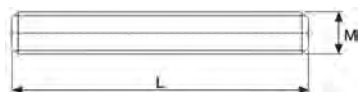
- GALVANIZED WASHER
- UNTERLEGSCHIBE VERZINK
- RONDELLE GALVANISÉE
- ARANDELA PLANA GALVANIZADA

CODE	M	D mm	d mm	S mm	 g			€
218000006	M 6	24	6,3	1,5	6	20	500**	0,29
218000008	M 8	24	8,6	1,5	7	20	500**	0,29
218000010	M 10	30	10,6	2,5	11	20	500**	0,34
218000012	M 12	36	13,2	3	19	20	500**	0,45
218000016	M 16	48	18	4	48	20	500**	0,74
218008000*	M 8	40	8,7	4	20	20	500**	1,70
218010000*	M 10	40	10,7	3	22	20	500**	0,69
218012000*	M 12	48	12,4	4	51	20	200**	1,85




[*] per profilo / for fixing rail 41 x 41 mm

[**] unità minima di vendita / minimum selling quantity

Y 10 13

**219****TRONCHETTO FILETTATO ZINCATO**

- GALVANIZED THREADED ROD
- GEWINDESTANGE VERZINK
- TIGE FILETÉE GALVANISÉE
- ESPÁRRAGO SEPARADOR GALVANIZADO

CODE	M	L mm	 g			€
219000008	M 8	32	9	20	500*	0,41
219000010	M 10	32	15	20	500*	0,47
219000012	M 12	32	22	20	500*	1,48

[*] unità minima di vendita / minimum selling quantity

Y 10 13



**264****BARRA FILETTATA ZINCATA**

- GALVANIZED THREADED ROD
- GEWINDESTANGE VERZINK
- TIGE FILETÉE GALVANISÉE
- VARILLA ROSCADA GALVANIZADA

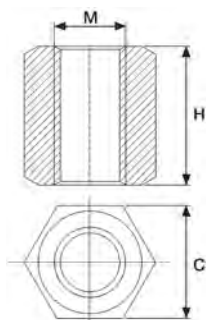
MATERIAL: acciaio 4.8 min. ISO 898-1
steel grade 4.8 min. ISO 898-1
Carico rottura traz. 40 Kg/mm²
Tensile failure load 40 Kg/mm²

NORM: DIN 975




GALVANIZATION: bianca/white
5 CR3 EN ISO 4042

CODE	M	L mm	Section mm ²	 g		€
264600001	M 6	1000	20,1	168	100*	2,58
264800001	M 8	1000	36,6	306	50*	3,18
264100001	M 10	1000	58	480	25*	4,78
264120001	M 12	1000	84,3	690	20*	7,94
264160001	M 16	1000	157	1292	10*	13,37

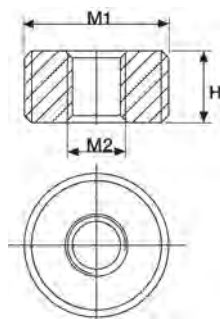
[*] unità minima di vendita / minimum selling quantity

**220****Y 10 13****MANICOTTO ZINCATO DI CONGIUNZIONE**




- GALVANIZED STUD CONNECTOR
- EINSCHLAGANKER VERZINK
- RACCORD DE JONCTION FF GALVANISÉE
- MANGUITO SEPARADOR GALVANIZADO

CODE	M	C mm	H mm				€
220000008	M 8	13	25	13	20	200*	2,15
220000010	M 10	17	30	20	20	100*	3,73
220000012	M 12	19	35	28	20	100*	5,04

[*] unità minima di vendita / minimum selling quantity

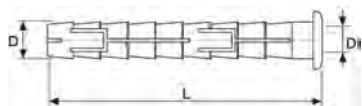
**222****Y 10 13****ADATTATORE ZINCATO 1/2" GAS - M8 / M10**

- ADAPTER 1/2" GAS - M8 / M10
- REDUZIEMUFFE 1/2" GAS - M8 / M10
- ADAPTATEUR 1/2" GAS - M8 / M10
- ADAPTADOR 1/2" GAS - M8 / M10

CODE	M1	M2	H mm				€
222102008	1/2"	M 8 x 1,25	10	19	10	200*	1,73
222102010	1/2"	M 10 x 1,5	10	17	10	200*	1,70



[*] unità minima di vendita / minimum selling quantity

Y 20 21

**252/N****TASSELLO DI FISSAGGIO**

- PLUG
- DÜBEL
- CHEVILLE
- TACO

MATERIAL: PE-HD

CODE	L mm	D mm	Di mm			€
252060350	35	6	5	2	1000	0,30
252100500	50	10	6	2	600	0,35
252100700	70	10	8	3	600	0,38
252140700	70	14	11	4	350	0,55

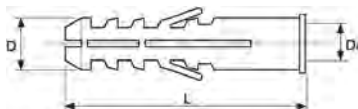
Cod. 252100700: per vite M 8 x 100 [216] ed M 8 x 93 a battente [216/B]

Cod. 252140700: per vite M 10 x 120 [216] ed M 10 x 90 a battente [216/B]



Cod. 252100700: for screw M 8 x 100 [216] and M 8 x 93 [216/B]


Cod. 252140700: for screw M 10 x 120 [216] and M 10 x 90 [216/B]

Y 20 21

**252/T****TASSELLO DI FISSAGGIO**

- PLUG
- DÜBEL
- CHEVILLE
- TACO

CODE	L mm	D mm	Di mm			€
252600300	30	6	4,5	2	1000	0,42
252800400	40	8	6	5	1000	0,42
252100600	60	10	8,5	2	600	0,57
252140750	75	14	12	4	350	0,77

**252/OTT****TASSELLO IN OTTONE PER FISSAGGI MEDIO-PESANTI**

- BRASS ANCHOR
- MESSINGDÜBEL
- CHEVILLE EN LAITON
- ANCLAJE LATÓN

CODE	M	L mm	D mm			€
2520060TT	M 6	25	8	4	200	1,30
2520080TT	M 8	30	10	8	200	1,97
2520100TT	M 10	35	12	14	100	2,78
2520120TT	M 12	40	15	26	100	4,89

**CARICHI MASSIMI AMMISSIBILI IN daN PER APPLICAZIONI IN CALCESTRUZZO
MAXIMUN PERMITTED LOADS IN daN FOR CONCRETE APPLICATIONS**

RC≥25 N/mm²

Ancorante/Anchor	2520060TT	2520080TT	2520100TT	2520120TT
Vite/Screw 8.8	140	200	250	340

NOTE

Il riquadro riporta i carichi ammissibili in daN in considerazione di:

- sollecitazioni applicate in qualsiasi direzione (trazione assiale, taglio, tiro inclinato)
- ancoranti installati con distanze dal bordo e distanze tra ancoranti uguali o superiori a quelle critiche; per distanze inferiori a quelle critiche è necessario ridurre i carichi
- spessori di supporto uguali o maggiori a quelli riportati

The table shows the permissible loads in daN, in consideration of:

- stresses applied in any direction (axial tension, cutting, tilted load)
- anchors installed with edge distances and distances between equal anchors or exceeding the critical conditions; for distances less than those criticals, it is necessary to reduce loads
- media thicknesses equal or bigger than those indicated above.

**252/ACC****TASSELLO IN ACCIAIO CON CONO PER FISSAGGI PESANTI**

- STEEL ANCHOR
- STAHLDÜBEL
- CHEVILLE EN ACIER AVEC CONIQUE
- ANCLAJE ACERO

CODE	M	L mm	D mm			€
252006ACC	M 6	47	12	18	100	2,32
252008ACC	M 8	55	14	28	50	2,99
252010ACC	M 10	65	16	36	50	4,89
252012ACC	M 12	75	20	72	25	8,05
252016ACC	M 16	92	24	110	10	14,45

Y 20 21

**252/ACV****TASSELLO IN ACCIAIO CON CONO E VITE PER FISSAGGI PESANTI**

- SCREW ANCHOR
- STAHLDÜBEL MIT SCHRAUBE
- CHEVILLE EN ACIER AVEC VIS
- ANCLAJE TORNILLO

CODE	M	L mm	V mm	D mm			€
252006ACV	M 6	47	M 6 x 55	12	32	50	3,42
252008ACV	M 8	55	M 8 x 65	14	58	50	4,13
252010ACV	M 10	65	M 10 x 80	16	96	25	7,22
252012ACV	M 12	75	M 12 x 100	20	170	20	10,80
252016ACV	M 16	92	M 16 x 110	24	306	10	20,21

CARICHI CONSIGLIATI IN daN – APPLICAZIONI IN CALCESTRUZZO CLASSE C20/25
RECOMMENDED LOADS IN daN - APPLICATIONS IN CONCRETE C20/25 CLASS

ANCORANTE/ANCHOR	ACV6	ACV8	ACV10	ACV12	ACV16
Vite/Screw cl. 8.8	230	420	590	750	1080

PARAMETRI D'INSTALLAZIONE / INSTALLATION PARAMETERS

FILETTO/THREAD	M6	M8	M10	M12	M16
Interasse critico tra ancoranti (mm) Critical distance between anchors (mm)	160	180	220	280	320
Distanza critica dal bordo (mm) Critical distance from the edge (mm)	90	100	120	150	170
Interasse minimo tra ancoranti (mm) Minimum distance between anchors (mm)	70	80	90	120	130
Distanza minima dal bordo (mm) Minimum distance from the edge (mm)	60	70	80	100	115
Spessore minimo supporto (mm) Minimum thickness support (mm)	100	100	100	120	140
Coppia di serraggio (Nm) Torque (Nm)	10	25	50	85	150

NOTE

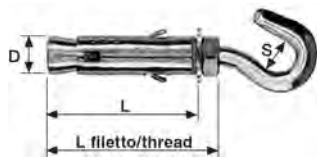
Il riquadro riporta i carichi ammissibili in daN in considerazione di:

- sollecitazioni applicate in qualsiasi direzione (trazione assiale, taglio, tiro inclinato)
- ancoranti installati con distanze dal bordo e distanze tra ancoranti uguali o superiori a quelle critiche; per distanze inferiori a quelle critiche è necessario ridurre i carichi
- spessori di supporto uguali o maggiori a quelli riportati



The table shows the permissible loads in daN, in consideration of:

- stresses applied in any direction (axial tension, cutting, tilted load)
- anchors installed with edge distances and distances between equal anchors or exceeding the critical conditions; for distances less than those criticals, it is necessary to reduce loads
- media thicknesses equal or bigger than those indicated above.

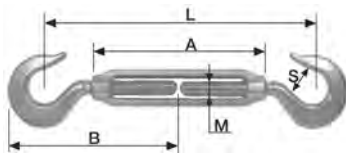
Y1013

**252/GAN****TASSELLO IN ACCIAIO A GANCIO M6**



- ANCHOR WITH HOOK
- STAHLDÜBEL MIT HAKEN
- CHEVILLE EN ACIER AVEC CROCHET
- ANCLAJE GANCHO

CODE	M	L mm	L thread M x L mm	D mm	S mm			€
252000000	M 6	47	M 6 x 55	12	8	32	50	13,84

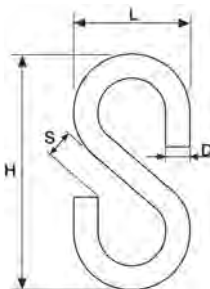
Y1013

**252/TEN****TENDITORE A 2 GANCI M6**

- STRETCHER WITH TWO M6 HOOKS
- SPANNER MIT 2 HAKEN
- TENDEUR AVEC DEUX CROCHET
- TENSOR GALVANIZADO

CODE	M	L min mm	L max mm	A mm	B mm	S mm			€
252000001	M 6	110	170	80	66	8	66	50	7,42

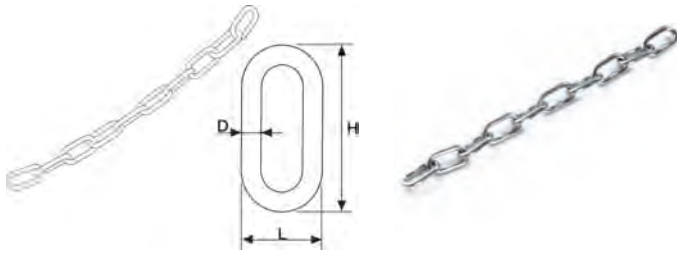
Y1013

**252/S****GANCIO A "S" ZINCATO**



- "S" HOOK
- S HAKEN
- CROCHET "S"
- GANCHO "S"

CODE	L mm	D mm	S mm	H mm			€
252000002	24	5	6,5	49	16	300	0,69

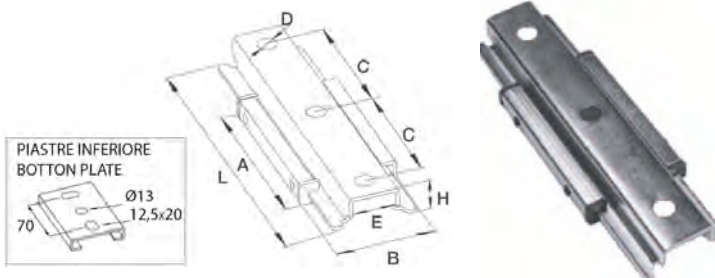
Y 10 13

**252/CAT****CATENA GENOVESE**

- CHAIN
- KETTE
- CHAÎNE
- CADENA



CODE	D mm	H mm	L mm			€/m
252000003	2,2	20	11	4730	50 m	4,11
252000004	3	25	10	6910	100 m	5,47

Y 10 13

**204****SLITTA DI SCORRIMENTO**

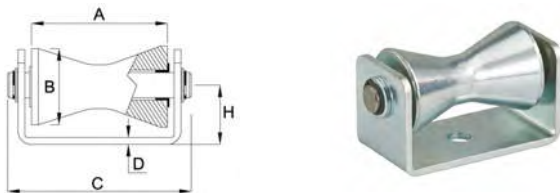
- SLIDING SADDLE
- SCHLITTEN
- GUIDE A COULISSEMENT
- SOPORTE DESLIZANTE

MATERIAL: DD11**GALVANIZATION:** elettrolitic - electrolytic
elektrolytisch - électrolytique
electrolítica 5÷8 µm



CODE	L mm	A mm	B mm	C mm	D mm	E mm	H mm			€
204000000	210	109	66	80	12,5	29	21	540	12	22,55

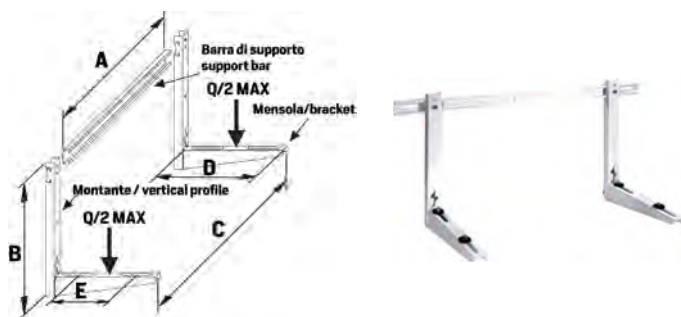
MATERIALE: Acciaio Zincato. Guide di scorrimento: Poliammide con fibre di vetro.**LUNGHEZZA DI SCORRIMENTO:** max 80 mm**RESISTENZA A TEMPERATURE:** da -30° C a +120° C**CARICO MASSIMO DI DEFORMAZIONE:** oltre 500 Kg**CARICO MASSIMO PER SCORREVOLEZZA:** con fissaggio a soffitto o pavimento 130 kgf, con fissaggio a parete 100 Kg.**POSA:** bullone M10 per assemblaggio supporto inferiore, bullone 214 TMS per per unire i collari alla parte superiore della slitta.**MATERIAL:** galvanized carbon steel. Sliding guides: polyamide with glass fibers.**LENGTH SLIDER:** max 80 mm**TEMPERATURE RESISTANCE:** -30° C to +120° C**MAX DEFORMATION LOAD:** over 500 Kg**MAX SLIDING LOAD:** with ceiling or floor mounting 130 kgf, with wall mounting 100 kgf.**INSTALLATION:** bolt M10 for lower support assembly, bolt 214 TMS for connect the collar to the top of the sliding saddle.

Y 10 13

**204/R****SUPPORTO A RULLO**

- ROLL SUPPORT
- ROLLENAUFLAGE
- SUPPORT DE ROULEAU
- SOPORTE DE RODILLO

CODE	Pipe DN	A mm	B mm	C mm	D mm	H mm	MAX capacity Kg			€
204304300	3/4" - 3" 25-85 mm	55	40	82	40 x 4	37	500	0,550	20	55,91
204300600	3" - 6" 80-180 mm	78	48	110	50 x 4	38	1000	0,900	16	69,91

**232/H****STAFFA UNIVERSALE PER UNITÀ ESTERNA**

- UNIVERSAL BRACKET FOR AIR CONDITIONER
- UNIVERSAL KONSOLE FÜR EXTERNE EINHEIT
- SUPORT DE FIXATION UNIVERSEL POUR UNITÉ EXTERNE
- JUEGO SOPORTE

For fixing rails: VERSIONE PESANTE / HEAVY VERSION

CODE	A mm	B mm	D mm	E mm	C mm	Q MAX (capacity) kg			€
232420450	1000	475	450	160-370	90-950	95	6500	1	154,86
232420600	1000	475	600	230-530	90-950	85	8100	1	173,52

MATERIALE STAFFE: acciaio al carbonio sp. 2 mm barra di supporto, 3 mm i montanti e 2,5 mm le mensola.

TRATTAMENTO SUPERFICIALE: zincatura elettrolitica (4-7 µm) e verniciatura tipo epossipoliestere con polveri termoindurenti per esterni (70-90 µm) RAL 1013.

VITERIA: viteria zincata, completa di fissaggi per l'installazione a muro e per il fissaggio della macchina.

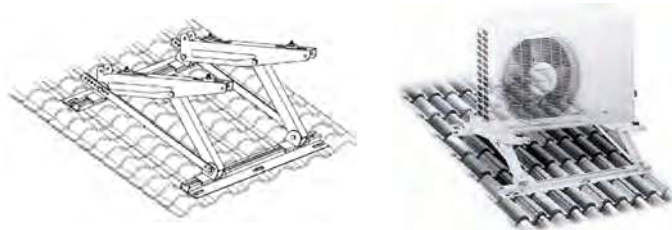
Raccorderie Metalliche garantisce le portate di carico fatto salvo il corretto ancoraggio alla parete.

BRACKETS MATERIAL: carbon steel 2 mm thk. support bar, 3 mm vertical profiles and 2,5 mm bracket.

SURFACE TREATMENT: zinc plating (4-7 µm) and painting with epoxy-polyester powder coating for outside (70-90 µm) RAL 1013.

SCREWS: galvanized screws, complete of fixings for wall mounting and for machine fixing.

Raccorderie Metalliche guarantees the load only in the case of a correct wall anchorage.

**233/T****STAFFA A TETTO PER UNITÀ ESTERNA**

- ROOF SUPPORT
- DACHFOERMIG KONSOLE FÜR EXTERNE EINHEIT
- SUPORT DE FIXATION POUR UNITÉ EXTERNE
- SOPORTE DE TECHO

DIMENSION: 450 x 850 mm

CODE	MAX capacity with tilt						€
	15° kg	20° kg	25° kg	30° kg			
233450800	80	100	120	150	7358	1	191,99

MATERIALE STAFFE: acciaio al carbonio sp. 1,5 mm.

TRATTAMENTO SUPERFICIALE: zincatura tipo sendzimir e verniciatura tipo epossipoliestere con polveri termoindurenti per esterni.

VITERIA: viteria zincata.

Struttura regolabile per recupero pendenza del tetto da 10° a 40°.

Dopo averla ben fissata sul tetto, ancorarla ad una parete. Eseguire l'installazione in zone riparate dal vento.

Raccorderie Metalliche garantisce le portate di carico fatto salvo il corretto ancoraggio.

BRACKETS MATERIAL: carbon steel 1,5 mm thk.

SURFACE TREATMENT: sendzimir zinc plating and painting with epoxy-polyester powder coating for outside.

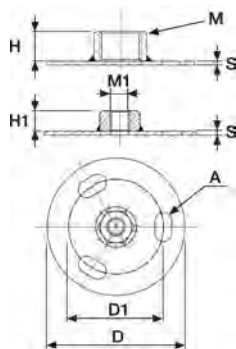
SCREWS: galvanized screws.

Adjustable structure for recovery roof slope from 10° to 40°.



After having well fixed on the roof, anchor it to a wall. Perform installation in areas protected from the wind.

Raccorderie Metalliche guarantees the load only in the case of a correct wall anchorage.

Y 10 13

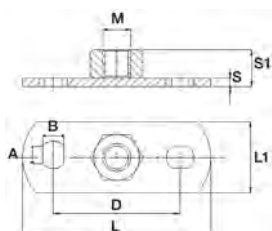
**263/R****FLANGIA A MURO ZINCATA**

- GALVANIZED FIXING FLANGE
- WANDFLANSCH VERZINK
- BASE (POINT FIXE) DE FIXATION GALVANISÉE
- PLETINA FIJACIÓN GALVANIZADA



CODE	M	M1	A mm	D mm	D1 mm	S mm	H mm	H1 mm			€
263102000	øe 26,5 x 1/2"	-	17 x 8,5	70	52	2	16	-	165	100*	4,04
263100000	-	M10	17 x 8,5	70	52	2	-	10	150	100*	3,24

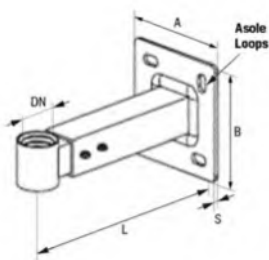
(*) unità minima di vendita / minimum selling quantity

Y 10 13

**263/L****FLANGIA A MURO ZINCATA**

- GALVANIZED FIXING FLANGE
- WANDFLANSCH VERZINK
- BASE (POINT FIXE) DE FIXATION GALVANISÉE
- PLETINA FIJACIÓN GALVANIZADA

CODE	M	L mm	L1 mm	D mm	S mm	S1 mm	A x B mm			€
263080001	M 8	80	30	53	3	11	8,5 x 17	50	50	2,84

**263/T****STAFFA PER VASO D'ESPANSIONE**

- BRACKET FOR EXPANSION TANK
- HALTERUNG FÜR AUSDEHNUNGSGEFÄSS
- SUPPORT POUR VASE D'EXPANSION
- SOPORTE PARA VASO DE EXPANSIÓN

MATERIAL: DD11 - 1.0032**COLOUR:** RAL 9016

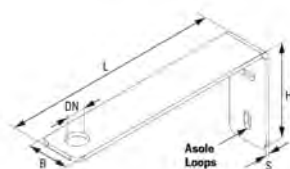
NOTE: [supporto a muro / wall bracket]
supporto vaso zincato
tank support galvanized

CODE	DN inch	A mm	L mm	B mm	S mm	Loops mm	Q MAX (capacity) kg				€
263304002	3/4"	88	160 - 250	95	3	9 x 15	60 kg (tank 15÷50 l)	623	1	15*	25,24
263100002	1"	88	160 - 250	95	3	9 x 15	60 kg (tank 15÷50 l)	763	1	15*	25,37

ACCESSORI: completa di n° 2 viti M 8x70 (DIN 571) e n° 2 tasselli ø 10 mm

ACCESSORIES: complete with 2 screws M 8x70 (DIN 571) and n° 2 plugs ø 10 mm

[*] unità minima di vendita / minimum selling quantity

**263/B****STAFFA PER VASO D'ESPANSIONE ZINCATA**

- GALVANIZED BRACKET FOR EXPANSION TANK
- HALTERUNG FÜR AUSDEHNUNGSGEFÄSS VERZINK
- SUPPORT POUR VASE D'EXPANSION GALVANISÉE
- SOPORTE PARA VASO DE EXPANSIÓN GALVANIZADA

MATERIAL: DD11 - 1.0032

CODE	DN inch	L mm	B mm	S mm	Loops mm	H mm	Q MAX (capacity) kg				€
263304003	3/4"	265	50	5	8,5 x 21 interasse wheelbase 55 mm	120	25	700	1	10*	19,17

ACCESSORI: completa di n° 2 viti M 8x60 (DIN 571) e n° 2 tasselli ø 10 mm

ACCESSORIES: complete with 2 screws M 8x60 (DIN 571) and n° 2 plugs ø 10 mm

[*] unità minima di vendita / minimum selling quantity

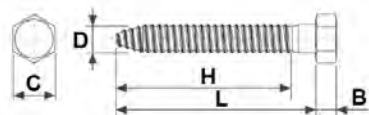
Y 10 13



223

VITE ZINCATA 8X60 PER FISSAGGIO
FLANGE A MURO E SEMICOLLARI

- GALVANIZED SCREW 8X60
- SECHSKANTHOLZSCHRAUBE
- TIREFOND TÊTE HEXAGONALE
- TORNILLO GALVANIZADO

NORM: DIN 571 - UNI 704



CODE	L mm	B mm	C mm	D mm	H mm			€
223008060	60	5,5	13	8	55	20	500	0,47

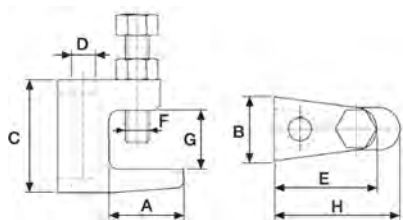
Y 10 13



258/M

MORSETTO IN GHISA PER ANCORAGGIO
A TRAVI

- BEAM CLAMP
- TRÄGERKLAMMER
- CRAMON SERRE-JOINT
- GANCHO DE SUJECIÓN

MATERIAL: Malleable cast iron
DIN EN ISO 8062-3 CT8
Bolt 8.8 DIN 933



CODE	A mm	B mm	C mm	D mm	E mm	F mm	G mm	H mm	Q MAX (capacity) kg	Certification			€
258008000	21	19	35	M 8	35	M 8	18	38	120	VdS - UL	84	100*	7,40
258010000	23	21	42	M 10	41	M 10	20	44	250	VdS - UL - FM	146	100*	8,26
258012000	35	23,5	54	M 12	48	M 10	26	58	350	VdS - UL - FM	220	50*	13,79

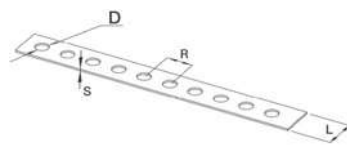
(*) unità minima di vendita / minimum selling quantity



Y 10 13

357

BANDELLA PREFORATA ZINCATA

- GALVANIZED SUSPENSION BAND
- MONTAGEBAND VERZINK
- BANDE PERFORÉE ACIER GALVANISÉE
- GUÍA PERFORADA GALVANIZADA



CODE	L mm	D mm	S mm	R mm	Total length m			€
357000000	17	6,5	0,8	13	10 metri / meters	838	10 rotoli/rolls	25,15

Y 10 13



357/T

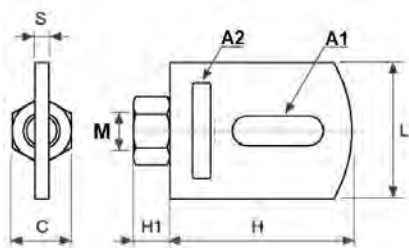
BANDELLA DI TESSUTO

- FABRIC BAND
- GEWEBEBAND
- BANDE EN TISSU
- TIRA EN TEJIDO

MATERIAL: polipropilene - polypropylene
Polypropylen - polypropylène
polipropileno



CODE	L mm	S mm	Total length m			€
357000004	15	0,8	10 metri / meters	73	10 rotoli / rolls	10,86

**357/SUP**

Y1013

SUPPORTO PER BANDELLA CON VITE E DADO

- KIT SUPPORT FOR SUSPENSION BAND
- ROHRAUFHÄNGER MIT SCHRAUBEN UND GEGENMUTTER
- SUPPORT POUR BANDE PERFORÉE AVEC VIS ET ÉCROU
- CÁNCAMOS CON ROSCA INTERIOR

CODE	M	L mm	C mm	S mm	H mm	H1 mm	A1 mm	A2 mm	Accessories				€
357000001	M 8	30	13	3	39	8	20 x 6,5	21 x 4	Vite/Screw M 6 x 16 + dado/back nut	34	1	100*	6,79

[*] unità minima di vendita / minimum selling quantity

**357/02**

Y1013

CHIDO IN ACCIAIO PER BANDELLA

- STEEL NAIL FOR SUSPENSION BAND
- EINSCHLAG-BOLZEN
- CLOU EN ACIER POUR BANDE PERFORÉE
- CLAVO EN ACERO PARA CINTA PERFORADA

CODE	L mm	A mm	B mm	D mm			€
357000002	27	18	4	10	1	500	0,27

**357/03**

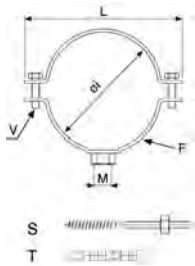
Y1013

IMPUGNATURA PORTA CHIDO

- NAIL-HOLDER GRIP
- EINSCHLAGWERKZEUG
- POIGNÉE PORTE CLOU
- EMPUÑADURA PORTA CLAVO

CODE			€
357000003	838	1	112,59

A 50 50



155

COLLARE FISSAGGIO TUBO CON VITE E TASSELLO

- CLAMP WITH BOLT-WOOD SCREW AND PLUG
- ROHRSCHELLE MIT HOLZSCHRAUBE UND DÜBEL
- COLLIER DE FIXATION AVEC CHEVILLE ET VIS FER-BOIS
- ABRAZADERA CON TACO NI TORNILLO

MATERIAL: AISI 304 - 1.4301
NOTE: dado saldato con puntatura elettrica spot welded nut

CODE	DN inch	Øi mm	M	T mm	S mm	V mm	F Lg x Sp mm	L mm	g	g	Box	€
155308304	3/8"	16 - 18	M 8	10 x 70	M 8 x 90	M 6 x 20	20 x 2,5	53,5	96	1	100*	6,18
155102304	1/2"	20 - 22	M 8	10 x 70	M 8 x 90	M 6 x 20	20 x 2,5	58	100	1	100*	6,18
155304304	3/4"	25 - 28	M 8	10 x 70	M 8 x 90	M 6 x 20	20 x 2,5	63,5	106	1	100*	6,71
155100304	1"	31 - 35	M 8	10 x 70	M 8 x 90	M 6 x 20	20 x 2,5	70	114	1	50*	7,46
155114304	1 1/4"	39 - 43	M 8	10 x 70	M 8 x 90	M 6 x 20	20 x 2,5	79	118	1	50*	8,04
155112304	1 1/2"	45 - 48,5	M 8	10 x 70	M 8 x 90	M 6 x 20	20 x 2,5	85	130	1	50*	8,62
155054304	54 mm	54	M 8	10 x 70	M 8 x 90	M 6 x 25	20 x 2,5	94	138	1	50*	9,39
155200304	2"	58 - 61	M 8	10 x 70	M 8 x 90	M 6 x 20	20 x 2,5	97	144	1	50*	9,39
155212304	2 1/2"	73 - 76,5	M 10	14 x 70	M 10 x 120	M 6 x 25	30 x 2,5	115	262	1	20*	15,88
155300304	3"	86 - 89	M 10	14 x 70	M 10 x 120	M 6 x 25	30 x 2,5	128	288	1	20*	17,70
155312304	3 1/2"	99 - 103	M 10	14 x 70	M 10 x 120	M 6 x 25	30 x 2,5	148	310	1	20*	20,43
155400304	4"	110 - 115	M 10	14 x 70	M 10 x 120	M 6 x 25	30 x 2,5	153,5	338	1	20*	22,69
155500304	5"	139 - 143	M 10	14 x 70	M 10 x 120	M 6 x 25	30 x 2,5	198	398	1	10*	29,54
155600304	6"	166 - 170	M 10	14 x 70	M 10 x 120	M 6 x 25	30 x 2,5	230	450	1	10*	33,03
155800304	8"	217 - 221	M 10	14 x 70	M 10 x 120	M 6 x 25	30 x 2,5	281	560	1	10*	41,23

(*) unità minima di vendita / minimum selling quantity

MATERIALE IN ACCIAIO INOSSIDABILE / Stainless steel material

A 50 50

158/KIT

KIT VITE FERRO-LEGNO + TASSELLO + DADO

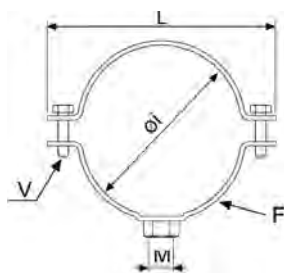
- KIT SCREW + PLUG + BACK NUT
- KIT HOLZSCHRAUBE + DÜBEL + 6-KUNT GEGENMUTTER
- KIT VIS BATTENTE + CHEVILLE + ÉCROU HEXAGONAL
- KIT TORNILLO + TACO + TUERCA HEXAGONAL

MATERIAL: AISI 304 - 1.4301



CODE	Plug	Screw	Back nut	g	g	Box	€
158216008K	10 x 70	M 8 x 100	M 8	72	1 kit	200 kit*	9,09
158216010K	14 x 70	M 10 x 120	M 10	140	1 kit	100 kit*	12,58

Kit : n° 2 tasselli, n° 2 viti, n° 2 dadi
 Kit : n° 2 plugs, n° 2 screws, n° 2 back nuts
 (*) unità minima di vendita / minimum selling quantity

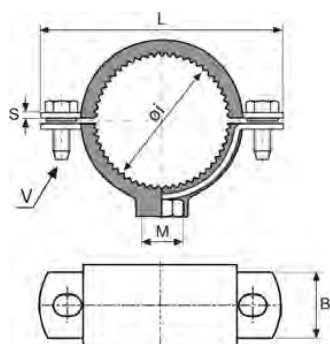
**156/304****COLLARE FISSAGGIO TUBO**

- CLAMP
- ROHRSCHELLE
- COLLIER DE FIXATION
- ABRAZADERA

MATERIAL: AISI 304 - 1.4301**NOTE:** dado saldato con puntatura elettrica
spot welded nut**A 50 50**

CODE	DN inch	DN mm	Øi mm	M	V mm	F Lg x Sp mm	L mm				€
156015304	15 mm	15	15	M 8	M 6 x 20	20 x 2,5	48	52	1	50*	5,67
156308304	3/8"	18	16 - 18	M 8	M 6 x 20	20 x 2,5	53,5	58	1	50*	5,67
156102304	1/2"	22	20 - 22	M 8	M 6 x 20	20 x 2,5	58	62	1	50*	5,46
156304304	3/4"	28	25 - 28	M 8	M 6 x 20	20 x 2,5	63,5	68	1	50*	5,65
156100304	1"	35	31 - 35	M 8	M 6 x 20	20 x 2,5	70	76	1	50*	6,32
156114304	1 1/4"	42	39 - 43	M 8	M 6 x 20	20 x 2,5	79	88	1	50*	7,00
156112304	1 1/2"	-	45 - 48,5	M 8	M 6 x 20	20 x 2,5	85	92	1	50*	7,56
156054304	54 mm	54	54	M 8	M 6 x 25	20 x 2,5	94	102	1	50*	8,23
156200304	2"	-	58 - 61	M 8	M 6 x 20	20 x 2,5	97	104	1	50*	8,23
156212304	2 1/2"	76,1	73 - 76,5	M 10	M 6 x 25	30 x 2,5	115	200	1	20*	14,42
156300304	3"	88,9	86 - 89	M 10	M 6 x 25	30 x 2,5	128	221	1	20*	15,72
156312304	3 1/2"	-	99 - 103	M 10	M 6 x 25	30 x 2,5	148	238	1	20*	17,84
156108304	108 mm	108	108	M 10	M 6 x 25	30 x 2,5	149	252	1	20*	18,22
156400304	4"	-	110 - 115	M 10	M 6 x 25	30 x 2,5	153,5	266	1	20*	18,22
156500304	5"	139,7	139 - 143	M 10	M 6 x 25	30 x 2,5	198	326	1	10*	26,47
156600304	6"	168,3	166 - 170	M 10	M 6 x 25	30 x 2,5	230	406	1	10*	30,32
156800304	8"	-	217 - 221	M 10	M 6 x 25	30 x 2,5	281	510	1	10*	37,42

[*] unità minima di vendita / minimum selling quantity



Conforme a
Conform to
Entsprechend
Correspondant
Conforme a la

DIN 4109**156/304 G****COLLARE CON GOMMA**

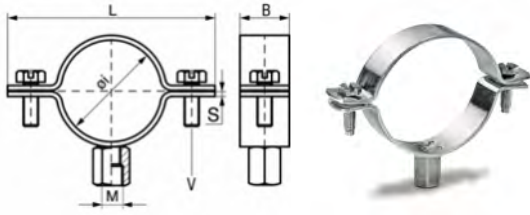
- CLAMP WITH RUBBER
- ROHRSCHELLE MIT GUMMIEINLAGE
- COLLIER DE FIXATION GARNITURE ISOPHONIQUE
- ABRAZADERA ISOFÓNICA

MATERIAL: AISI 304 - 1.4301**VULCANIZED RUBBER:** EPDM (-20° C/+120° C)
durezza/hardness 55 Shore**NOTE:** dado saldato con puntatura elettrica
spot welded nut**A 50 50**

CODE	DN inch	DN mm	Øi mm	M	V mm	B mm	S mm	L mm				€
156150304G	-	15	15 - 18	M 8	M 6 x 20	20	2,5	58	72	1	50*	11,53
156308304G	3/8"	18	16 - 18	M 8	M 6 x 20	20	2,5	58	76	1	50*	11,53
156102304G	1/2"	22	20 - 24	M 8	M 6 x 20	20	2,5	63,5	86	1	50*	11,75
156304304G	3/4"	28	25 - 28	M 8	M 6 x 20	20	2,5	70	94	1	50*	12,22
156100304G	1"	35	31 - 35	M 8	M 6 x 20	20	2,5	79	112	1	50*	12,95
156114304G	1 1/4"	42	39 - 43	M 8	M 6 x 20	20	2,5	85	120	1	50*	15,09
156112304G	1 1/2"	54	47 - 54	M 8	M 6 x 25	20	2,5	97	142	1	50*	16,45
156200304G	2"	-	58 - 61	M 8	M 6 x 20	20	2,5	107	156	1	20*	17,87
156212304G	2 1/2"	76,1	73 - 76,5	M 10	M 6 x 25	30	2,5	128	308	1	10*	24,98
156300304G	3"	88,9	86 - 89	M 10	M 6 x 25	30	2,5	148	346	1	10*	27,07
156400304G	4"	-	110 - 115	M 10	M 6 x 25	30	2,5	166	382	1	10*	32,69

[*] unità minima di vendita / minimum selling quantity

A 50 51



156/316

COLLARE FISSAGGIO TUBO

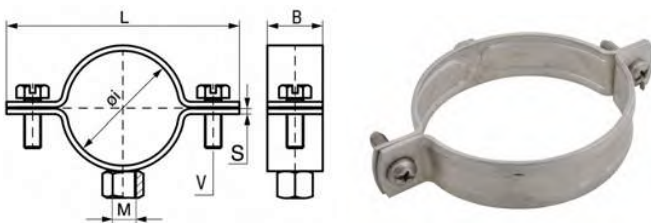
- CLAMP
- ROHRSCHELLE
- COLLIER DE FIXATION
- ABRAZADERA

MATERIAL: AISI 316 - 1.4401
NOTE: dado saldato con puntatura elettrica spot welded nut

CODE	DN inch	DN mm	Øi mm	M	V mm	B mm	S mm	L mm	g	Box	€
156308316	3/8"	15 - 18	15 - 18	M 8 / 10	M 6 x 16	20	2	54	56	50*	8,74
156102316	1/2"	22	20 - 24	M 8 / 10	M 6 x 16	20	2	62	62	50*	9,36
156304316	3/4"	28	26 - 30	M 8 / 10	M 6 x 16	20	2	66	64	50*	9,82
156100316	1"	35	32 - 36	M 8 / 10	M 6 x 20	20	2	72	70	50*	10,20
156114316	1 1/4"	42	36 - 42	M 8 / 10	M 6 x 20	20	2	80	83	50*	11,00
156112316	1 1/2"	-	47 - 50	M 8 / 10	M 6 x 20	20	2	87	89	50*	11,74
156054316	54 mm	54	51 - 55	M 8 / 10	M 6 x 20	20	2	94	94	50*	12,19
156200316	2"	-	60 - 64	M 8 / 10	M 6 x 20	20	2	102	102	50*	13,01
156070316	70 mm	-	67 - 73	M 8 / 10	M 6 x 20	20	2	118	110	20*	14,54
156212316	2 1/2"	76,1	75 - 80	M 8 / 10	M 6 x 20	20	2	125	117	20*	14,78
156300316	3"	88,9	87 - 92	M 8 / 10	M 6 x 20	20	2	141	132	20*	16,23
156312316	3 1/2"	-	99 - 105	M 8 / 10	M 6 x 20	20	2	155	143	20*	17,66
156108316	108 mm	108	106 - 112	M 8 / 10	M 6 x 20	20	2	162	152	20*	18,66
156400316	4"	-	114 - 119	M 8 / 10	M 6 x 25	20	2	171	161	20*	20,31
156125316	125 mm	-	124 - 131	M 8 / 10	M 6 x 25	20	2	179	179	10*	21,58
156160316	160 mm	-	159 - 163	M 8 / 10	M 6 x 25	20	2	211	201	10*	25,02
1560200316	200 mm	-	199 - 204	M 8 / 10	M 6 x 25	20	2	253	256	10*	26,90

[*] unità minima di vendita / minimum selling quantity

MATERIALE IN ACCIAIO INOSSIDABILE / Stainless steel material



156/316L

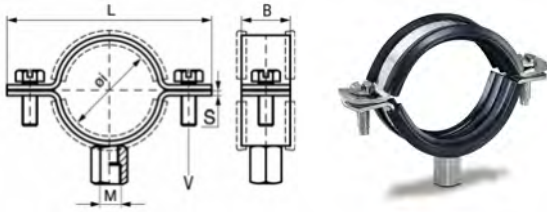
COLLARE FISSAGGIO TUBO - SERIE PESANTE

- CLAMP - HEAVY SERIES
- ROHRSCHELLE - SCHWERE SERIE
- COLLIER DE FIXATION - SÉRIE LOURDE
- ABRAZADERA - SERIE PESADA

MATERIAL: AISI 316L - 1.4404
NOTE: dado saldato con puntatura elettrica spot welded nut

CODE	DN inch	DN mm	Øi mm	M	V mm	B mm	S mm	L mm	g	Box	€
156500316	5"	139,7	139 - 144	M 10	M 6 x 25	20	2,5	179	210	10*	24,99
156600316	6"	168,3	164 - 169	M 10	M 6 x 25	20	2,5	203	240	10*	26,43

[*] unità minima di vendita / minimum selling quantity



156/316 G

COLLARE CON GOMMA

- CLAMP WITH RUBBER
- ROHRSCHELLE MIT GUMMIEINLAGE
- COLLIER DE FIXATION GARNITURE ISOPHONIQUE
- ABRAZADERA ISOFÓNICA

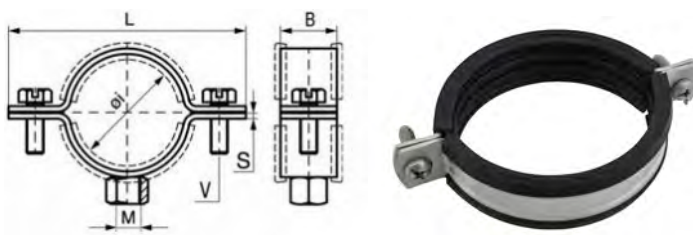
MATERIAL: AISI 316 - 1.4401

VULCANIZED RUBBER: EPDM [-20° C/+120° C]

NOTE: dado saldato con puntatura elettrica
spot welded nut

CODE	DN inch	DN mm	Øi mm	M	V mm	B mm	S mm	L mm			€
156308316G	3/8"	15 - 18	15 - 18	M 8 / 10	M 6 x 16	20	2	65	71	50*	10,26
156102316G	1/2"	22	20 - 24	M 8 / 10	M 6 x 16	20	2	69	77	50*	10,83
156304316G	3/4"	28	26 - 30	M 8 / 10	M 6 x 16	20	2	74	83	50*	11,21
156100316G	1"	35	32 - 36	M 8 / 10	M 6 x 20	20	2	81	91	50*	12,06
156114316G	1 1/4"	42	38 - 42	M 8 / 10	M 6 x 20	20	2	89	100	50*	12,96
156112316G	1 1/2"	-	47 - 50	M 8 / 10	M 6 x 20	20	2	100	111	50*	13,97
156054316G	54 mm	54	51 - 55	M 8 / 10	M 6 x 20	20	2	102	120	50*	14,65
156200316G	2"	-	60 - 64	M 8 / 10	M 6 x 20	20	2	114	132	20*	16,06
156070316G	70 mm	-	67 - 73	M 8 / 10	M 6 x 20	20	2	124	147	10*	18,11
156212316G	2 1/2"	76,1	75 - 80	M 8 / 10	M 6 x 20	20	2	130	154	10*	18,75
156300316G	3"	88,9	87 - 92	M 8 / 10	M 6 x 20	20	2	141	170	10*	22,00
156312316G	3 1/2"	-	100 - 106	M 8 / 10	M 6 x 20	20	2	165	189	10*	22,60
156108316G	-	108	108	M 8 / 10	M 6 x 25	20	2	168	200	10*	22,67
156400316G	4"	-	114 - 119	M 8 / 10	M 6 x 25	20	2	180	210	10*	23,39
156125316G	125 mm	-	124 - 131	M 8 / 10	M 6 x 25	20	2	191	220	10*	24,79
156160316G	160 mm	-	159 - 165	M 8 / 10	M 6 x 25	20	2	217	261	10*	28,92

[*] unità minima di vendita / minimum selling quantity



156/316L G

COLLARE CON GOMMA - SERIE PESANTE

- CLAMP WITH RUBBER - HEAVY SERIES
- ROHRSCHELLE MIT GUMMIEINLAGE - SCHWERE SERIE
- COLLIER DE FIXATION GARNITURE ISOPHONIQUE - SÉRIE LOURDE
- ABRAZADERA ISOFÓNICA - SERIE PESADA

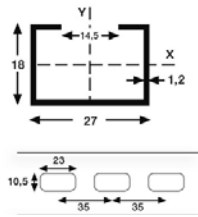
MATERIAL: AISI 316L - 1.4404

VULCANIZED RUBBER: EPDM [-20° C/+120° C]
durezza/hardness
55 ShoreNOTE: dado saldato con puntatura elettrica
spot welded nut

CODE	DN inch	DN mm	Øi mm	M	V mm	B mm	S mm	L mm			€
156500316G	5"	139,7	133 - 141	M 10	M 6 x 25	20	2,5	179	250	10*	28,05
156600316G	6"	168,3	159 - 168	M 10	M 8 x 35	25	2,5	233	470	10*	30,75

[*] unità minima di vendita / minimum selling quantity

A 50 50



157-P1

PROFILO 2 M

- FIXING RAIL 2 M
- MONTAGESCHIENE 2 M
- RAIL 2 M
- GUÍA PERFORADA 2 M

MATERIAL: AISI 304 - 1.4301
DIMENSION: 27 x 18 x 1,2

CODE	Section cm ²	Jx cm ⁴	Jy cm ⁴	Wx cm ³	Wy cm ³	kg/m	6 barre	€
157027000	0,84	0,34	0,92	0,32	0,68	0,55	6 barre	176,06

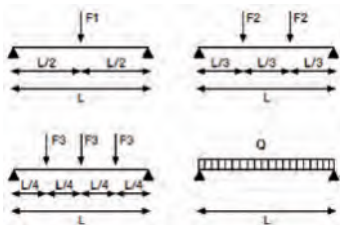
Asse di riferimento X-X

Il momento d'inerzia Jx-Jy ed i moduli di resistenza Wx-Wy sono calcolati in corrispondenza di una sezione omogenea (fori esclusi).
F1 - F2 - F3 - Q = (daN) 1 daN ≈ 1 kgf Portate calcolate considerando una freccia limite = L/200.

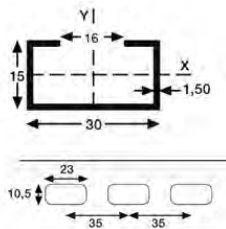
Reference axis X-X

Moment of inertia Jx-Jy and strength modulus Wx-Wy are calculated in correspondence with homogeneous section (holes excluded).
F1 - F2 - F3 - Q = (daN) 1 daN ≈ 1 kgf Loads calculation considering a limit deflection = L/200.

157027000 27x18x1,2	L (mm)			
	500	1000	1500	2000
F1	51	19	8	5
F2	38	11	5	3
F3	25	8	4	2
Q	101	30	14	8



A 50 50



157-P3

PROFILO 2 M

- FIXING RAIL 2 M
- MONTAGESCHIENE 2 M
- RAIL 2 M
- GUÍA PERFORADA 2 M

MATERIAL: AISI 304 - 1.4301
DIMENSION: 30 x 15 x 1,5

CODE	Section cm ²	Jx cm ⁴	Jy cm ⁴	Wx cm ³	Wy cm ³	kg/m	6 barre	€
157030000	0,98	0,30	1,26	0,33	0,84	0,70	6 barre	187,77

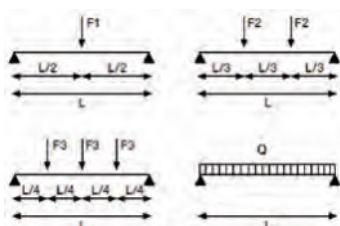
Asse di riferimento X-X

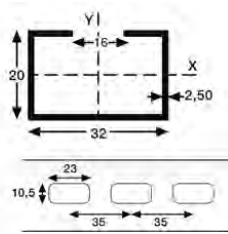
Il momento d'inerzia Jx-Jy ed i moduli di resistenza Wx-Wy sono calcolati in corrispondenza di una sezione omogenea (fori esclusi).
F1 - F2 - F3 - Q = (daN) 1 daN ≈ 1 kgf Portate calcolate considerando una freccia limite = L/200.

Reference axis X-X

Moment of inertia Jx-Jy and strength modulus Wx-Wy are calculated in correspondence with homogeneous section (holes excluded).
F1 - F2 - F3 - Q = (daN) 1 daN ≈ 1 kgf Loads calculation considering a limit deflection = L/200.

157030000 30x15x1,5	L (mm)			
	500	1000	1500	2000
F1	49	15	7	4
F2	39	9	4	2
F3	25	6	3	2
Q	98	25	11	6



**157-P4****A 50 50****PROFILO 2 M**

- FIXING RAIL 2 M
- MONTAGESCHIENE 2 M
- RAIL 2 M
- GUÍA PERFORADA 2 M

MATERIAL: AISI 304 - 1.4301**DIMENSION:** 32 x 20 x 2,5

CODE	Section cm ²	Jx cm ⁴	Jy cm ⁴	Wx cm ³	Wy cm ³	kg/m	Barre	€
157032000	1,87	0,94	2,70	0,80	1,68	1,30	6 barre	291,55

Asse di riferimento X-X

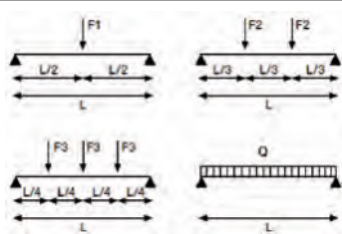
Il momento d'inerzia Jx-Jy ed i moduli di resistenza Wx-Wy sono calcolati in corrispondenza di una sezione omogenea (fori esclusi).

F1 - F2 - F3 - Q = [daN] 1 daN ≈ 1 kgf Portate calcolate considerando una freccia limite = L/200.

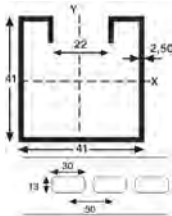
Reference axis X-X

Moment of inertia Jx-Jy and strength modulus Wx-Wy are calculated in correspondence with homogeneous section (holes excluded).

F1 - F2 - F3 - Q = [daN] 1 daN ≈ 1 kgf Loads calculation considering a limit deflection = L/200.



157032000 32x20x2,5	L (mm)				
	500	1000	1500	2000	
F1	117	48	21	12	
F2	88	28	13	7	
F3	59	20	9	5	
Q	235	77	34	19	

**157-P6****A 50 50****PROFILO 3 M**

- FIXING RAIL 3 M
- MONTAGESCHIENE 3 M
- RAIL 3 M
- GUÍA PERFORADA 3 M

MATERIAL: AISI 304 - 1.4301**DIMENSION:** 41 x 41 x 2,5

CODE	Section cm ²	Jx cm ⁴	Jy cm ⁴	Wx cm ³	Wy cm ³	kg/m	Barre	€
157041000	3,25	6,28	9,18	2,99	4,48	2,6	5 barre	475,25

Asse di riferimento X-X

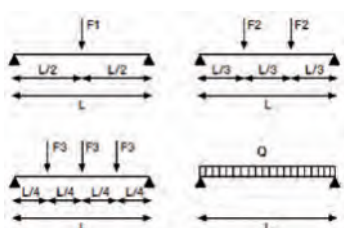
Il momento d'inerzia Jx-Jy ed i moduli di resistenza Wx-Wy sono calcolati in corrispondenza di una sezione omogenea (fori esclusi).

F1 - F2 - F3 - Q = [daN] 1 daN ≈ 1 kgf Portate calcolate considerando una freccia limite = L/200.

Reference axis X-X

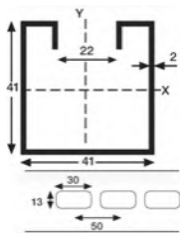
Moment of inertia Jx-Jy and strength modulus Wx-Wy are calculated in correspondence with homogeneous section (holes excluded).

F1 - F2 - F3 - Q = [daN] 1 daN ≈ 1 kgf Loads calculation considering a limit deflection = L/200.



157041000 41x41x2,5	L (mm)				
	500	1000	1500	2000	3000
F1	433	216	138	78	35
F2	325	162	81	46	20
F3	216	108	58	33	15
Q	866	433	221	124	55

A 50 50



157-P6 L

PROFILO 3 M

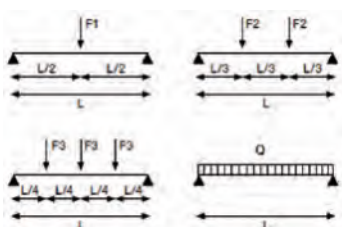
- FIXING RAIL 3 M
- MONTAGESCHIENE 3 M
- RAIL 3 M
- GUÍA PERFORADA 3 M

MATERIAL: AISI 304 - 1.4301
DIMENSION: 41 x 41 x 2

CODE	Section cm ²	Jx cm ⁴	Jy cm ⁴	Wx cm ³	Wy cm ³	kg/m	Box	€
157041001	2,63	5,26	7,60	2,50	3,71	2,06	5 barre	413,51

Asse di riferimento X-X
Il momento d'inerzia Jx-Jy ed i moduli di resistenza Wx-Wy sono calcolati in corrispondenza di una sezione omogenea (fori esclusi).
F1 - F2 - F3 - Q = (daN) 1 daN ≈ 1 kgf Portate calcolate considerando una freccia limite = L/200.

Reference axis X-X
Moment of inertia Jx-Jy and strength modulus Wx-Wy are calculated in correspondence with homogeneous section (holes excluded).
F1 - F2 - F3 - Q = (daN) 1 daN ≈ 1 kgf Loads calculation considering a limit deflection = L/200.



157041001 41x41x2	L (mm)				
	500	1000	1500	2000	3000
F1	362	181	116	65	29
F2	271	136	68	38	17
F3	181	90	49	27	12
Q	724	362	185	104	46



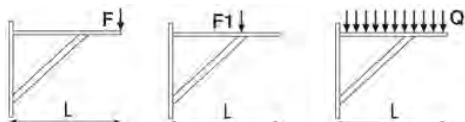
A 50 50

230 I

MENSOLA SALDATA A SQUADRA IN PROFILATO

- TRIANGULAR BRACKET
- UNTERSTÜTZUNG FERTIGKONSOLE
- CONSOLE AVEC RENFORCE
- SOPORTE 90° SALDADO

MATERIAL: AISI 304 - 1.4301




Fixing rail: 32x20x2,5

CODE	L mm	L1 mm	B mm	H mm	F daN	F1 daN	Q daN	kg	Box	Stack	€
230370304	370	200	250	275	60	600	250	1100	2	240	140,17
230545304	545	290	380	380	40	600	160	1500	2	165	191,14

MATERIALE STAFFE: acciaio inossidabile AISI 304 - 1.4301.
Raccorderie Metalliche garantisce le portate di carico fatto salvo il corretto ancoraggio alla parete. 1 daN ≈ 1 Kgf



BRACKET MATERIAL: stainless steel AISI 304 - 1.4301.
Raccorderie Metalliche guarantees the load only in the case of a correct wall anchorage. 1 daN ≈ 1 kgf

MATERIALE IN ACCIAIO INOSSIDABILE / Stainless steel material

**231/32 I****A 50 50****MENSOLA SALDATA A PARETE
32X20X2**

- WALL BRACKET
- FERTIGKONSOLE
- CONSOLE
- SOPORTE

MATERIAL: AISI 304 - 1.4301

CODE	L mm	H mm	B mm	S mm	F daN	F1 daN	Q daN			€
231280304	280	120	40	4	33	67	67	436	20	66,78

Versione con tappo di testa montato.

Raccorderie Metalliche garantisce le portate di carico fatto salvo il corretto ancoraggio alla parete.

1 daN ≈ 1 Kgf

Version with mounted head cap.



Raccorderie Metalliche guarantees the load only in the case of a correct wall anchorage.

1 daN ≈ 1 kgf

**231/40 I****A 50 50****MENSOLA SALDATA A PARETE
40X60X2**

- WALL BRACKET
- FERTIGKONSOLE
- CONSOLE
- SOPORTE

MATERIAL: AISI 304 - 1.4301

CODE	L mm	H mm	B mm	S mm	F daN	F1 daN	Q daN			€
231600304	600	180	80	6	75	150	150	2230	1	267,08

Versione con tappo di testa montato.

Raccorderie Metalliche garantisce le portate di carico fatto salvo il corretto ancoraggio alla parete.

1 daN ≈ 1 Kgf

Version with mounted head cap.

Raccorderie Metalliche guarantees the load only in the case of a correct wall anchorage.

1 daN ≈ 1 kgf

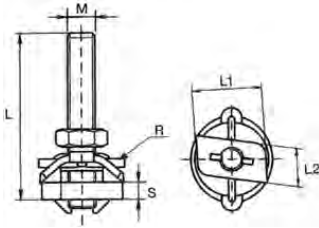
A 50 50

214 TM/Clip INOX

BULLONE TESTA MARTELLO CON CLIP, DADO E RONDELLA

- HAMMER HEAD BOLT WITH CLIP, NUT AND WASHER
- T-BOLZEN MIT CLIP, GEGENMUTTER UND UNTERLEGSCHIEBE VERZINKT
- BOULON POUR PROFILE AVEC CLIP
- TORNILLO GUÍA CON TUERCA Y ARANDELA

MATERIAL: AISI 316 - 1.4401



For fixing rails: 27/18 - 30/15 - 32/20

CODE	M	L mm	L1 mm	L2 mm	S mm	R mm				€
214008040I	M 8	40	23	13,5	5	∅ 25 thk 2,5	34	10*	100	11,34
214010040I	M 10	40	23	13,5	5	∅ 25 thk 2,5	48	10*	100	15,02

(*) unità minima di vendita / minimum selling quantity

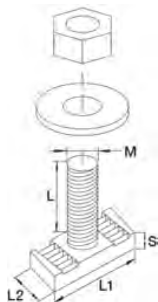
A 50 50

214 TMP INOX

BULLONE TESTA MARTELLO PER PROFILO

- HAMMER HEAD BOLT FOR FIXING RAIL
- T-BOLZEN FÜR PROFIL
- BOULON POUR PROFILE
- TORNILLO GUÍA

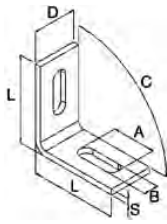
MATERIAL: AISI 304 - 1.4301



For fixing rails: 41/41



CODE	Description	M	L mm	L1 mm	L2 mm	S mm				€
214008041I	con dado, rondella ∅ 10,5-40 sp. 3	M 8	30	34	21	5	62	20*	100	9,37
214010041I	with nut, washer ∅ 10,5-40 thk 3	M 10	30	34	21	5	78	10*	100	9,60

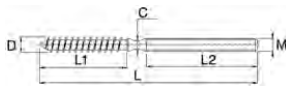
(*) unità minima di vendita / minimum selling quantity

**158/212****A 50 50****ANGOLARE PER PROFILO**

- CONNECTION PLATE
- MONTAGE-WINKEL
- EQUERRE
- ESCUADRA DE MONTAJE



MATERIAL: AISI 304 - 1.4301**For fixing rails: 27/18**


CODE	L mm	S mm	A mm	B mm	degrees	D mm			€
158212045	50	5	25	10	135°	25	78	100	15,92
158212090	54	5	25	10	90°	25	78	100	15,92

**158/216****A 50 50****VITE FERROLEGNO**

- BOLT-WOOD SCREW
- HOLZSCHRAUBE
- VIS DOUBLE FILET
- TORNILLO DOBLE ROSCA



MATERIAL: AISI 304 - 1.4301

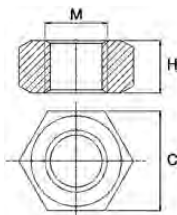
CODE	M	L mm	L1 mm	L2 mm	C mm	D mm			€
158216008	M 8	100	63	23	5	8	27	100	2,49
158216010	M 10	120	60	45	7	10	54	100	3,70

**158/219****A 50 50****TRONCHETTO FILETTATO**

- THREADED ROD
- GEWINDESTANGE
- TIGE FILETÉE
- ESPÁRRAGO SEPARADOR



MATERIAL: AISI 304 - 1.4301

CODE	M	L mm			€
158219008	M 8	30	10	500	7,15
158219010	M 10	30	14	400	9,49

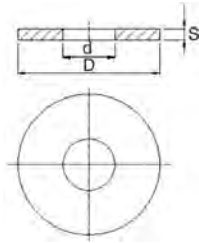
**158/215****A 50 50****DADO ESAGONALE MEDIO**

- BACK NUT
- 6-KANT GEGENMUTTER
- ÉCROU HEXAGONAL
- TUERCA HEXAGONAL

MATERIAL: AISI 304 - 1.4301

CODE	M	C mm	H mm			€
158215008	M 8	13	6,5	4	100	0,81
158215010	M 10	17	8	10	100	0,97

A 50 50



158/218

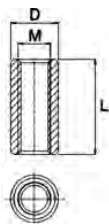
RONDELLA PIANA

- WASHER
- UNTERLEGSCHLEIBE
- RONDELLE
- ARANDELA PLANA

NORM: DIN 9021

MATERIAL: AISI 304 - 1.4301

CODE	M	D mm	d mm	S mm	g	Box	€
158218008	M 8	24	8,4	2	4	100	4,41
158218010	M 10	30	10,5	2,5	12	100	7,72



158/220


MANICOTTO DI CONGIUNZIONE

- STUD CONNECTOR
- EINSCHLAGANKER
- RACCORD DE JONCTION FF
- MANGUITO SEPARADOR

MATERIAL: AISI 304 - 1.4301

A 50 50

CODE	M	D mm	L mm	g	Box	€
158220008	M 8	11	30	12	100	5,74
158220010	M 10	13	30	15	100	5,93



158/264

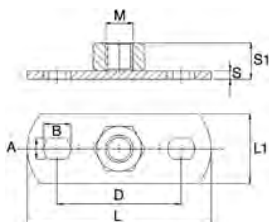
BARRA FILETTATA

- THREADED ROD
- GEWINDESTANGE
- TIGE FILETÉE
- VARILLA ROSCADA

MATERIAL: AISI 304 - 1.4301

A 50 50

CODE	M	L mm	g	Box	€
158264008	M 8	1000	312	50	26,24
158264010	M 10	1000	494	25	41,27



158/263

FLANGIA A MURO

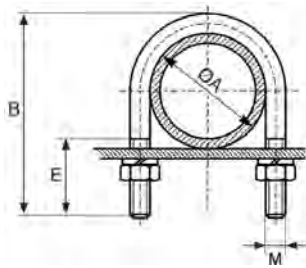
- FIXING FLANGE
- WANDFLANSCH
- BASE (POINT FIXE) DE FIXATION
- PLETINA FIJACIÓN

MATERIAL: AISI 304 - 1.4301

A 50 50

CODE	M	L mm	L1 mm	S mm	S1 mm	D mm	A x B mm	g	Box	€
158263008	M 8	70	20	2	8,5	53	6,5 x 8,5	26	100	6,99
158263010	M 10	70	20	2	10	53	6,5 x 8,5	30	100	8,15

MATERIALE IN ACCIAIO INOSSIDABILE / Stainless steel material



159

A 50 50

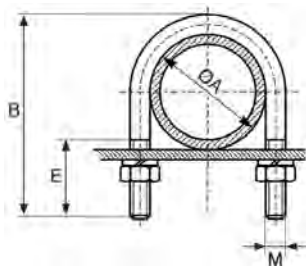
CAVALLOTTO PER FISSAGGIO TUBI

- U-BOLT CLAMP
- RUNDSTAHLBÜGEL
- ÉTRIER AVEC ECROUS
- ABARCON

MATERIAL: AISI 304 - 1.4301

NOTE: dado/back nut DIN 934
rondella/washer "grover"

CODE	DN inch	M	A mm	B mm	E mm			€
159308304	3/8"	M 6	18	50	35	25	100	4,14
159102304	1/2"	M 6	22	53	35	27	100	4,34
159304304	3/4"	M 6	28	59	35	31	100	4,77
159100304	1"	M 6	34	65	35	34	100	5,03
159114304	1 1/4"	M 6	43	74	35	39	100	5,22
159112304	1 1/2"	M 8	49	85	40	80	100	6,14
159200304	2"	M 8	61	99	40	94	50	10,26
159212304	2 1/2"	M 8	77	113	40	109	50	12,00
159300304	3"	M 8	90	126	40	122	50	13,37
159400304	4"	M 10	115	155	40	235	25	20,18
159500304	5"	M 10	144	184	40	281	25	25,57
159600304	6"	M 10	170	210	40	323	25	29,22
159800304	8"	M 10	221	259	40	401	25	35,66
1591000304	10"	M 10	275	313	40	487	25	41,13



159/M

A 50 50

CAVALLOTTO PER FISSAGGIO TUBI

- U-BOLT CLAMP
- RUNDSTAHLBÜGEL
- ÉTRIER AVEC ECROUS
- ABARCON

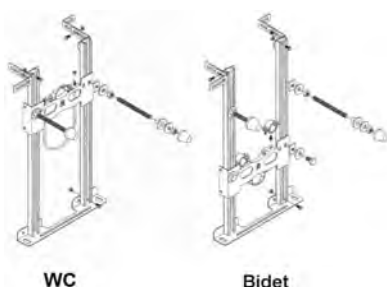
MATERIAL: AISI 304 - 1.4301

NOTE: dado/back nut DIN 934
rondella/washer "grover"

CODE	D mm	M	A mm	B mm	E mm			€
1590038304	38	M 6	39	70	35	37	100	6,12
1590054304	54	M 8	55	97	40	91	50	10,68
1590065304	65	M 8	66	99	40	95	50	11,71
1590070304	70	M 8	71	102	40	98	50	12,05
1590084304	84	M 8	85	117	40	113	50	14,33
1590104304	104	M 10	105	149	40	224	25	23,66
1590129304	129	M 10	130	170	40	259	25	28,14
1590154304	154	M 10	155	194	40	297	25	31,64
1590204304	204	M 10	206	244	40	377	25	37,79
1590254304	254	M 10	256	294	40	456	25	45,17
1590304304	304	M 10	306	344	50	536	25	51,79
1590354304	354	M 10	356	407	50	627	25	62,10

PRATI^{KO}® CLASSIC

Y 30 32



WC




Bidet



234/235

STAFFA PER VASO E BIDET SOSPESO

- SUPPORT FOR WC AND BIDET
- HALTERUNG FÜR WC UND BIDET
- SUPORT DE FIXATION POUR WC ET BIDET SUSPENDU
- SOPORTE WC Y BIDÉ SUSPENDIDOS

CODE	Support wheelbase				€
234235000	180 - 230 mm	3796	1	162	69,03

DIMENSIONE STRUTTURA: 265 mm base x 600 mm altezza.

STRUTTURA: montanti in profilo 32x20 sp. 2 mm da assemblare in cantiere, zanche inferiori e superiori fissate con vite/tassello.

FINITURA: montanti e traversi zincati.

ACCESSORI: completo di viti ed accessori per lo staffaggio (tubi di cacciata e scarico esclusi).

CARICO MASSIMO: 400 kg (UNI EN 997).

STRUCTURE SIZE: 265 mm width x 600 mm height.

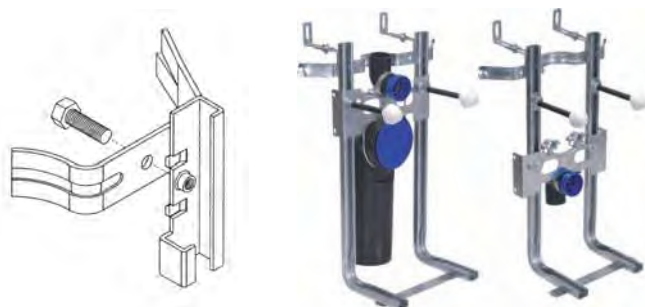
STRUCTURE: vertical rails 32x20 2 mm thk to be assembled on site, upper and lower brackets fixed with screw / plug.

FINISHING: galvanized rails.

ACCESSORIES: complete with screws and accessories for mounting (flush and exhaust pipes excluded).

MAXIMUM LOAD: 400 kg (UNI EN 997).

Y 30 32



234/235 Plus

STAFFA UNIVERSALE PER VASO E BIDET SOSPESO

- UNIVERSAL SUPPORT FOR WC AND BIDET UNIVERSAL
- UNIVERSALHALTERUNG FÜR WC UND BIDET
- SUPORT DE FIXATION UNIVERSEL POUR WC ET BIDET SUSPENDU
- SOPORTE UNIVERSAL WC Y BIDÉ SUSPENDIDOS

CODE	Support wheelbase				€
234235001	180 - 230 mm	4362	1	160	70,82

DIMENSIONE STRUTTURA: 265 mm base x 560 mm altezza, piedi rinforzo L= 190 mm.

STRUTTURA: montanti in profilo 32x20 sp. 2 mm sagomati a "L" da assemblare in cantiere, zanche a murare + zanche per fissaggio con vite/tassello.

FINITURA: montanti e traversi zincati.

ACCESSORI: completo di viti ed accessori per lo staffaggio (tubi di cacciata e scarico esclusi).

CARICO MASSIMO: 400 kg (UNI EN 997).

STRUCTURE SIZE: 265 mm width x 560 mm height, "foot" reinforcement L = 190 mm.

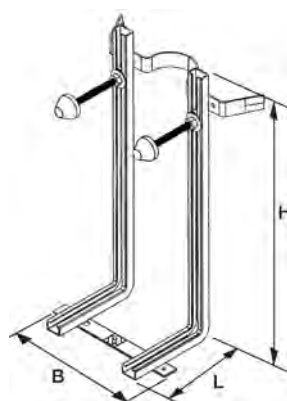
STRUCTURE: vertical rails 32x20 2 mm thk to be assembled on site, clamps to wall brackets for mounting with screw / plug.

FINISHING: galvanized rails.

ACCESSORIES: complete with screws and accessories for mounting (flush and exhaust pipes excluded).

MAXIMUM LOAD: 400 kg (UNI EN 997).

PRATIKO® CLASSIC



237

Y 30 32

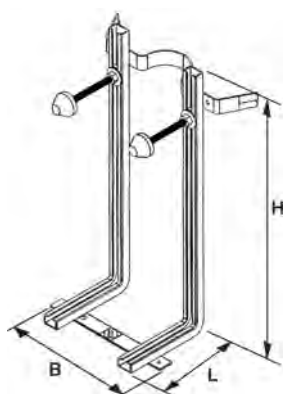
FISSAGGIO componibile per vaso e bidet

- MODULAR WATER AND BIDET SUPPORT
- ZUSAMMENSETZBAR HALTERUNG FÜR HAENGENDES WC UND BIDET
- SUPORT COMPOSÉ POUR FIXATION WC ET BIDET SUSPENDU
- FIJADOR COMPONIBLE PARA WC Y BIDÉ SUSPENDIDOS

CODE	L mm	B mm	H mm	Support wheelbase	 g			€
237000000	190	265	560	180 - 230 mm	2727	1	160	40,09

STRUTTURA: montanti in profilo 32x20 sp. 2 mm, sagomati a "L" da assemblare in cantiere, zanche a murare. **FINITURA:** montanti e traversi zincati. **ACCESSORI:** completo di viti ed accessori per lo staffaggio. **CARICO MASSIMO:** 400 kg (UNI EN 997).

STRUCTURE: rails 32x20 2 mm thk, "L" shaped to be assembled on site, clamps for wall applications. **FINISHING:** galvanized rails. **ACCESSORIES:** complete with screws and accessories for mounting. **MAXIMUM LOAD:** 400 kg (UNI EN 997).






236/180

Y 30 32

FISSAGGIO per vaso e bidet sospeso (VERSIONE BULLONATA)

- BOLTED WATER AND BIDET SUPPORT
- BEFESTIGUNGSSET FÜR WC UND BIDET
- SUPORT BOULONNÉ POUR FIXATION WC ET BIDET
- FIJADOR ATORNILLADO PARA WC Y BIDÉ SUSPENDIDOS




CODE	Description	L mm	B mm	H mm	Support wheelbase	 g			€
236000180	Staffa + kit art. 120236004K Support + kit art. 120236004K	200	265	660	180 mm	2312	1	50	43,59

STRUTTURA: montanti in profilo 35x20 sp. 1,5 mm sagomati a "L".
FINITURA: montanti, zanche a murare e traverso in versione zincata. Struttura assemblata attraverso bullonatura.
ACCESSORI: completo di viti ed accessori per lo staffaggio. **CARICO MASSIMO:** 400 kg (UNI EN 997).

STRUCTURE: rails 35x20 1,5 mm thk, "L" shaped.
FINISHING: completely galvanized. Structure assembled through bolting.
ACCESSORIES: complete with screws and accessories for mounting. **MAXIMUM LOAD:** 400 kg (UNI EN 997).



**120/236-237 KIT****Y 30 32****KIT PER ART. 237-236/180**

- KIT FOR ART. 237-236/180
- SATZ FÜR ARTIKEL 237-236/180
- KIT POUR L'ART. 237-236/180
- KIT PARA ARTÍCULOS 237-236/180

CODE	Description				€
120236004K	Kit viteria cappucci + vitoni + slitte in nylon per art. 237000000-236000180 Kit caps + screws + nylon slides for art. 237000000-236000180	470	1	25	16,21

PRATI[®]KO STAR**234/02****Y 30 31****STAFFA DI FISSAGGIO PER BIDET SOSPESO**

- BRACKET FOR HANGING BIDET
- HALTERUNG FÜR BIDET
- SUPORT DE FIXATION POUR BIDET SUSPENDU
- SOPORTE FIJADOR PARA BIDÉ SUSPENDIDO

CODE	Support wheelbase	 g			€
234000002	180 - 230 mm	3418	1	72	87,95

DIMENSIONE STRUTTURA: 440 mm base x 405 mm altezza.

STRUTTURA: montanti e traversi in tubolare (sp. 1,5 mm) incastrati e rivettati con verniciatura finale.

FINITURA: staffe pre-montate e verniciate con polvere termoindurente poliestere.

PIEDINI: altezza regolabile 170 mm.

ACCESSORI: completo di viti ed accessori per lo staffaggio.

CARICO MASSIMO: 400 kg (UNI EN 997).

STRUCTURE SIZE: 440 mm width x 405 mm height.

STRUCTURE: vertical and horizontal tubular (1,5 mm thk) and riveted stuck with final painting.

FINISHING: brackets pre-assembled and painted with polyester powder paint.




FOOTHOLD: adjustable height 170 mm.

ACCESSORIES: complete with screws and accessories for mounting.

MAXIMUM LOAD: 400 kg (UNI EN 997).

**235/02****Y 30 31****STAFFA DI FISSAGGIO PER VASO SOSPESO**

- BRACKET FOR HANGING WATER
- UNIVERSALHALTERUNG FÜR WC
- SUPORT DE FIXATION POUR WC SUSPENDU
- SOPORTE FIJADOR PARA WC SUSPENDIDO

CODE	Support wheelbase	 g			€
235000002	180 - 230 mm	2904	1	108	70,96

DIMENSIONE STRUTTURA: 305 mm base x 405 mm altezza.

STRUTTURA: montanti in tubolare (sp. 1,5 mm) incastrati e rivettati, traverso in lamiera (sp. 3 mm), con verniciatura finale.

FINITURA: staffe pre-montate e verniciate con polvere termoindurente poliestere.

PIEDINI: altezza regolabile 170 mm.

ACCESSORI: completo di viti ed accessori per lo staffaggio.

CARICO MASSIMO: 400 kg (UNI EN 997).

STRUCTURE SIZE: 305 mm width x 405 mm height.

STRUCTURE: vertical and horizontal tubular (1,5 mm thk) and riveted stuck, transverse plate (3 mm thk) with final painting.

FINISHING: brackets pre-assembled and painted with polyester powder paint.

FOOTHOLD: adjustable height 170 mm.

ACCESSORIES: complete with screws and accessories for mounting.

MAXIMUM LOAD: 400 kg (UNI EN 997).

PRATIKO® STAR



238/04

Y 30 31

STAFFA SLIM PER VASO SOSPESO E CASSETTA AD INCASSO

- SUPPORT FRAME FOR WATER & FLUSHING CISTERN
- SLIMLINEVORWANDMONTAGE FÜR UNTERPUTZSPÜLKASTEN
- SUPPORT DE FIXATION POUR WC SUSPENDU AVEC CASSETTE
- SOPORTE FIJADOR WC SUSPENDIDO EMPOTRADO CON TANQUE

CODE	Support wheelbase				€
23800004	180 - 230 mm	4750	1	27	183,22

DIMENSIONE STRUTTURA: 580 mm base x 1255 mm altezza x 80 mm ca. spessore (misura compreso cassetta).

STRUTTURA: montanti e traversi in tubolare (sp. 1,5/2 mm) incastrati e rivettati con verniciatura finale.

FINITURA: staffe pre-montate e verniciate con polvere termoindurente poliestere.

PIEDINI: altezza regolabile 170 mm. **ACCESSORI:** completo di viti ed accessori per lo staffaggio.

CARICO MASSIMO: 400 kg (UNI EN 997).

COMPATIBILITÀ: cassette modello Viega (Mono Slim), Geberit (Unica + / Sigma 8), Valsir (Medusa), Pucci (Sara).

STRUCTURE SIZE: 580 mm width x 1255 mm height x 80 mm ca. thickness (measure including flushing cistern).

STRUCTURE: vertical and horizontal tubular (1,5 / 2 mm thk) and riveted stuck with final painting.

FINISHING: brackets pre-assembled and painted with polyester powder paint.

FOOTHOLD: adjustable height 170 mm. **ACCESSORIES:** complete with screws and accessories for mounting.

MAXIMUM LOAD: 400 kg (UNI EN 997).

COMPATIBILITY: model flushing cistern Viega (Mono Slim), Geberit (Unica + / Sigma 8), Valsir (Medusa), Pucci (Sara).

PRATIKO® KOMBI



234/K

Y 30 31

STAFFA DI FISSAGGIO PER LAVABO E BIDET SOSPESO

- SUPPORT FRAME FOR WASHBASIN AND BIDET
- BEFESTIGUNGSWINKEL FÜR WASHBECKEN UND BIDET
- SUPPORT DE FIXATION POUR LAVE-MAINS ET BIDET SUSPENDU
- SOPORTE FIJADOR PARA LAVABO Y BIDÉ SUSPENDIDO

CODE	Support wheelbase			€
234239002	130 - 180 - 230 - 280 mm	2946	1	87,16

DIMENSIONE STRUTTURA: 395 mm base x 170 mm altezza x 60 mm ca. spessore.

STRUTTURA: montanti (sp. 1,2 mm) e traversi (sp. 1,5/3 mm) in lamiera piegata e tubolare, incastrati e rivettati.

FINITURA: staffe pre-montate e verniciate con polvere termoindurente poliestere.

ACCESSORI: collari per fissaggio attacchi acqua calda/fredda e scarico in versione gomma vulcanizzata.

CARICO MASSIMO: 400 kg (UNI EN 997).

STRUCTURE SIZE: 395 mm width x 170 mm height x 60 mm ca. thickness.


STRUCTURE: posts (thk 1,2 mm) and transoms (thk 1,5 / 3 mm) bent sheet metal and tubular, stuck and riveted. **FINISHING:** brackets pre-assembled and painted with polyester powder paint

ACCESSORIES: collars for hot / cold water, drain mounting attacks in vulcanized rubber version

MAXIMUM LOAD: 400 kg (UNI EN 997).

PRATI[®]KO TOP




Y 30 31



234

STAFFA DI FISSAGGIO PER BIDET
SOSPESO

- BRACKET FOR HANGING BIDET
- HALTERUNG FÜR HAENGENDE BIDET
- SUPORT DE FIXATION POUR BIDET SUSPENDU
- SOPORTE FIJADOR PARA BIDÉ SUSPENDIDO

CODE	Support wheelbase				€
234000000	180 - 230 mm	3300	1	100	94,43

FINITURA: staffe pre-montate, e verniciate con polvere termoindurente epossipoliestere.

DIMENSIONI: adatto per interasse 180 e 230 mm, spessore delle spalle 3 mm, spessore piastra centrale 2,5 mm.

ACCESSORI: completa di piedini regolabili, kit di fissaggio staffa e kit di fissaggio bidet.

CARICO MASSIMO: 400 kg (UNI EN 997). **MONTAGGIO:** evitare l'utilizzo di calce in quanto corrosiva. Utilizzare solo cemento puro.

OPTIONAL: staffe di rinforzo da utilizzare nei casi in cui il muro non garantisca sufficiente solidità [art. 234235002].

FINISHING: brackets pre-assembled, painted with thermosetting epoxy powder.

SIZE: suitable for spacing 180 and 230 mm, vertical structure thickness of 3 mm, center plate thickness 2,5 mm.




ACCESSORIES: complete with adjustable feet, kit for fixing and kit for bidet mounting.

MAXIMUM LOAD: 400 kg (UNI EN 997). **ASSEMBLY:** avoid the use of lime because it is corrosive. Use only pure cement.

OPTIONAL: reinforcing brackets to be used in cases where the wall does not ensure sufficient solidity [art. 234235002].

Y 30 31

Kit per art. 234 - Kit for art. 234

CODE	Description				€
120234235K	Kit fissaggio staffa / Kit fixing bracket	264	1	50	7,52
120234000K	Kit fissaggio bidet / Kit fixing bidet	186	1	100	5,64

CODICE / CODE 120234235K	KIT FISSAGGIO STAFFA KIT BRACKET INSTALLATION	N°	
	Tassello / Plug 10x60	4	264
	Dado / Back nut M8	8	
	Dado / Back nut M12	6	
	Rondella / Washer 36x3 Ø12	6	
	Tappo di copertura bianco White cover cap	2	
Dado bianco con rondella White back nut with washer	2		
CODICE / CODE 120234000K	KIT FISSAGGIO BIDET KIT BIDET INSTALLATION	N°	
	Dado / Back nut M6	2	186
	Semi collare / Half collar Ø 8 mm	1	
	Vite / Screw M6x20	2	
	Vite / Screw M8x10	2	
	Rondella / Washer Ø 17 mm - foro/hole Ø 8 mm	2	
	Collare Ø 1/2" con viti Collar Ø 1/2" with screw	2	

PRATI^{KO} TOP

Y 30 31

235

STAFFA DI FISSAGGIO PER VASO
SOSPESO

- BRACKET FOR HANGING WATER
- HALTERUNG FÜR HAENGENDE WC
- SUPORT DE FIXATION POUR WC SUSPENDU
- SOPORTE FIJADOR PARA WC SUSPENDIDO



CODE	Support wheelbase				€
23500000	180 - 230 mm	2800	1	100	94,43

FINITURA: staffe pre-montate, e verniciate con polvere termoidurente epossipoliestere.

DIMENSIONI: adatto per interasse 180 e 230 mm, spessore delle spalle 3 mm, spessore piastra centrale 2,5 mm.

ACCESSORI: completa di piedini regolabili, kit di fissaggio staffa e kit di fissaggio bidet.

CARICO MASSIMO: 400 kg (UNI EN 997).

MONTAGGIO: evitare l'utilizzo di calce in quanto corrosiva. Utilizzare solo cemento puro.

OPTIONAL: staffe di rinforzo da utilizzare nei casi in cui il muro non garantisca sufficiente solidità (art. 234235002).

FINISHING: brackets pre-assembled, painted with thermosetting epoxy powder.

SIZE: suitable for spacing 180 and 230 mm, vertical structure thickness of 3 mm, center plate thickness 2,5 mm.

ACCESSORIES: complete with adjustable feet, kit for fixing and kit for WC mounting.

MAXIMUM LOAD: 400 kg (UNI EN 997).

ASSEMBLY: avoid the use of lime because it is corrosive. Use only pure cement.

OPTIONAL: reinforcing brackets to be used in cases where the wall does not ensure sufficient solidity (art. 234235002).

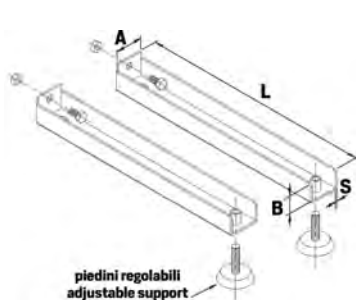
Kit per art. 235 - Kit for art. 235

Y 30 31

CODE	Description				€
120234235K	Kit fissaggio staffa / Kit fixing bracket	264	1	50	7,52
120235000K	Kit fissaggio vaso / Kit fixing WC	112	1	70	4,24

CODICE / CODE	KIT FISSAGGIO STAFFA KIT BRACKET INSTALLATION	N°	
	Tassello / Plug 10x60	4	264
	Dado / Back nut M8	8	
	Dado / Back nut M12	6	
	Rondella / Washer 36x3 Ø12	6	
	Tappo di copertura bianco White cover cap	2	
	Dado bianco con rondella White back nut with washer	2	
CODICE / CODE	KIT FISSAGGIO VASO KIT WC INSTALLATION	N°	
	Dado / Back nut M6	4	112
	Cavallotto / U-bolt M6	1	
	Semi collare / Half collar Ø 8 mm	1	
	Vite /Screw M6x20	2	

PRATIKO® TOP





235/R

Y 30 31

STAFFE DI RINFORZO PER ARTICOLI 234 / 235

- REINFORCEMENT PLATES FOR WATER AND BIDET SUPPORT
- VERSTÄRKUNG PLATTEN FÜR HALTERUNG WC UND BIDET
- PROFILES DE RENFORCE POUR SUPORT DE FIXATION WC ET BIDET SUSPENDU
- SOPORTES DE REFUERZO

CODE	L mm	A mm	B mm	S mm	Adjustable supports mm			€
234235002	350	48	30	3	M 10 x 120	1834	1 coppia	75,21

Coppia di staffe complete di piedini regolabili e bulloni M8x16.
Couple of brackets complete with adjustable feet and bolts M8x16.





239/R

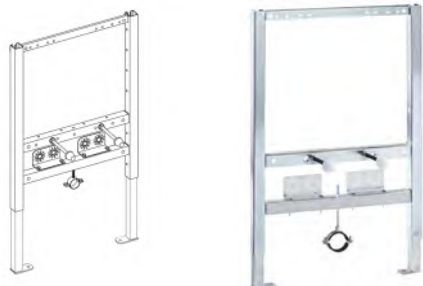
Y 30 31

RIDUZIONE 120-100 MM

- 120-100 MM REDUCTION
- REDUKTION 120-100 MM
- RÉDUCTION 120-100 MM
- REDUCCIÓN 120-100 MM

DIMENSION: 120 mm - 100 mm

CODE			€
239120100	42	20	7,00




PRATI[®]KART

234/05

Y 30 31

SUPPORTO AUTOPORTANTE BIDET SOSPESO PER PARETI IN CARTONGESSO

- BIDET SELF-SUPPORT FOR PLASTERBOARD WALLS
- MODUL WAND-WC FÜR TROCKENBAUWAND
- SUPPORT DE FIXATION POUR BIDET SUSPENDU SUR PAROI EN PLACOPLATRE
- SOPORTE EMPOTRADO AUTOPORTANTE PARA BIDET SUSPENDIDO

CODE	Support wheelbase				€
234000005	180 - 230 mm	8300	1	40	191,07

DIMENSIONE STRUTTURA: 580 mm base x 770 mm altezza. **FINITURA:** struttura in acciaio completamente zincata.

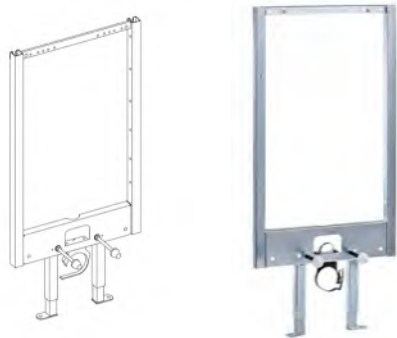
PIEDINI: altezza regolabile 430 mm ca. **CARICO MASSIMO:** 400 kg (UNI EN 997).

Curva di scarico esclusa dalla confezione

STRUCTURE SIZE: 580 mm width x 770 mm height. **FINISHING:** steel structure completely galvanized.

FOOTHOLD: adjustable height 430 mm ca. **MAXIMUM LOAD:** 400 kg (UNI EN 997).

Discharge curve excluded from the package






235/05

Y 30 31

SUPPORTO AUTOPORTANTE VASO SOSPESO PER PARETI IN CARTONGESSO

- WC SELF-SUPPORT FOR PLASTERBOARD WALLS
- MODUL FREIHÄNGENDES BIDET FÜR TROCKENBAUWAND
- SUPPORT DE FIXATION POUR WC SUSPENDU SUR PAROI EN PLACOPLATRE
- SOPORTE EMPOTRADO AUTOPORTANTE PARA WC

CODE	Support wheelbase				€
235000005	180 - 230 mm	9500	1	30	214,25

DIMENSIONE STRUTTURA: 580 mm base x 1180 mm altezza. **FINITURA:** struttura in acciaio completamente zincata. **PIEDINI:** altezza regolabile 430 mm ca. **INGOMBRO:** con scarico Ø 90 mm, spessore totale = 90 mm. **CARICO MASSIMO:** 400 kg (UNI EN 997).

COMPATIBILITÀ: cassette modello Geberit (Unica + / Sigma 8), ITS Todini (Evolution), Valsir (Tropea 3, Tropea S), Pucci (Sara), Fais Milani, Kariba (Futura, Monolith), Oliver (Diamante), ISAR, Bampi* (incasso), Nupi *

*utilizzare spezzoni distanziatori M6x100 per fissare cassetta a telaio (non forniti di serie).

Curve di cacciata e di scarico escluse dalla confezione. Usare solamente curva di scarico Ø 90 mm.

STRUCTURE SIZE: 580 mm width x 1180 mm height. **FINISHING:** steel structure completely galvanized. **FOOTHOLD:** adjustable height 430 mm ca.

DIMENSIONS: Ø 90 mm with discharge pipe, total thickness = 90 mm. **MAXIMUM LOAD:** 400 kg (UNI EN 997).

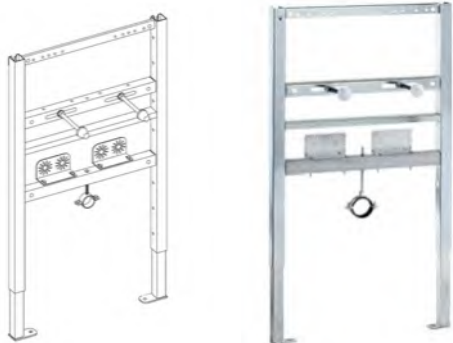
COMPATIBILITY: flushing cistern model: Geberit (Unica + / Sigma 8), ITS Todini (Evolution), Valsir (Tropea 3, Tropea S), Pucci (Sara), Fais Milani, Kariba (Futura, Monolith), Oliver (Diamante), ISAR, Bampi* (incasso), Nupi *

*Use threaded rod M6x100 to connect cassette to structure (not supplied as standard).

Curves of expulsion and discharge are excluded from the package. Use only discharge curve Ø 90 mm.

PRATI[®]KART




Y 30 31



239/05

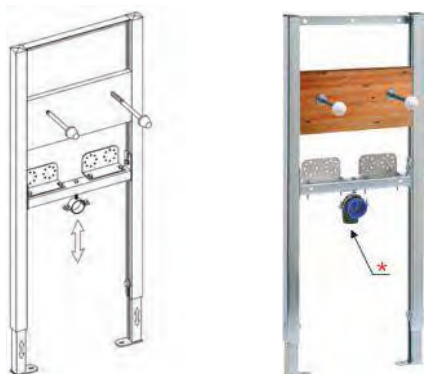
SUPPORTO AUTOPORTANTE LAVABO SOSPESO PER PARETI IN CARTONGESSO

- WASHBASIN SELF-SUPPORT FOR PLASTERBOARD WALLS
- WASCHTISCHMODUL FÜR TROCKENBAUWAND
- SUPPORT DE FIXATION POUR LAVE-MAINS SUSPENDU SUR PAROI EN PLACOPLATRE
- SOPORTE EMPOTRADO AUTOPORTANTE PARA LAVABO

CODE	Support wheelbase	 g			€
239000005	120 - 330 mm	8900	1	30	202,65

DIMENSIONE STRUTTURA: 580 mm base x 980 mm altezza. **FINITURA:** struttura in acciaio completamente zincata. **PIEDINI:** altezza regolabile 430 mm ca. **CARICO MASSIMO:** 150 kg.
Curva di scarico esclusa dalla confezione

STRUCTURE SIZE: 580 mm width x 980 mm height. **FINISHING:** steel structure completely galvanized. **FOOTHOLD:** adjustable height 430 mm ca. **MAXIMUM LOAD:** 150 kg.
Outlet elbow is excluded from the package





Y 30 31

235/001 - 235/002

SUPPORTO AUTOPORTANTE ORINATOIO / VUOTATOIO PER PARETI IN CARTONGESSO

- URINAL/SINK SELF-SUPPORT FOR PLASTERBOARD WALLS
- FLEXIBLES MODUL WASCHTISCH ODER URINAL FÜR TROCKENBAUWAND
- SUPPORT DE FIXATION POUR URINOIR/LAVABO SUSPENDU SUR PAROI EN PLACOPLATRE
- SOPORTE EMPOTRADO AUTOPORTANTE PARA URINARIO/ VERTEDERO

CODE	Description	Support wheelbase	 g		€
235001005	orinatoio sospeso / urinal	variabile / variable	9800	1	277,94
235002005	vuotatoio sospeso / sink	235 mm	8900	1	214,25

Cod. 235001005

DIMENSIONE STRUTTURA: 450 base x 1000 mm altezza + 430 mm ca. piedi regolabili. **FINITURA:** struttura in acciaio completamente zincata, fissaggio orinatoio su tavoletta in legno multistrato marino.

Cod. 235002005

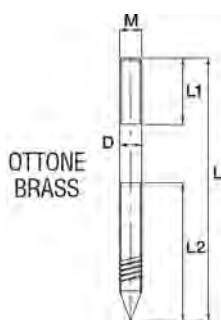
DIMENSIONE STRUTTURA: 580 base x 1185 mm altezza + 430 mm ca. piedi regolabili. **FINITURA:** struttura in acciaio completamente zincata. **COMPATIBILITÀ:** vuotatoio modello Brenta (ceramica Dolomite)
[*] Curva di scarico esclusa dalla confezione

Cod. 235001005

STRUCTURE SIZE: 450 width x 1000 mm, height 430 mm ca. adjustable foothold. **FINISHING:** galvanized steel structure, fastening urinal tablet of wood plywood.

Cod. 235002005

STRUCTURE SIZE: 580 width x 1185 mm, height 430 mm ca. adjustable foothold. **FINISHING:** steel structure completely galvanized. **COMPATIBILITY:** slop sink model Brenta (ceramics Dolomite)
[*] Outlet elbow excluded from the package

**253/O****Y 30 33****VITE DI FISSAGGIO IN OTTONE PER VASI + BIDET**

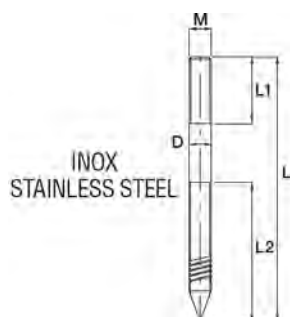
- FIXING BRASS SCREWS FOR WC AND BIDET
- WC - U. BIDET BEFESTIGUNGSMESSINGSCHRAUBE
- VIS DE FIXATION EN LAITON POUR CUVETTE WC BIDET
- TORNILLOS DE FIJACIÓN EN LATON PARA WC Y BIDET

CODE	M	L mm	L1 mm	L2 mm	D mm	Plug				€
253600800	M 6	80	18	40	5	ø 10 x 50 (**)	75	1 kit	50 kit*	7,83

[*] unità minima di vendita / minimum selling quantity

Kit: 4 viti ottone M 6 x 80, 4 dadi ciechi M 6, 4 tasselli 10 x 50, 4 bussole in plastica; (**) tassello codice 252100500

Kit: 4 brass screws M6 x 80, 4 nuts M6, 4 plugs 10 x 50, 4 plastic bushes; (**) plug code 252100500

**253/I****Y 30 33****VITE DI FISSAGGIO INOX PER VASI + BIDET**

- FIXING INOX SCREWS FOR WC AND BIDETS
- WC - U. BIDET BEFESTIGUNGS INOX SCHRAUBEN
- VIS DE FIXATION EN INOX POUR CUVETTE WC BIDET
- TORNILLOS DE FIJACIÓN INOX PARA WC Y BIDET

CODE	M	L mm	L1 mm	L2 mm	D mm	Plug				€
253600801	M 6	80	18	40	5	ø 10 x 50 (**)	106	1 kit	50 kit*	6,13

[*] unità minima di vendita / minimum selling quantity

Kit: 4 viti inox M 6 x 80, 4 dadi ciechi M 6, 4 tasselli 10 x 50, 4 bussole in plastica; (**) tassello codice 252100500

Kit: 4 stainless steel screws M6 x 80, 4 nuts M6, 4 plugs 10 x 50, 4 plastic bushes; (**) plug code 252100500

**253/T****Y 30 33****VITE DI FISSAGGIO TROPICALIZZATA PER VASI + BIDET**

- FIXING TROPICALIZED SCREWS FOR WC AND BIDET
- WC - U. BIDET BEFESTIGUNGS SCHRAUBEN
- VIS DE FIXATION POUR CUVETTE WC BIDET
- TORNILLOS DE FIJACIÓN ACERO PARA WC Y BIDET

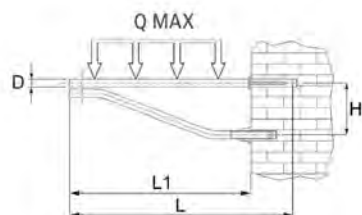
CODE	M	L mm	L1 mm	L2 mm	D mm	Plug				€
253600802	6	80	18	40	5	ø 10 x 50 (**)	75	1 kit	50 kit*	5,37

[*] unità minima di vendita / minimum selling quantity

Kit: 4 viti acciaio al carbonio tropicalizzato M 6 x 80, 4 dadi ciechi M 6, 4 tasselli 10 x 50, 4 bussole in plastica; (**) tassello codice 252100500

Kit: 4 screws carbon steel tropicalized M6 x 80, 4 nuts M6, 4 plugs 10 x 50, 4 plastic bushes; (**) Plug code 252100500

Y 30 33



254

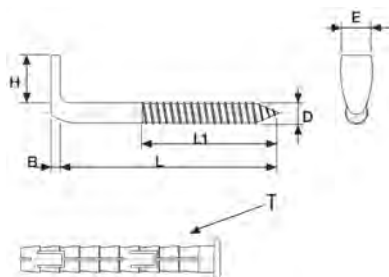
COPPIA DI MENSOLE PLASTIFICATE BIANCHE PER LAVABO

- WHITE PLASTIC-COATED BRACKETS FOR WASH BASIN
- WEISSE KUNSTSTOFFBESCHICHTETE KONSOLEN FÜR WASHBECKEN
- CONSOLES PLASTIFIÉES BLANCHES POUR LAVABO
- MENSULAS PLASTIFICADAS BIANCAS PARA LAVAMANO

NOTE: Mensole regolabili zincate e verniciate
Adjustable bracket galvanized and painted

CODE	L mm	L1 mm	D mm	H mm	Plug	Q MAX (capacity) kg	g	Box	€
254340000	345	250	12	100	ø 15 x 90	90	1233	15	40,60
254460000	465	370	12	160	ø 15 x 90	80	1690	15	42,54

Y 30 33



265

CODETTE FISSAGGIO SCALDABAGNO

- BOILER CLAMPING ELEMENTS
- BOILER-BEFESTIGUNGSELEMENT
- VIS DE FIXATION DE CHAUFFE EAU
- ALCAYATA FIJACIÓN CALENTADOR

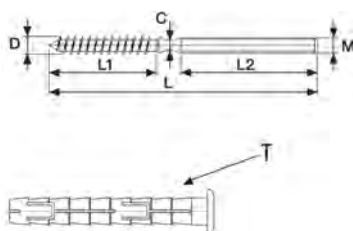
CODE	L mm	L1 mm	B mm	D mm	E mm	H mm	T mm	g	Kit	Box	€
265800700	64	40	3	8	11	18	ø 10 x 70 art.252100700	60	1 kit	100 kit*	1,72
265100800	74	58	4	10	14	22	ø 14 x 70 art.252140700	92	1 kit	50 kit*	2,01
265100100	94	58	4	10	14	22	ø 14 x 70 art.252140700	112	1 kit	50 kit*	2,27

(*) unità minima di vendita / minimum selling quantity

Kit: 2 codette, 2 tasselli.

Kit: 2 boiler clampings, 2 plugs.

Y 30 33



266

FISSALAVABO

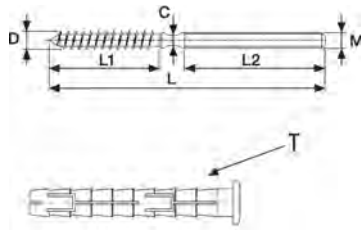
- WASH-BASIN CLAMP
- WASCHTISCHBEFESTIGUNG
- VIS DE FIXATION DE LAVABO
- FIJACIÓN PARA LAVABO

CODE	M	L mm	L1 mm	L2 mm	C mm	D mm	T mm	White plastic ring mm	g	Kit	Box	€
266800900	M 8	100	65	23	5	8	ø 10 x 60 art. 252100600	øe=39 mm L= 17 mm	79	1 kit	50 kit*	1,94
266100120	M 10	120	60	45	7	10	ø 14 x 75 art. 252140750	øe=39 mm L= 17 mm	152	1 kit	40 kit*	2,45
266100140	M 10	140	60	45	7	10	ø 14 x 75 art. 252140750	øe=39 mm L= 17 mm	16	1 kit	40 kit*	4,17
266100180	M 10	180	60	75	7	10	ø 14 x 75 art. 252140750	øe=39 mm L= 17 mm	208	1 kit	20 kit*	5,72
266100250	M 10	220	60	45	7	10	ø 14 x 75 art. 252140750	øe=39 mm L= 17 mm	245	1 kit	20 kit*	8,20

(*) unità minima di vendita / minimum selling quantity

Kit: 2 viti, 2 dadi, 2 tasselli, 2 ghiera bianche in plastica sagomate.

Kit: 2 screws, 2 nuts, 2 plugs, 2 white rings in shaped plastic.

**267****Y 30 33****FISSA SANITARIO A PARETE**

- WALL SANITARY CLAMP
- WAND-SANITARBESTIGUNG
- VIS DE FIXATION DE LAVABO ET DE CHAUFFE EAU AVEC ECROU NYLON
- FIJACIÓN PARA SANITARIO DE MURO

CODE	M	L mm	L1 mm	L2 mm	C mm	D mm	T mm	White plastic ring mm				€
267100120	M 10	120	45	60	7	10	∅ 14 x 70 art. 252140700	∅e=39 mm L= 33 mm Ex=17 mm	131	1 kit	40 kit*	3,57
267100140	M 10	140	70	60	8,5	10	∅ 14 x 70 art. 252140700	∅e=39 mm L= 33 mm Ex=17 mm	15	1 kit	40 kit*	4,53

(*) unità minima di vendita / minimum selling quantity

Kit: 2 viti, 2 tasselli, 2 ghiera filettate bianche in plastica, sagomate con l'impronta della chiave di serraggio.

Kit: 2 screws, 2 plugs, 2 threaded rings in white plastic, shaped with the imprint of the torque wrench.

**269/N****Y 30 33****ELEMENTO DI FISSAGGIO ORIZZONTALE WC/BIDET IN NYLON**

- NYLON WC/BIDET HORIZONTAL CLAMPING ELEMENT
- WC/BIDET BEFESTIGUNGSELEMENT AUS NYLON, HORIZONTAL
- ÉLÉMENT DE FIXATION HORIZONTAL POUR WC/BIDET EN NYLON
- ELEMENTO DE FIJACIÓN HORIZONTAL WC/BIDET EN NYLON

CODE	Plug	Screw				€
269500500	∅ 10 x 50	∅ 7 x 60	90	1	25	8,14



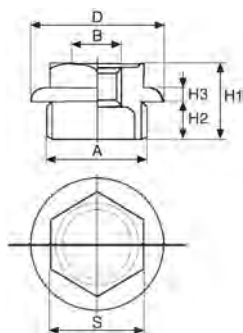
Tappi e accessori per radiatori

PLUGS AND ACCESSORIES FOR RADIATORS

STOPFEN UND HEIZKÖRPERZUBEHÖRE

BOUCHONS ET RÉDUCTIONS EN ACIER AU CARBONE
POUR RADIATEURS

TAPONES Y ACCESORIOS PARA RADIADORES



211/42

TAPPO ZINCATO SERIE 1" CON FLANGIA Ø 42

- GALVANIZED PLUG RANGE 1" WITH Ø 42 FLANGE
- VERZINKT STAHLSTOPFEN 1" MIT FLANSCH Ø 42
- BOUCHON RADIATEURS GALVANISÉ, SERIE 1" BRIDE Ø 42
- TAPÓN GALVANIZADO SERIE 1" CON BRIDA Ø 42

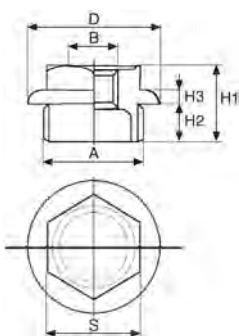
THREAD: ISO 228/1 (ex DIN 259)

USE: radiatori alluminio
aluminum radiators

RECOMMENDED SEAL: senza amianto
asbestos free
art. 950/A sp. 2 mm

CODE	A inch	B inch	Version	D mm	H1 mm	H2 mm	H3 mm	S mm	g	Box	Stack	€
211100001	1"	-	dx	42	22,6	12,6	4	28	93	100	9600	1,79
211100002	1"	-	sx	42	22,6	12,6	4	28	93	100	9600	1,79
211100181	1"	1/8"	dx	42	22,6	12,6	4	28	100	100	9600	2,10
211100182	1"	1/8"	sx	42	22,6	12,6	4	28	100	100	9600	2,10
211100381	1"	3/8"	dx	42	22,6	12,6	4	28	88	100	9600	2,10
211100382	1"	3/8"	sx	42	22,6	12,6	4	28	88	100	9600	2,10
211100121	1"	1/2"	dx	42	22,6	12,6	4	28	76	100	9600	2,39
211100122	1"	1/2"	sx	42	22,6	12,6	4	28	76	100	9600	2,39
211100341	1"	3/4"	dx	42	22,6	12,6	4	32	67	100	9600	3,48
211100342	1"	3/4"	sx	42	22,6	12,6	4	32	67	100	9600	3,48

La garanzia della tenuta dei tappi vale soltanto con le guarnizioni consigliate da RM.
The guarantee of plugs seal is valid only with the recommended gasket by RM.



401/56

TAPPO ZINCATO SERIE 1" 1/4 CON FLANGIA Ø 56

- GALVANIZED PLUG RANGE 1" 1/4 WITH Ø 56 FLANGE
- VERZINKT STAHLSTOPFEN 1" 1/4 MIT FLANSCH Ø 56
- BOUCHON RADIATEURS GALVANISÉ, SERIE 1" 1/4 BRIDE Ø 56
- TAPÓN GALVANIZADO SERIE 1" 1/4 CON BRIDA Ø 56

THREAD: ISO 228/1 (ex DIN 259)

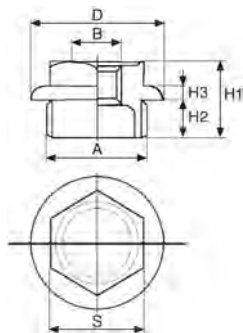
USE: radiatori ghisa / tubolari
cast iron / tubular radiators

RECOMMENDED SEAL: senza amianto
asbestos free
art. 950/A sp. 2 mm

CODE	A inch	B inch	Version	D mm	H1 mm	H2 mm	H3 mm	S mm	g	Box	Stack	€
401114001	1" 1/4	-	dx	56	25,5	13,6	4	40	158	50	4800	4,17
401114002	1" 1/4	-	sx	56	25,5	13,6	4	40	158	50	4800	4,17
401114141	1" 1/4	1/4"	dx	56	25,5	13,6	4	40	156	50	4800	4,60
401114142	1" 1/4	1/4"	sx	56	25,5	13,6	4	40	156	50	4800	4,60
401114381	1" 1/4	3/8"	dx	56	25,5	13,6	4	40	154	50	4800	4,60
401114382	1" 1/4	3/8"	sx	56	25,5	13,6	4	40	154	50	4800	4,60
401114121	1" 1/4	1/2"	dx	56	25,5	13,6	4	40	148	50	4800	4,73
401114122	1" 1/4	1/2"	sx	56	25,5	13,6	4	40	148	50	4800	4,73
401114341	1" 1/4	3/4"	dx	56	25,5	13,6	4	40	146	50	4800	5,30
401114342	1" 1/4	3/4"	sx	56	25,5	13,6	4	40	146	50	4800	5,30
401114101	1" 1/4	1"	dx	56	25,5	13,6	4	40	130	50	4800	10,85
401114102	1" 1/4	1"	sx	56	25,5	13,6	4	40	130	50	4800	10,85

La garanzia della tenuta dei tappi vale soltanto con le guarnizioni consigliate da RM.
The guarantee of plugs seal is valid only with the recommended gasket by RM.

G1011



103

TAPPO VERNICIATO SU BASE ZINCATA SERIE 1" CON FLANGIA PIANA Ø 42




- GALVANIZED AND PAINTED PLUG RANGE 1" WITH PLANE FLANGE Ø 42
- VERZINKT UND LACKIERTE STAHLSTOPFEN 1" MIT GLATTFLANSCH Ø 42
- BOUCHON RADIATEURS GALVANISÉ ET VERNIS, SERIE 1" BRIDE PLATE Ø 42
- TAPÓN GALVANIZADO/PINTADO SERIE 1" CON BRIDA Ø 42 PLANA

THREAD: ISO 228/1 (ex DIN 259)

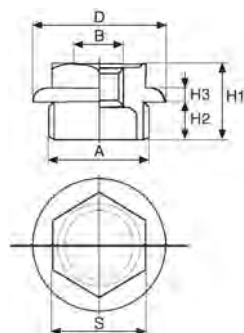
USE: radiatori alluminio / aluminum radiators

RECOMMENDED SEAL: senza amianto/asbestos free art. 950/A sp. 2 mm

COLOUR: RAL 9010

CODE	A inch	B inch	Version	D mm	H1 mm	H2 mm	H3 mm	S mm				€
103100001	1"	-	dx	42	22,6	12,6	4	28	103	40	7280	2,17
103100002	1"	-	sx	42	22,6	12,6	4	28	103	40	7280	2,17
103100181	1"	1/8"	dx	42	22,6	12,6	4	28	100	40	7280	2,58
103100182	1"	1/8"	sx	42	22,6	12,6	4	28	100	40	7280	2,58
103100141	1"	1/4"	dx	42	22,6	12,6	4	28	96	40	7280	2,58
103100142	1"	1/4"	sx	42	22,6	12,6	4	28	96	40	7280	2,58
103100381	1"	3/8"	dx	42	22,6	12,6	4	28	92	40	7280	2,58
103100382	1"	3/8"	sx	42	22,6	12,6	4	28	92	40	7280	2,58
103100121	1"	1/2"	dx	42	22,6	12,6	4	28	89	40	7280	2,99
103100122	1"	1/2"	sx	42	22,6	12,6	4	28	89	40	7280	2,99
103100341	1"	3/4"	dx	42	22,6	12,6	4	32	72	40	7280	4,55
103100342	1"	3/4"	sx	42	22,6	12,6	4	32	72	40	7280	4,55

La garanzia della tenuta dei tappi vale soltanto con le guarnizioni consigliate da RM.
The guarantee of plugs seal is valid only with the recommended gasket by RM.



109/42

TAPPO VERNICIATO SU BASE ZINCATA SERIE 1" CON FLANGIA Ø 42




- GALVANIZED AND PAINTED PLUG RANGE 1" WITH FLANGE Ø 42
- VERZINKT UND LACKIERTE STAHLSTOPFEN 1" MIT FLANSCH Ø 42 UND DICHTUNG
- BOUCHON RADIATEURS GALVANISÉ ET VERNIS, SERIE 1" BRIDE Ø 42
- TAPÓN GALVANIZADO/PINTADO SERIE 1" CON BRIDA Ø 42

THREAD: ISO 228/1 (ex DIN 259)

USE: radiatori alluminio / aluminum radiators

GASKET: montata sotto la flangia, resistente a +120° C mounted under the flange, resistant till +120° C

COLOUR: RAL 9010

CODE	A inch	B inch	Version	D mm	H1 mm	H2 mm	H3 mm	S mm				€
109100001	1"	-	dx	42	22,6	12,6	4	28	112	40	7280	2,74
109100002	1"	-	sx	42	22,6	12,6	4	28	112	40	7280	2,74
109100141	1"	1/4"	dx	42	22,6	12,6	4	28	108	40	7280	3,02
109100142	1"	1/4"	sx	42	22,6	12,6	4	28	108	40	7280	3,02
109100381	1"	3/8"	dx	42	22,6	12,6	4	28	103	40	7280	3,02
109100382	1"	3/8"	sx	42	22,6	12,6	4	28	103	40	7280	3,02
109100121	1"	1/2"	dx	42	22,6	12,6	4	28	96	40	7280	3,65
109100122	1"	1/2"	sx	42	22,6	12,6	4	28	96	40	7280	3,65
109100341	1"	3/4"	dx	42	22,6	12,6	4	32	97	40	7280	5,04
109100342	1"	3/4"	sx	42	22,6	12,6	4	32	97	40	7280	5,04

ATTENZIONE! / ATTENTION!

OK



NO

G 10 12

**105/42-975****KIT UNIVERSALE PER RADIATORI ALLUMINIO 1" FLANGIA Ø 42 (CON VALVOLA DI SCARICO ART. 975/G)**

- UNIVERSAL KIT FOR ALUMINUM RADIATORS 1" SERIES, Ø 42 FLANGE
- UNIVERSAL-KIT FÜR RADIATOREN AUS ALUMINUM 1" MIT FLANSCH Ø 42
- KIT UNIVERSEL RADIATEURS ALUMINUM, SERIE 1" BRIDE Ø 42
- KIT UNIVERSAL PARA RADIADORES ALUMINIO 1" CON BRIDA Ø 42

THREAD: ISO 228/1 (ex DIN 259)
USE: radiatori alluminio / aluminum radiators
COLOUR: RAL 9010

CODE	Measure	Description				€
105100308	1" x 3/8"	n° 2 rid. DX + n° 2 rid. SX con guarnizione montata n° 1 valvola art. 975/G + n° 1 tappo ottone capp. bianco da 3/8"	369	30	2100	16,93
		n° 2 red. DX + n° 2 red. SX with mounted gasket n° 1 air vent art. 975/G + n° 1 plug with white cap 3/8"				
105100102V	1" x 1/2"	n° 2 rid. DX + n° 2 rid. SX con guarnizione montata n° 1 valvola art. 975/G + n° 1 tappo ottone capp. bianco da 1/2"	360	30	2100	17,20
		n° 2 red. DX + n° 2 red. SX with mounted gasket n° 1 air vent art. 975/G + n° 1 plug with white cap 1/2"				

G 10 12

**105/42-979****KIT UNIVERSALE PER RADIATORI ALLUMINIO 1" FLANGIA Ø 42 (CON VALVOLA DI SCARICO ART. 979)**

- UNIVERSAL KIT FOR ALUMINUM RADIATORS 1" SERIES, Ø 42 FLANGE
- UNIVERSAL-KIT FÜR RADIATOREN AUS ALUMINUM 1" MIT FLANSCH Ø 42
- KIT UNIVERSEL RADIATEURS ALUMINUM, SERIE 1" BRIDE Ø 42
- KIT UNIVERSAL PARA RADIADORES ALUMINIO 1" CON BRIDA Ø 42

THREAD: ISO 228/1 (ex DIN 259)
USE: radiatori alluminio / aluminum radiators
COLOUR: RAL 9010

CODE	Measure	Description				€
105100308T*	1" x 3/8"	n° 2 rid. DX + n° 2 rid. SX con guarnizione montata n° 1 valvola art. 979 con chiave in nylon n° 1 tappo ottone cappuccio bianco da 3/8"	422	30	1080	17,29
		n° 2 red. DX + n° 2 red. SX with mounted gasket n° 1 air vent art. 979 with nylon key n° 1 plug with white cap 3/8"				
105100102	1" x 1/2"	n° 2 rid. DX + n° 2 rid. SX con guarnizione montata n° 1 valvola art. 979 con chiave in nylon n° 1 tappo ottone cappuccio bianco da 1/2"	341	30	2100	17,60
		n° 2 red. DX + n° 2 red. SX with mounted gasket n° 1 air vent art. 979 with nylon key n° 1 plug with white cap 1/2"				

(*) disponibile fino ad esaurimento scorte / available while supplies last / Lieferbar solange der Vorrat zu Verfügung steht – die Fertigung wurde eingestellt / disponible jusqu'à épuisement des stocks / disponible hasta finalizar existencias.

G 10 12






NEW

105/42-979 Z**KIT UNIVERSALE PER RADIATORI ALLUMINIO 1" FLANGIA Ø 42 ZINCATO (CON VALVOLA DI SCARICO ART. 979)**

- UNIVERSAL KIT FOR ALUMINUM RADIATORS 1" SERIES - GALVANIZED, Ø 42 FLANGE
- UNIVERSAL-KIT FÜR RADIATOREN AUS ALUMINUM 1" MIT FLANSCH Ø 42 - VERZINKT
- KIT UNIVERSEL RADIATEURS ALUMINUM - GALVANISÉ, SERIE 1" BRIDE Ø 42
- KIT UNIVERSAL PARA RADIADORES ALUMINIO 1" CON BRIDA Ø 42 - GALVANIZADO

THREAD: ISO 228/1 (ex DIN 259)**USE:** radiatori alluminio / aluminum radiators




CODE	Measure	Description				€
105100102Z	1" x 1/2"	n° 2 rid. DX + n° 2 rid. SX con guarnizione montata n° 1 valvola art. 979 con chiave in nylon n° 1 tappo ottone cappuccio bianco da 1/2"	344	30	1080	17,45
		n° 2 red. DX + n° 2 red. SX with mounted gasket n° 1 air vent art. 979 with nylon key n° 1 plug with white cap 1/2"				

G 10 12

**105/56****KIT UNIVERSALE RADIATORI TUBOLARI ACCIAIO 1"1/4 FLANGIA Ø 56**

- UNIVERSAL KIT FOR TUBULAR RADIATORS 1"1/4 SERIES, Ø 56 FLANGE
- UNIVERSAL-KIT FÜR RADIATOREN RÖHRENFÖRMIGE AUS STAHL 1"1/4 MIT FLANSCH Ø 56
- KIT UNIVERSEL RADIATEURS TUBULAIRE DE ACIER, SERIE 1"1/4 BRIDE Ø 56
- KIT UNIVERSAL PARA RADIADORES TUBULARES ACERO 1"1/4 BRIDA Ø 56 PINTADO

THREAD: ISO 228/1 (ex DIN 259)**USE:** radiatori ghisa / tubolari - cast iron / tubular radiators**COLOUR:** RAL 9010




CODE	Measure	Description				€
105114308	1" 1/4 x 3/8"	n° 2 rid. DX + n° 2 rid. SX con guarnizione montata n° 1 valvola art. 975/G + n° 1 tappo ottone capp. bianco da 3/8"	700	20	720	37,73
		n° 2 red. DX + n° 2 red. SX with mounted gasket n° 1 air vent art. 975/G + n° 1 plug with white cap 3/8"				
105114102	1" 1/4 x 1/2"	n° 2 rid. DX + n° 2 rid. SX con guarnizione montata n° 1 valvola art. 979 con chiave in nylon n° 1 tappo ottone cappuccio bianco da 1/2"	660	20	720	38,63
		n° 2 red. DX + n° 2 red. SX with mounted gasket n° 1 air vent art. 979 with nylon key n° 1 plug with white cap 1/2"				

G 10 12

**106/42****KIT UNIVERSALE PER RADIATORI ALLUMINIO 1" FLANGIA Ø 42 + MENSOLE**

- UNIVERSAL KIT FOR ALUMINUM RADIATORS 1" SERIES, Ø 42 FLANGE + BRACKETS
- UNIVERSAL-KIT FÜR RADIATOREN AUS ALUMINIUM 1" MIT FLANSCH Ø 42 + KONSOLEN
- KIT UNIVERSEL RADIATEURS ALUMINIUM, SERIE 1" BRIDE Ø 42 + SUPPORTS
- KIT UNIVERSAL DE ALUMINIO RADIADOR 1 "BRIDA DE Ø 42 + ESTANTES

THREAD: ISO 228/1 (ex DIN 259)
USE: radiatori alluminio / aluminum radiators
COLOUR: RAL 9010



CODE	Measure	Description				€
10610038MS	1" x 3/8"	n° 2 rid. DX + n° 2 rid. SX con guarnizione montata n° 1 valvola art. 975/G + n° 1 tappo ottone capp. bianco da 3/8" n° 2 mensole MA schiacciate 7x170	471	20	960	25,29
		n° 2 red. DX + n° 2 red. SX with mounted gasket n° 1 air vent art. 975/G + n° 1 plug with white cap 3/8" n° 2 pressed brackets MA 7x170				
10610012MS	1" x 1/2"	n° 2 rid. DX + n° 2 rid. SX con guarnizione montata n° 1 valvola art. 979 con chiave in nylon n° 1 tappo ottone capp. bianco da 1/2" n° 2 mensole MA schiacciate 7x170	451	20	960	25,69
		n° 2 red. DX + n° 2 red. SX with mounted gasket n° 1 air vent art. 979 with nylon key n° 1 plug with white cap 1/2" n° 2 pressed brackets MA 7x170				

G 10 12

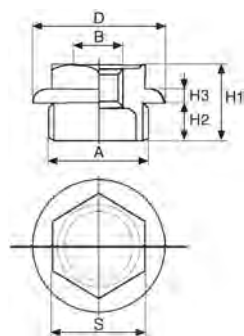
**105/28****KIT UNIVERSALE ATT. 1/2"**

- 1/2" UNIVERSAL KIT
- UNIVERSAL-KIT 1/2"
- KIT UNIVERSEL ATTAQUE 1/2"
- KIT UNIVERSAL 1/2"

THREAD: ISO 228/1 (ex DIN 259)

CODE	Measure	Description			€
105102000	1/2"	n° 1 valvola scarico 979 1/2" cod. 979102002 n° 1 tappo ottone con cappuccio bianco 1/2" cod. 104102000	42	50	6,48
		n° 1 airvent plug 979 1/2" code 979102002 n° 1 cap with white cape 1/2 "code 104102000			

G 10 11



104/28

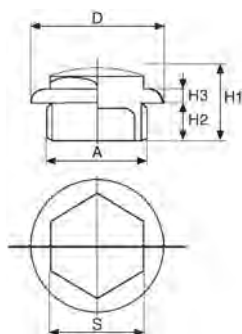
TAPPO IN OTTONE CROMATO SERIE 1/2" CON FLANGIA Ø 28 FILETTO CON TENUTA O-RING

- PLUG CHROM PLATED BRASS RANGE 1/2" WITH FLANGE Ø 28
- MESSINGSTOPFEN 1/2" MIT FLANSCH Ø 28 UND O-RING
- BOUCHON EN LAITON CHROMÉ, SERIE 1/2" AVEC BRIDE Ø 28 ET FILETAGE À ÉTANCHÉITÉ PAR JOINT OR
- TAPÓN EN LATÓN CROMADO SERIE 1/2" CON BRIDA Ø 28 ROSCADA Y JUNTA

THREAD: ISO 228/1 (ex DIN 259)

CODE	A inch	B inch	Version	D mm	H1 mm	H2 mm	H3 mm	S mm	g	Box	€
104102001	1/2"	-	dx	24	13	7	2	22	22	200	2,89
104102181	1/2"	1/8"	dx	24	13	7	2	22	24	200	2,89
104102141	1/2"	1/4"	dx	24	13	7	2	22	22	200	2,89
104102381	1/2"	3/8"	dx	24	13	7	2	22	16	200	2,89

G 10 11



104/B

TAPPO IN OTTONE CROMATO CAPPUCCIO BIANCO CON TENUTA O-RING

- CHROMIUM-PLATE BRASS PLUG WITH WHITE CAP
- VERCHROMTE MESSINGSTOPFEN MIT WEISSE DECKEL
- BOUCHON EN LAITON CHROMÉ AVEC CAPUCHON BLANC
- TAPÓN EN LATÓN CROMADO CON CAPUCHA BLANCA

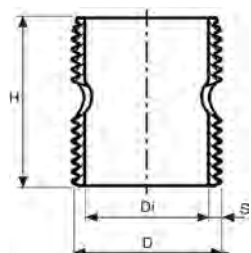
THREAD: ISO 228/1 (ex DIN 259)

O-RING: NBR nero - black - Schwarz - noir - negro

CODE	A inch	Version	D mm	H1 mm	H2 mm	H3 mm	S mm	g	Box	€
104308000*	3/8"	dx	24	16,5	7	2	22	15	100	1,95
104102000	1/2"	dx	24	16,5	7	2	22	15	100	1,96
104304000*	3/4"	dx	30	18,5	8	2	25	22	100	3,42

[*] disponibile fino ad esaurimento scorte / available while supplies last / Lieferbar solange der Vorrat zu Verfügung steht – die Fertigung wurde eingestellt / disponible jusqu'à épuisement des stocks / disponible hasta finalizar existencias.

G 10 11



958

NIPPLO IN ACCIAIO PER RADIATORI

- CARBON STEEL NIPPLE FOR RADIATORS
- GEWINDENIPPELN FÜR RADIATOREN
- MAMELON POUR RADIATORS
- CASQUILLO EN ACERO PARA RADIADORES

THREAD: ISO 228/1 (ex DIN 259)

CODE	D inch	Di mm	S mm	H mm	g	Box	€
958100000	1"	25	4	25	52	250	1,58
958114000	1 1/4"	33	4	27	80	150	1,80



G 10 15

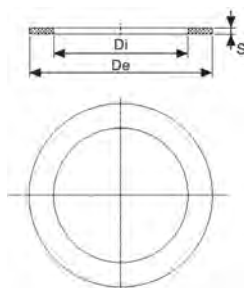


100

CHIAVE IN NYLON PER TAPPI E RIDUZIONI VERNICIATE

- NYLON KEY FOR PLUGS AND REDUCTIONS
- SCHLÜSSEL AUS NYLON FÜR LACKIERTE STAHLSTOPFEN UND REDUZIERTSTUECKE
- CLÉ À BOUCHONS ET RÉDUCTIONS VERNIS EN NYLON
- LLAVE EN NYLON PARA TAPONES Y REDUCCIONES PINTADAS

CODE	Description			€
10100001	impronte esagonali / hexagonal imprints ø 1/2" - 1" - 1" 1/4	134	50	20,28





950/A

G 10 14

GUARNIZIONE SENZA AMIANTO

- ASBESTOS FREE GASKET
- DICHTUNG OHNE ASBEST
- JOINT SANS AMIANTE
- JUNTA SIN AMIANTO

MATERIAL: Fasit® 202 - Doniflex® G-MD

CODE	D inch/mm	De mm	Di mm	S mm	Version			€
950102001	1/2" - 28	28	20	2	Fasit® 202	1	100	0,48
950304001	3/4" - 34	34	27	2	Fasit® 202	1	100	0,58
950111003	1" - 42	42	33	1	Doniflex® G-MD	2	100	0,55
950111001	1" - 42	42	33	2	Fasit® 202	2	100	0,58
950100001*	1" - 48	48	33	2	Fasit® 202	2	100	0,66
950114003	1" 1/4 - 56	56	42	1	Doniflex® G-MD	2	100	0,85
950114001	1" 1/4 - 56	56	42	2	Fasit® 202	2	100	1,04

[*] disponibile fino ad esaurimento scorte / available while supplies last / Lieferbar solange der Vorrat zu Verfügung steht – die Fertigung wurde eingestellt / disponible jusqu'à épuisement des stocks / disponible hasta finalizar existencias.

Fasit® 202: Fibre di cellulosa, NBR

IMPIEGHI: Acqua calda e fredda, olii vegetali ed animali, carburanti (no gas)

LIMITI DI TEMPERATURA ORIENTATIVI: Temperatura massima per brevi esposizioni 180° C - Temperatura massima di esercizio continuo per fluidi non aggressivi 150° C - Temperatura massima di esercizio continuo con vapore 120° C

Doniflex® G-MD: fibre aramidiche, grafite naturale, riempitivo inorganico, legante NBR.

IMPIEGHI: è particolarmente adatto per vapore ed acqua calda nonché per caldaie e radiatori.

LIMITI DI TEMPERATURA ORIENTATIVI: Temperatura di esercizio MAX 250° C

Fasit® 202: cellulose fibers, NBR

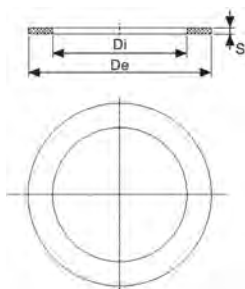
USES: Hot and cold water, vegetable and animal oils, fuels (no gas)

GUIDELINE TEMPERATURE LIMITS: Maximum temperature for short exposure 180° C - Maximum operating temperature for continuous non-aggressive fluids 150° C - Maximum temperature for continuous operation with steam 120° C

Doniflex® G-MD: aramid fibres, natural graphite, inorganic fillers, NBR binder.



USES: It is particularly suitable for steam and hotwater supplies as well as for boilers or radiators.

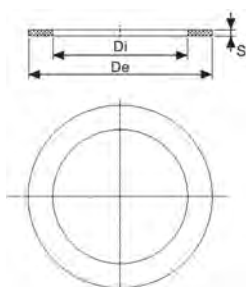
GUIDELINE TEMPERATURE LIMITS: Operating temperature 250° C MAX

**950/C****G1014****GUARNIZIONE IN CARTONCINO**

- THIN CARD
- STEIFPAPIER
- CARTON
- CARTULINA



MATERIAL: lastra di cartoncino / cardboard sheet

CODE	D inch/mm	De mm	Di mm	S mm	 g		€
950111002	1" - 42	42	33	0,5	4	200	0,22
950114002	1"1/4 - 56	56	42	0,5	1	200	0,24

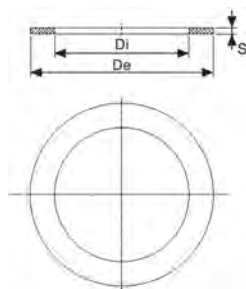
**951****G1014****GUARNIZIONE ESENTE AMIANTO PER RACCORDI SANITARI**

- ASBESTOS FREE GASKET FOR FITTINGS
- DICHTUNG OHNE ASBEST FÜR SANITAER FITTINGE
- JOINT SANS AMIANTE POUR RACCORDS SANITAIRES
- JUNTA EXENTAS DE AMIANTO PARA ACCESORIOS SANITARIOS

MATERIAL: Fasit® 202

CODE	D inch	De mm	Di mm	S mm	 g		€
951308000	3/8"	14,8	9	2	1	1000	0,20
951102000	1/2"	18,5	11	2	1	1000	0,22
951304000	3/4"	24	16	2	1	1000	0,22
951100000	1"	30	21	2	1	1000	0,24
951114000	1"1/4	39	30	2	1	100	0,28
951112000	1"1/2	44,5	36	2	2	100	0,36
951200000	2"	56	43,5	2	2	100	0,83

Fasit® 202: Fibre di cellulosa, NBR**IMPIEGHI:** Acqua calda e fredda, olii vegetali ed animali, carburanti (no gas)**LIMITI DI TEMPERATURA ORIENTATIVI:** Temperatura massima per brevi esposizioni 180° C - Temperatura massima di esercizio continuo per fluidi non aggressivi 150° C - Temperatura massima di esercizio continuo con vapore 120° C**Fasit® 202:** cellulose fibers, NBR**USES:** Hot and cold water, vegetable and animal oils, fuels (no gas)**GUIDELINE TEMPERATURE LIMITS:** Maximum temperature for short exposure 180° C - Maximum operating temperature for continuous non-aggressive fluids 150° C - Maximum temperature for continuous operation with steam 120° C



952

G 10 14

GUARNIZIONE IN GOMMA PER RACCORDI SANITARI

- RUBBER GASKET FOR FITTINGS
- DICHTUNG AUS GUMMI FÜR SANITAER FITTINGE
- JOINT EN CAOUTCHOUC POUR RACCORDS SANITAIRES
- JUNTA EN GOMA PARA ACCESORIOS SANITARIOS

CODE	D inch	De mm	Di mm	S mm	Material	g	g	€
952308000	3/8"	14,5	10	2		1	100	0,22
952102000	1/2"	18	12	2	EPDM 80 Shore	1	100	0,22
952304000	3/4"	24	16	2		1	100	0,22
952100000	1"	30	24	2		1	100	0,26
952114000	1"1/4	38	30	2		1	100	0,31
952112000	1"1/2	44	36	2	SBR 70 Shore	2	100	0,39
952200000	2"	56	44	2		2	100	0,88

G 10 15

226

TAPPO ROSSO, BLU PER PROVA IMPIANTO

- RED, BLU PLUG FOR PLANT HYDRAULIC TEST
- ROTE, BLAUE STOPFEN FÜR ANLAGEPROBEN
- CAPUCHON ROUGE, BLEU POUR TEST INSTALLATION
- TAPON ROJO, AZUL PARA PRUEBA DE INSTALACION

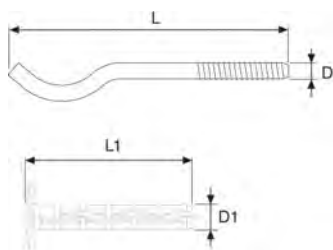
NOTE: avvitare a mano / tighten with hand



CODE	DN inch	Description	g	g	g	€
22600000R	1/2"	tappo rosso / red plug	18	100*	10	1,30
22600000B	1/2"	tappo blu / blue plug	18	100*	10	1,30

(*) unità minima di vendita / minimum selling quantity

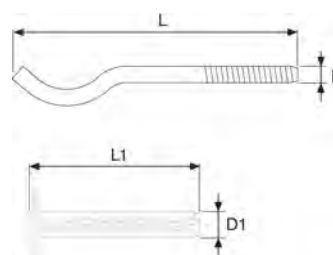
G1013

**942 M 2-4 Z****MENSOLE ZINCATE PER RADIATORI 2-4 COLONNE**

- GALVANIZED ANCHOR BRACKETS FOR 2-4 COLUMNS RADIATORS
- VERZINKTE KONSOLEN FÜR RADIATOREN 2-4 KOLONNE
- SUPPORTS GALVANISÉS POUR RADIATEURS 2-4 COLONNES
- ESTANTES GALVANIZADOS PARA RADIADORES 2-4 COLUMNAS

CODE	L mm	D mm	L1 mm	D1 mm				€
942240000	205	10,7	86	15	326	40 coppie / pairs	1440 coppie / pairs	5,95

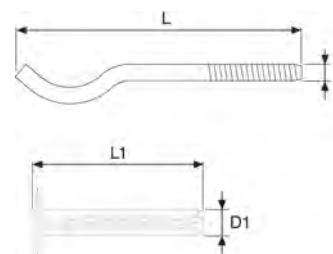
G1013

**942 M 4-6 Z****MENSOLE ZINCATE PER RADIATORI 4-6 COLONNE**

- GALVANIZED ANCHOR BRACKETS FOR 4-6 COLUMNS RADIATORS
- VERZINKTE KONSOLEN FÜR RADIATOREN 4-6 KOLONNE
- SUPPORTS GALVANISÉS POUR RADIATEURS 4-6 COLONNES
- ESTANTES GALVANIZADOS PARA RADIADORES 4-6 COLUMNAS

CODE	L mm	D mm	L1 mm	D1 mm				€
942460000	245	10,7	86	15	386	40 coppie / pairs	1440 coppie / pairs	7,09

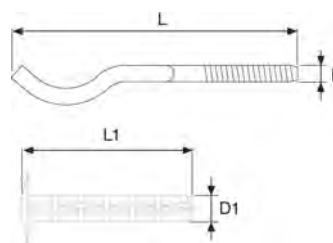
G1013

**942 MA Z****MENSOLE ZINCATE PER RADIATORI ALLUMINIO**

- GALVANIZED BRACKETS FOR ALUMINIUM RADIATORS
- VERZINKTE KONSOLEN FÜR RADIATOREN AUS ALUMINIUM
- SUPPORTS GALVANISÉS POUR RADIATEURS EN ALUMINIUM
- ESTANTES GALVANIZADOS PARA RADIADORES DE ALUMINIO

CODE	L mm	D mm	L1 mm	D1 mm				€
942195000	170	8,8	83	12	115	80 coppie / pairs	2880 coppie / pairs	3,98

G1013

**942 MA/S Z****MENSOLE ZINCATE SCHIACCIATE PER RADIATORI ALLUMINIO**

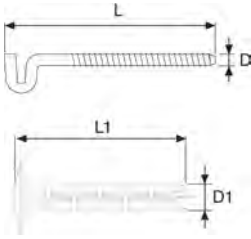
- GALVANIZED PRESSED BRACKETS FOR ALUMINIUM RADIATORS
- VERZINKTE GLATTE KONSOLEN FÜR RADIATOREN AUS ALUMINIUM
- SUPPORTS GALVANISÉS APLATIS POUR RADIATEURS EN ALUMINIUM
- ESTANTES GALVANIZADOS "APLASTADOS" PARA RADIADORES ALUMINIO

CODE	L mm	D mm	L1 mm	D1 mm				€
942195005	170	7	75	10	118	80 coppie / pairs	2880 coppie / pairs	4,07
942195001	170	8,8	83	12	175	80 coppie / pairs	2880 coppie / pairs	4,34
942245001	245	8,8	83	12	244	40 coppie / pairs	1440 coppie / pairs	5,50

G 10 13

942 MU Z**MENSOLE ZINcate PER RADIATORI LAMELLARI E CALDAIE MURALI**

- GALVANIZED BRACKETS FOR STEEL PLATES AND WATER HEATERS
- VERZINKTE KONSOLEN FÜR RADIATOREN UND KESSEL
- SUPPORTS GALVANISÉS POUR RADIATEURS LAMELLAIRES ET CHAUDIÈRES MURALES
- ESTANTES GALVANIZADOS PARA RADIADORES LAMINADOS Y CALDERAS A MURO

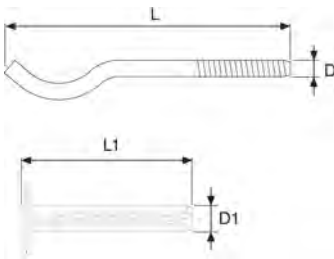


CODE	L mm	D mm	L1 mm	D1 mm			€
942130000	130	7	75	10	107	100 coppie / pairs	6,24

G 10 13

942 M 2-4 V**MENSOLE VENCIATE PER RADIATORI 2-4 COLONNE**

- GALVANIZED & PAINTED ANCHOR BRACKETS FOR 2-4 COLUMNS RADIATORS
- VERZINKTE UND LACKIERTE KONSOLEN FÜR RADIATOREN 2-4 KOLONNE
- SUPPORTS GALVANISÉS/VERNIS POUR RADIATEURS 2-4 COLONNES
- ESTANTES GALVANIZADOS/PINTADOS PARA RADIADORES 2-4 COLUMNAS

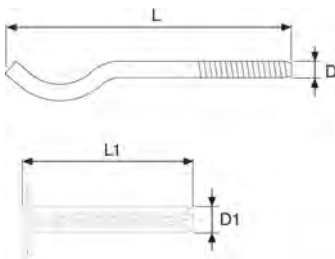


CODE	L mm	D mm	L1 mm	D1 mm				€
942240001	205	10,7	86	15	326	40 coppie / pairs	1440 coppie / pairs	7,18

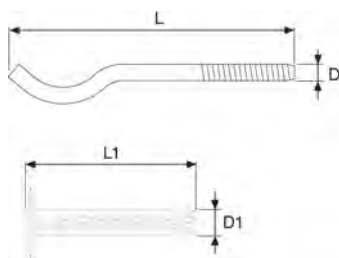
G 10 13

942 M 4-6 V**MENSOLE VENCIATE PER RADIATORI 4-6 COLONNE**




- GALVANIZED & PAINTED ANCHOR BRACKETS FOR 4-6 COLUMNS RADIATORS
- VERZINKTE UND LACKIERTE KONSOLE FÜR RADIATOREN 4-6 KOLONNE
- SUPPORTS GALVANISÉS/VERNIS POUR RADIATEURS 4-6 COLONNES
- ESTANTES GALVANIZADOS/PINTADOS PARA RADIADORES 4-6 COLUMNAS

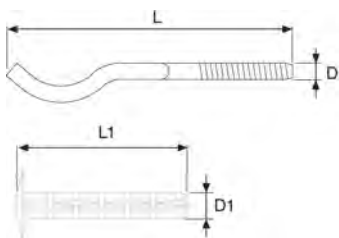


CODE	L mm	D mm	L1 mm	D1 mm				€
942460001	245	10,7	86	15	386	40 coppie / pairs	1440 coppie / pairs	8,14




**942 MA V****G1013****MENSOLE VERNICIATE PER RADIATORI ALLUMINIO**

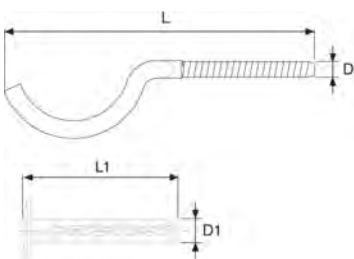
- GALVANISED & PAINTED BRACKETS FOR ALUMINIUM RADIATORS
- VERZINKTE UND LACKIERTE KONSOLEN FÜR RADIATOREN AUS ALUMINIUM
- SUPPORTS GALVANISÉS / VERNIS POUR RADIATEURS EN ALUMINIUM
- ESTANTES GALVANIZADOS/PINTADOS PARA RADIADORES ALUMINIO

CODE	L mm	D mm	L1 mm	D1 mm				€
942195006	170	7	75	10	120	80 coppie / pairs	2880 coppie / pairs	5,13
942195002	170	8,8	83	12	174	80 coppie / pairs	2880 coppie / pairs	5,30



**942 MA/S V****G1013****MENSOLE VERNICIATE SCHIACCIATE PER RADIATORI ALLUMINIO**

- GALVANISED & PAINTED PRESSED BRACKETS FOR ALUMINIUM RADIATORS
- VERZINKTE UND LACKIERTE GLATTE KONSOLEN FÜR RADIATOREN AUS ALUMINIUM
- SUPPORTS GALVANISÉS / VERNIS APLATIS POUR RADIATEURS EN ALUMINIUM
- ESTANTES GALVANIZADOS/PINTADOS "APLASTADOS" PARA RADIADORES ALUMINIO

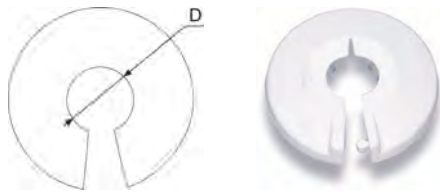
CODE	L mm	D mm	L1 mm	D1 mm				€
942195007	170	7	75	10	118	80 coppie / pairs	2880 coppie / pairs	5,01
942195003	170	8,8	83	12	175	80 coppie / pairs	2880 coppie / pairs	5,37
942220003	220	8,8	83	12	212	40 coppie / pairs	1440 coppie / pairs	6,59
942245003	245	8,8	83	12	244	40 coppie / pairs	1440 coppie / pairs	6,86

**942 M V****G1013****MENSOLE VERNICIATE SCHIACCIATE PER RADIATORI TUBOLARI**

- GALVANISED & PAINTED BRACKETS FOR TUBULAR RADIATORS
- VERZINKTE UND LACKIERTE KONSOLEN FÜR RADIATOREN RÖHRENFÖRMIGE
- SUPPORTS GALVANISÉS / VERNIS POUR RADIATEURS TUBULAIRES
- ESTANTES GALVANIZADOS/PINTADOS PARA RADIADORES TUBULARES

CODE	L mm	D mm	L1 mm	D1 mm			€
942175881	185	8,8	83	12	208	40 coppie / pairs	6,61
942205881	205	8,8	83	12	226	40 coppie / pairs	6,90
942245881	250	8,8	83	12	270	40 coppie / pairs	8,14

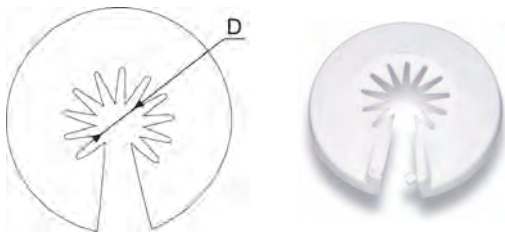
G 10 15

**225****ROSETTA IN PVC COLOR BIANCO**

- FRONT COVER IN WHITE PVC
- WEISSE DECKUNG AUS PVC
- RONDELLE EN PVC COLEUR BLANC
- FLORON EMBELLECEDOR EN PVC COLOR BLANCO

CODE	D mm				€
225000010	10	6	25	400*	0,56
225000012	12	6	25	400*	0,56
225000014	14	6	25	400*	0,56
225000015	15	6	25	400*	0,56
225000016	16	6	25	400*	0,56
225000018	18 - 3/8"	6	25	400*	0,59
225000022	22 - 1/2"	6	25	400*	0,59
225000026	28 - 3/4"	6	25	400*	0,75

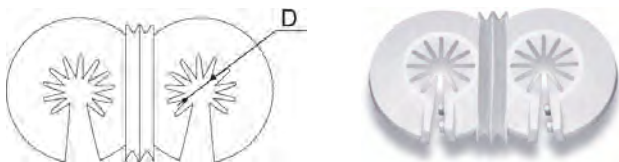
[*] unità minima di vendita / minimum selling quantity

**225 bis****ROSETTA IN PVC BIANCO UNIVERSALE PER TUBI RAME**

- UNIVERSAL FRONT COVER IN WHITE PVC FOR COPPER PIPES
- UNIVERSALE WEISSE DECKUNG AUS PVC FÜR KUPFERROHREN
- RONDELLE UNIVERSELLE EN PVC BLANC POUR TUBES CUIVRE
- FLORON EMBELLECEDOR UNIVERSAL PVC BLANCO PARA TUBOS DE COBRE

CODE	D mm				€
225000100	∅ 10 ÷ 22 mm	6	25	400*	0,55

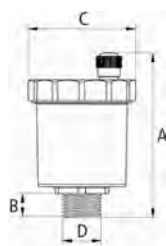
[*] unità minima di vendita / minimum selling quantity

**225 ter****ROSETTA DOPPIA IN PVC BIANCO UNIVERSALE PER TUBI RAME**

- DOUBLE FRONT COVER IN WHITE PVC FOR COPPER PIPES
- UNIVERSALE DOPPELTE WEISSE DECKUNG AUS PVC FÜR KUPFERROHREN
- DOUBLE RONDELLE UNIVERSELLE EN PVC BLANC POUR TUBES CUIVRE
- FLORON EMBELLECEDOR UNIVERSAL DOBLE PVC BLANCO PARA TUBOS DE COBRE

CODE	D mm				€
225000200	∅ 10 ÷ 22 mm	8	50	200*	2,59

[*] unità minima di vendita / minimum selling quantity



Besser





973

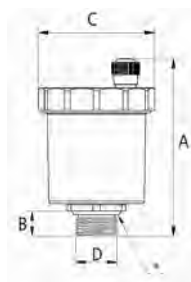
G 20 20

VALVOLA AUTOMATICA SFOGO D'ARIA BESSER

- AUTOMATIC AIRVENT BESSER
- SCHNELLENTLÜFTER BESSER
- PURGEUR AUTOMATIQUE BESSER
- PURGADOR AUTOMÁTICO BESSER

THREAD: ISO 228/1 (ex DIN 259)

CODE	D inch	A mm	B mm	C mm					€
973308000	3/8"	70	9	46	156	24	96	3840	17,96
973102000	1/2"	70	9	46	167	24	96	3840	17,96



Besser

973/0-Ring + 971





G 20 20

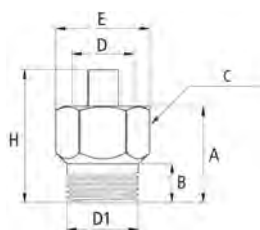
VALVOLA AUT. SFOGO D'ARIA BESSER CON VALVOLA D'INTERCETTAZIONE

- AUTOMATIC AIRVENT BESSER WITH SHUT-OFF VALVE
- SCHNELLENTLÜFTER BESSER MIT ABSPERRVENTIL
- PURGEUR AUTOMATIQUE BESSER AVEC VANNE D'ARRÊT
- PURGADOR AUTOMÁTICO BESSER CON VÁLVULA DE RETENCION

THREAD: ISO 228/1 (ex DIN 259)

NOTE: [*] O-Ring NBR

CODE	D inch	A mm	B mm	C mm					€
973308001	3/8"	70	7,5	46	175	24	96	3840	26,58






971

G 20 20

VALVOLA D'INTERCETTAZIONE PER ART. 973

- SHUT-OFF VALVE FOR 973 ARTICLE
- ABSPERRVENTIL FÜR ARTIKEL 973
- VANNE D'ARRET POUR ART. 973
- VÁLVULA DE RETENCION PARA ART. 973

THREAD: ISO 228/1 (ex DIN 259)

CODE	D (F) inch	D1 (M) inch	A mm	B mm	C mm	E mm	H mm				€
971308000	3/8"	3/8"	22,5	9	19	22	32,5	19	10	250	7,89
971102000	1/2"	1/2"	25	9	23	26	35	29	10	250	7,89

FOCUS ON

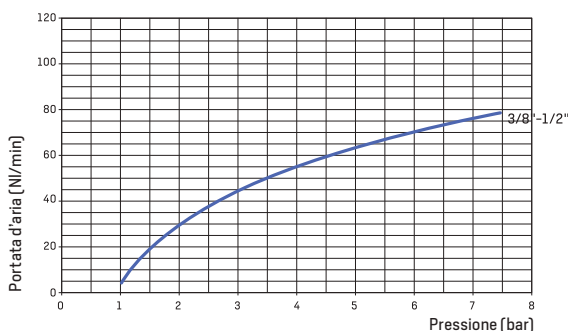
973 - VALVOLE AUTOMATICHE SFOGO ARIA "BESSER"

CARATTERISTICHE IDRAULICHE

Le valvole sfiato aria Better sono valvole a singolo galleggiante automatiche, che svolgono principalmente due funzioni:

- l'evacuazione di un consistente flusso di aria da una tubazione (es. durante il caricamento/pressurizzazione dell'impianto)
- il degasaggio (lo scarico dell'aria intrappolata nella tubazione o che si viene a formare durante l'esercizio). Come indicato nella norma EN 14868, la presenza di ossigeno negli impianti di riscaldamento può provocare processi corrosivi anodici, rumorosità localizzate, sacche d'aria, ostruzioni, fenomeni di cavitazione nelle pompe, etc. che possono compromettere in modo rilevante l'integrità ed il rendimento dell'impianto. Le valvole sfiato aria Better vengono installate in posizione verticale:
 - sul separatore;
 - alla sommità delle colonne montanti degli impianti di riscaldamento a vaso chiuso;
 - in tutti i punti in cui è possibile l'accumulo di aria.

CURVA DI FUNZIONAMENTO VALVOLA BESSER



Per consentire lo sfogo dell'aria, svitare il cappuccio di protezione di almeno due giri. Si consiglia di non togliere il cappuccio di protezione onde evitare penetrazioni di impurità nell'apparecchio. Assicurarsi che tutti i raccordi siano a tenuta idraulica.

CARATTERISTICHE TECNICHE

Pressioni	massima ammissibile (PN) 10 bar minima pressione di tenuta 0,2 bar (grado A rif. EN 12266-1) campo di impiego funzione evacuazione aria 0,5 ÷ 7 bar (variazione ± 10% valore max. rilevato)
Temperature	massima ammissibile di esercizio (TS) 0°C (escluso gelo) ÷ +110 °C
Fluidi compatibili	fluido termovettore conforme a UNI 8065 soluzioni glicole 50%
Filettature	ISO 228/1 (ex DIN 259)
Prove e collaudi	EN 1074-4

973 - MATERIALI VALVOLA BESSER

Corpo	ottone pressofuso EN 1982 – CB754S
Tappo	ottone EN 12165 – CW617N
Sede di tenuta	ottone EN 12164 – CW614N
Meccanismi interni	resina acetilica POM
Guarnizione sede + O-Ring*	gomma NBR
Galleggiante	polipropilene PP ad alta resistenza
Molla	acciaio inox EN 10088 – 1.4310 (AISI 302)

* Solo per articolo cod. 973308001

971 - RUBINETTO INTERCETTAZIONE PER VALVOLA SFOGO D'ARIA

CARATTERISTICHE IDRAULICHE

Il rubinetto di intercettazione favorisce le operazioni di sostituzione e verifica delle valvole sfiato aria, bloccando il flusso di acqua a valvola disinserita. Quando è utilizzato in combinazione con valvole sfiato d'aria su sistemi di distribuzione acqua potabile, soddisfano i requisiti della norma EN 1074-2.

CARATTERISTICHE TECNICHE / MATERIALI

Pressioni	massima ammissibile (PN) 10 bar
Temperature	massima ammissibile di esercizio (TS) 0°C (escluso gelo) ÷ +110 °C
Fluidi compatibili	fluido termovettore conforme a UNI 8065 soluzioni glicole 50%
Filettature	ISO 228/1 (ex DIN 259)
Prove e collaudi	P12-EN 12266-1 (grado A)
Corpo	ottone EN 12164 – CW614N
Valvolina separatrice	resina acetilica POM
Molla	acciaio inox EN 10088-1.4310 (AISI 302)

FOCUS ON

973 - AUTOMATIC AIRVENT "BESSER"

HYDRAULIC FEATURES

The automatic air vent Besser has a single automatic float that carries out two main functions:

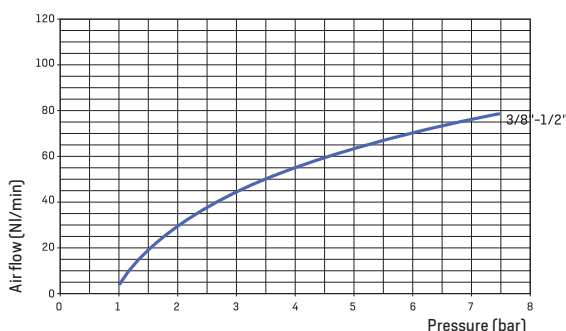
- the evacuation of a consistent air flow through a pipeline (e.g. during loading/pressurization of the plant)
- degassing, which discharges air trapped or formed during operation in the pipeline.

As in European Standard EN 14868, the presence of oxygen in heating systems can provoke anodic corrosion, noise, air pockets, obstructions, cavitation in the circulation pumps, etc. that may significantly compromise the performance and integrity of the systems.

The automatic airvent Besser are installed in the vertical position:

- on the air separator;
- in the top of the installation of heating close systems;
- in all the points which it is possible the accumulation of air.

GRAPHIC FOR BESSER AIRVENT FUNCTIONING



To allow the air evacuation, unscrew the protective cap of at least two turns. We recommend that you don't remove the protective cap to avoid penetration of impurities into the unit. Check that all pipes connections are watertight.

TECHNICAL FEATURES

Pressure	maximum allowable working pressure (PN) 10 bar minimum accumulation 0.2 bar (grade A according to EN 12266-1) range of operation air evacuation 0.5 ÷ 7 bar (tolerance ± 10% max. detected)
Temperature	maximum working temperature (TS) 0°C (excluding ice) ÷ +110°C
Compatible fluids	heat transfer fluids in compliance with Italian standard UNI 8065 glycolate solutions (glycol) 50%
Threading	ISO 228/1 (ex DIN 259)
Requirements and tests	EN 1074-4

973 - BESSER AUTOMATIC AIRVENT DESIGN

Body	cast brass EN 1982 – CB754S
Plug	brass EN 12165 – CW617N
Seat	brass EN 12164 – CW614N
Internal mechanisms	acetal resin (POM)
Seat gaskets + O-Ring*	NBR rubber
Float	highly resistant polypropylene PP
Spring	stainless steel EN 10088 – 14310 (AISI 302)

* Only for article cod. 973308001

971 - SHUT OFF VALVES FOR AUTOMATIC AIR VENTS

HYDRAULIC FEATURES

The shut-off valve is useful for tasks of substitution or inspection of air vents, blocking the flow to the disconnected valve. When used in conjunction with an air vent in distribution systems for drinkable water, this product meets the standards stipulated in EN 1074-2.

TECHNICAL FEATURES / DESIGN

Pressure	maximum allowable working pressure (PN) 10 bar
Temperature	maximum working temperature (TS) 0°C (excluding ice) ÷ + 110°C
Compatible fluids	Heat transfer fluids in compliance with Italian standard UNI 8065 glycolate solutions (glycol) 50%
Threading	ISO 228/1 (ex DIN 259)
Requirements and tests	P12 - EN 12266-1 (grade A)
Body	brass EN 12164 – CW614N
Separating valve	acetal resin (POM)
Spring	stainless steel EN 10088 – 14310 (AISI 302)

FOCUS ON

973 - SCHNELLENTLÜFTER "BESSER"

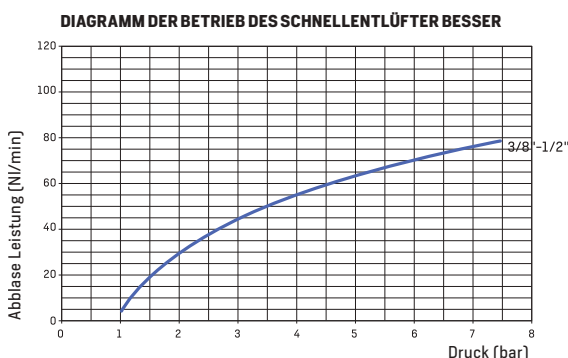
HYDRAULISCHE EIGENSCHAFTEN

Die Better Schnellentlüfter sind automatische Entlüfter mit Einzel Schwimmer welche zwei Hauptfunktionen erfüllen:

- die Entlüftung von Luft aus einer Leitung (z.B. während des Befüllens oder die Druckbeaufschlagung der Anlage)
- die Entgasung, (die Abscheidung der Luft innerhalb der Leitung)

Wie in der EN 14868 Norm beschrieben, kann die Anwesenheit von Sauerstoff innerhalb von Heizungsleitungen zu Korrosion Phänomene, lokalisierten Geräusche, Luft einschüsse, Verstopfungen, Kavitation in den Umwälzpumpen, usw. führen. Diese können die Funktionsfähigkeit der Anlage negativ beeinflussen. Die „Better“ Schnellentlüfter müssen senkrecht installiert werden:

- auf dem Verteiler;
- an den Steigleitungen;
- überall wo sich Luft einschüsse bilden.



Um die optimale Funktionsfähigkeit zu ermöglichen, muss der obere Deckel mindestens um zwei Umdrehungen gelockert werden. Es ist zu empfehlen den Deckel nicht zu entfernen, um Eindringen von schmutz in dem Entlüfter zu vermeiden.

Bitte stellen Sie sicher, dass das komplette System dicht ist.

TECHNISCHE DATEN

Drücke	Max. Betriebsdruck 10 bar
	Mix. Druck 0,2 bar (Grad A - EN 12266-1)
Temperaturen	Anwendungsdruck von 0,5 bar bis 7 bar ($\pm 10\%$ vom Maximum)
	Max. Betriebstemperatur (TS) 0°C (ausgenommen Frost) $\div +110$ °C
Flüssig	Wärmeträgerflüssigkeit nach UNI 8065 Glykol Gemisch 50%
Gewindeanschluss	ISO 228/1 (ex DIN 259)
Prüfung	EN 1074-4

973 - MATERIAL SCHNELLENTLÜFTER "BESSER"

Gehäuse	Guss Messing EN 1982 - CB754S
Deckel	Messing EN 12165 - CW617N
Dichtheitselement	Messing EN 12164 - CW614N
Interne Komponenten	Acetylharz POM
Dichtungen + O-Ring*	NBR-Kautschuk
Schwimmer	Polypropylen PP
Feder	Edelstahl EN 10088 - 1.4310 (AISI 302)

* Nur für Artikel-Code 973308001

971 - ABSPERVENTIL FÜR SCHNELLENTLÜFTER

HYDRAULISCHE EIGENSCHAFTEN

Das Absperrventil vereinfacht den Austausch und die Kontrolle des Schnellentlüfters durch Absperrn des Wasserzuflusses.

Bei Verwendung in Kombination mit den Schnellentlüfter in Trinkwasseranlagen ist dieser konform mit der EN 1074-2 Norm.

TECHNISCHE DATEN / Material

Drücke	Max. Betriebsdruck 10 bar
Temperaturen	Max. Betriebstemperatur (TS) 0°C (Ausegenommen Frost) $\div +110$ °C
Kompatible Flüssigkeiten	Wärmeträgerflüssigkeit nach UNI 8065 Wasser und Glykollösungen - Max. Glykolgehalt 50%
Gewindeanschluss	ISO 228/1 (ex DIN 259)
Prüfung	P12-EN 12266-1 (Grad A)
Körper	Messing EN 12164 - CW614N
Absperrventil	Acetylharz POM
Feder	Edelstahl EN 10088 - 1.4310 (AISI 302)

FOCUS ON

973 - PURGEUR AUTOMATIQUE "BESSER"

CARACTÉRISTIQUES HYDRAULIQUES

Le purgeur automatique BESSER sont une vanne automatique a flotteur simple qui exerce deux fonctions principales:

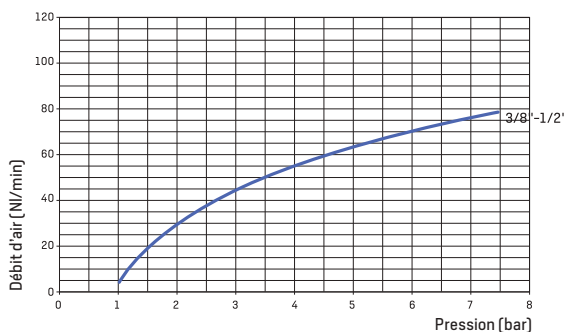
- l' vacuation d'un flux d'air important depuis une tuyauterie (par ex. lors de la charge/pressurisation de l'installation)
- le d gazage, qui permet de purger l'air emprisonn  dans la tuyauterie ou qui se forme pendant l'exploitation.

La pr sence d'oxyg ne dans les circuits de chauffage peut provoquer des processus corrosifs anodiques, des bruits localis s, des poches d'air, des obstructions, la cavitation des pompes etc. qui peuvent compromettre consid rablement le d bit et l'int grit  de l'installation, comme document e par la norme EN 14868.

Les purgeurs d'air Besser sont install s   la verticale:

- sur le s parateur d'air;
- au bout des colonnes montantes des installations de chauffage   cuve ferm e;
- dans tous les endroits o  il est possible de l'accumulation d'air.

COURBE DE FONCTIONNEMENT PURGEUR D'AIR BESSER



Pour permettre l' vacuation de l'air, d visser le capuchon de protection au moins deux tours. Nous vous recommandons de ne pas enlever le capuchon de protection pour  viter la p n tration d'impuret s dans l'appareil. S'assurer que tous les raccords aient une parfaite  tanch it .

CARACTÉRISTIQUES TECHNIQUES

Pressions	maximale admissible (PN) 10 bars �tanch�it� minime 0,2 bar (degre A selon EN 12266-1) domaine d'utilisation fonction �vacuation air 0,5 � 7 bar (variation � 10% valeur max. relev�e)
Temp�rature	maximale de fonctionnement admissible (TS) 0�C (gel exclu) � + 110�C
Fluides compatibles	Fluide caloporteur conforme a la norme UNI 8065 solutions glycols 50%
Filetages	ISO 228/1 (ex DIN 259)
Essais et contr�les	EN 1074-4

973 - CONSTRUCTION PURGEUR AUTOMATIQUE "BESSER"

Corps	cast brass EN 1982 - CB754S
Bouchon	laiton EN 12165 - CW617N
Siege d'�tanch�it�	laiton EN 12164 - CW614N
M�canismes internes	resine acetal POM
Joint de si�ge + O-Ring*	caoutchouc NBR
Flotteur	polypropylene PP a haute r�sistance
Ressort	acier inox EN 10088 - 1.4310 (AISI 302)

* Uniquement pour art. 973308001

971 - ROBINET D'INTERCEPTION POUR PURGEUR D'AIR

CARACTÉRISTIQUES HYDRAULIQUES

Le robinet d'interception facilite les op rations de remplacement et de contr le des purgeurs d'air, en bloquant l' coulement de l'eau, lorsque la vanne est d connect e. L' tanch it  hydraulique avec le corps de la vanne peut  tre garantie au moyen d'un joint torique (selon les model s). Lorsqu'il est utilis  avec des purgeurs d'air sur des syst mes de distribution d'eau potable, il r pond aux qualit s requises par la norme EN 1074-2.

CARACTÉRISTIQUES TECHNIQUES / CONSTRUCTION

Pression	maximale admissible (PN) 10 bar
Temp�rature	maximale de fonctionnement admissible (TS) 0�C (gel exclu) � +110�C
Fluides compatibles	fluide caloporteur conforme � la norme UNI 8065 solutions glycols 50%
Filetages	ISO 228/1 (ex DIN 259)
Essais et contr�les	P12 - EN 12266-1 (degre A)
Corps	laiton EN 12164 - CW614N
Petite vanne de s�paration	resine acetal POM
Ressort	acier inox EN 10088 - 1.4310 (AISI 302)

FOCUS ON

973 - PURGADORES DE BOYA "BESSER"

CARACTERISTICAS HIDRAULICAS

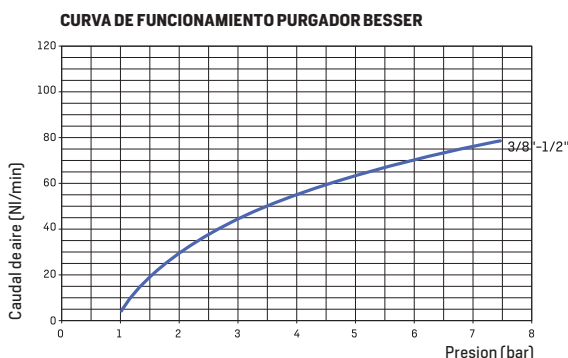
Los purgadores Besser se caracteriza por tener una unica boya interna automati ca, sus funciones principales son dos:

- La evacuacion alta de aire procedente del tubo (ej. Durante la carga/presurizacion de la instalacion)
- Desaireacion (descarga del aire atrapado en el tubo o que se forma durante el ejercicio)

Como indicado en la norma EN 14868, la presencia de oxigeno en las instalaciones de calefaccion puede provocar procesos corrosivos, ruidos localizados, sacos de aire, obstrucciones, la cavitation des pompes, etc. que pueden comprometer gravemente la integridad y rendimiento de la instalacion.

Los purgadores Besser se instalan en posicion vertical:

- sobre el separador de aire;
- en la parte mas alta de la instalacion;
- en todos los puntos donde pueda haber una acumulacion de aire.



Para consentir la salida de aire, desenroscar la capucha de proteccion minimo dos giros. Se aconseja de no quitar la capucha de proteccion con el fin de evitar la presencia de impurezas.

Compruebe la estanqueidad hidrulica de los racores de conexion.

CARACTERISTICAS TECNICAS

Presion	maxima admisible (PN) 10 bar minima presion sostenida 0,2 bar (grado A sec. EN 12266-1) campo de uso funcion evacuacion aire 0,5 ÷ 7 bar (variacion ± 10% valor max. relevado)
Temperatura	maxima admision de ejercicio (TS) 0°C (excluido hielo) ÷ +110 °C
Fluidos compatibles	fluido termovector conforme a UNI 8065 solucion glicol 50%
Rosca	ISO 228/1 (ex DIN 259)
Pruebas e ensayos	EN 1074-4

973 - MATERIAL PURGADOR BESSER

Cuerpo	laton presofundido EN 1982 – CB754S
Tapon	laton EN 12165 – CW617N
Sede de apoyo	laton EN 12164 – CW614N
Mecanismos internos	resina acetatica POM
Sede junta + O-Ring*	goma NBR
Boya	polipropileno PP alta resistencia
Muelle	acero inox EN 10088 – 1.4310 (AISI 302)

* Solo para art. 973308001

971 - VALVULA DE INTERCEPTACION PARA PURGADOR AUTOMATICO DE AIRE

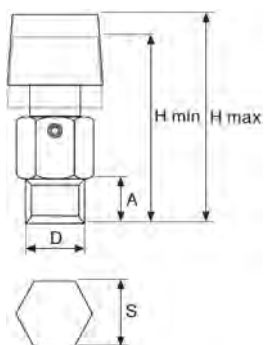
CARACTERISTICAS HIDRAULICAS

La valvula de interceptacion favorece las operaciones de sustitucion y bloquea el flujo de agua en el caso quitemos el purgador automatico. Cuando la utilizamos junto con los purgadores en sistemas de distribucion de agua potable, satisfacen los requisitos de la norma EN 1074-2.

CARACTERISTICAS TECNICAS / Material




Presion	maxima admisible (PN) 10 bar
Temperatura	maxima admisible de ejercicio (TS) 0°C (excluido hielo) ÷ +110 °C
Fluidos compatibles	fluido termovector conforme a UNI 8065 solucion glicol 50%
Rosca	ISO 228/1 (ex DIN 259)
Pruebas y ensayos	P12-EN 12266-1 (grado A)
Cuerpo	laton EN 12164 – CW614N
Purgador separador	resina acetatica POM
Muelle	acero inox EN 10088 – 1.4310 (AISI 302)

G 20 20

**975****VALVOLA MANUALE SCARICO RADIATORI**

- RADIATOR AIR VENT
- RADIATOR ENTLÜFTUNGSVENTIL
- PURGEUR MANUEL ÉVACUATION RADIATEURS
- PURGADOR MANUAL DESCARGA RADIADOR

MATERIAL: CW617N-DW**THREAD:** ISO 228/1 (ex DIN 259)**NOTE:** volantino in nylon / nylon handwheel
T max 85°C - P max 7 bar

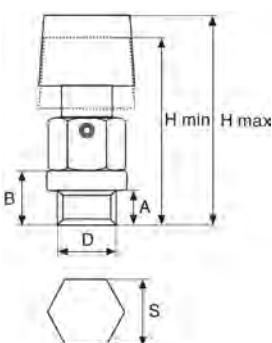
CODE	DN	D inch	S mm	A mm	H min mm	H max mm				€
975108000	6	1/8"	13	7	28	30	17	10	500*	2,16
975104000	8	1/4"	13	7	28	30	22	10	500*	2,16
975308000	10	3/8"	17	7	28	30	30	10	500*	2,91

[*] unità minima di vendita / minimum selling quantity

Articoli non adatti per impieghi su elementi ad uso riscaldamento e raffreddamento (es. fan coil).




Items not suitable to use for heating and cooling elements (ex. fan coil).

G 20 20

**975/G****VALVOLA MANUALE SCARICO RADIATORI CON ANELLO IN PTFE**

- RADIATOR AIR VENT WITH PTFE RING
- RADIATOR ENTLÜFTUNGSVENTIL MIT PTFE DICHTUNG
- PURGEUR MANUEL ÉVACUATION RADIATEURS AVEC ANNEAU EN PTFE
- PURGADOR MANUAL DESCARGA RADIADOR CON ANILLO EN PTFE

MATERIAL: CW617N-DW**THREAD:** ISO 228/1 (ex DIN 259)**NOTE:** volantino in nylon, tenuta PTFE
nylon handwheel, PTFE gasket
T max 85°C - P max 7 bar

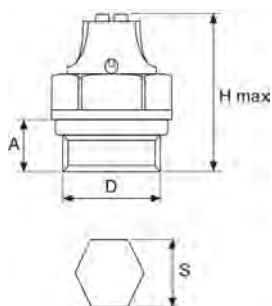
CODE	DN	D inch	S mm	A mm	B mm	H min mm	H max mm				€
97510400G	8	1/4"	13	4	8	28	30	22	10	500*	2,37
97530800G	10	3/8"	17	4	8	28	30	30	10	500*	3,09
97510200G	15	1/2"	21	4	8	26	28	44	10	250*	4,42

[*] unità minima di vendita / minimum selling quantity

Articoli non adatti per impieghi su elementi ad uso riscaldamento e raffreddamento (es. fan coil).

Items not suitable to use for heating and cooling elements (ex. fan coil).

G 20 20

**979****TAPPO IN OTTONE CON VALVOLA SCARICO ARIA**

- AIR VENT PLUG
- MESSINGSTOPF MIT SCHNELLENTLUFTER
- BOUCHON EN LAITON AVEC PURGEUR ÉVACUATION D'AIRE
- TAPÓN EN LATÓN CON PURGADOR DESCARGA AIRE

MATERIAL: CW614N (OT58) / CuZn39Pb3**THREAD:** ISO 228/1 (ex DIN 259)**NOTE:** valvola orientabile, tenuta O-Ring adjustable valve, O-ring seal
T max 85°C - P max 7 bar

CODE	DN	D inch	S mm	A mm	H max mm				€
979308002	10	3/8"	19	6	21	20	50	150*	4,49
979102002	15	1/2"	22	7	21	20	50	150*	5,42
979304002	20	3/4"	25	8	23	33	50	150*	9,15

[*] unità minima di vendita / minimum selling quantity

Articoli non adatti per impieghi su elementi ad uso riscaldamento e raffreddamento (es: fan coil).

Items not suitable to use for heating and cooling elements (ex. fan coil).

G 20 20

**979/C****CHIAVETTA IN NYLON PER ART. 979**

- NYLON KEY FOR 979 ARTICLE
- SCHLUESSEL AUS NYLON FÜR ARTIKEL 979
- CLÉ EN NYLON POUR ART. 979
- LLAVE EN NYLON PARA ART. 979

CODE	Description			€
979000000	per / for art. 979 3/8" - 1/2" - 3/4"	2	100	0,90



Come ordinare

How to order



+ 39 0376 96 001



ordini.info@racmet.com



raccorderiemetalliche.com



Struttura commerciale - Sales Organisation

558 - 560



PRODUCT MANAGER

Fabrizio PIZZAMIGLIO

Tel. +39 0376 96 02 09

Mob. +39 348 0171387

fabrizio.pizzamiglio@racmet.com



QUALITY MANAGER

Silvio POZZETTI

Tel. +39 0376 96 02 91

Mob. +39 335 7250642

silvio.pozzetti@racmet.com



TECHNICAL & SALES CONSULTANT

Matteo AVANZI

Tel. 0376 96001

Mob. +39 342 8068177

tecnico@racmet.com



BRAND MANAGER

Isabella LODI RIZZINI

Tel. +39 0376 96 001

isabella.lodirizzini@racmet.com



CUSTOMER SERVICE

Sara BELLADELLI

Tel. +39 0376 96 001

ordini.info@racmet.com



AMMINISTRAZIONE book-keeping

Giovanni MIRONI

Tel. +39 0376 96 02 21

amministrazione@racmet.com

Seguici sui nostri Social

Follow us on our Social Network pages

@raccorderiemetalliche



Il nuovo Catalogo Gennaio 2024 è disponibile

- nella versione digitale nella nuova sezione **CATALOGO ONLINE**
- nella versione pdf nella sezione **DOWNLOAD** del nostro sito **raccorderiemetalliche.com**.

The new January 2024 Catalog is available

- in the digital version in the new **ONLINE CATALOG** section
- in the pdf version in the **DOWNLOAD** section of our website **raccorderiemetalliche.com**.

Condividi le foto dei tuoi impianti!

SHARE PHOTOS OF YOUR PLANTS!

Hai realizzato un impianto utilizzando i nostri sistemi pressare?

Inviaci le foto e i dettagli della tua installazione

all'indirizzo mail **marketing@racmet.com**,

le pubblicheremo sui nostri canali web.

Did you build a system using our pressfitting systems?

Send us the photos and details of your installation

to the email address **marketing@racmet.com** and

we will post them on our web channels.



Raccorderie Metalliche S.p.a.

Struttura commerciale Italia *Sales Organization*



RESPONSABILE VENDITE ITALIA

Massimiliano GABBI
Tel. 0376 960206
Fax 0376 96422
Cell. 335 7663876
massimiliano.gabbi@racmet.com

FUNZIONARI DIRETTI RM

LOMBARDIA

Carlo PUGNAGHI - Funzionario Vendite
Tel. 0376 96001 - Fax 0376 96422
Cell. 335 7364515
carlo.pugnaghi@racmet.com

Matteo VISSER - Funzionario Vendite
Tel. 0376 96001 - Fax 0376 96422
Cell. 335 6907418
matteo.visser@racmet.com

TRIVENETO - MANTOVA

Paolo MEGARESE - Funzionario Vendite
Tel. 0376 96001 - Fax 0376 96422
Cell. 345 5669878
paolo.megarese@racmet.com

Michele MELLINI - Funzionario Vendite
Tel. 0376 96001 - Fax 0376 96422
Cell. 340 6064509
michele.mellini@racmet.com

EMILIA ROMAGNA - MARCHE (PU - AN)

Daniele BONACINI - Funzionario Vendite
Tel. 0376 96001 - Fax 0376 96422
Cell. 344 1174021
daniele.bonacini@racmet.com

TOSCANA

Alessio PAOLESCHI - Funzionario Vendite
Tel. 0376 96001 - Fax 0376 96422
Cell. 335 5251961
alessio.paoleschi@racmet.com

LIGURIA - PIEMONTE - VALLE D'AOSTA

Energy Team di Emerigo Francesco
Via Verdi, 20/D
18100 Imperia (IM)
Tel. 0183 279239 - Fax 0183 653445
info@energyteamliguria.it

Francesco EMERIGO
Cell. 335 5729143
emerigo@energyteamliguria.it

Andrea SPEDICATI
Cell. 347 6039291
spedicati.a@gmail.com

LAZIO

RTL snc di Maramao e C.
Via Morolense, 27
03013 Ferentino (FR)
Tel. 0775 392043
info@rtletis.it

CALABRIA

Agenzia Logozzo Fausto
Via Napoli, 33 - 89042
Gioiosa Ionica (RC)
Cell. 393 9761850
info@agenzia-logozzo.com



CAMPANIA

Corrado Rappresentanze sas
Via D. Fontana, 184 - 80131 Napoli (NA)
Tel. 081 5463752 - Fax 081 5464837

Salvatore CORRADO
Cell. 335 6656224
corradosas@fastwebnet.it

ABRUZZO - MOLISE - UMBRIA MARCHE (AP - FM - MC)

SCR sas di Simoncini O. & C.
Via XXV Aprile 15/8 - 64015 Nereto (TE)
Tel. 0861 851807 - Fax 0861 1856461

Otello SIMONCINI
Cell. 348 3859388
agenziasimoncini@gmail.com

PUGLIA - BASILICATA

F.A.R.P. srl
Viale Vittorio Emanuele II, 26
70010 Cellamare (BA)
Tel. 080 4657523 - Fax 080 4657498
agidue.alloggio@gmail.com

SICILIA OCCIDENTALE PA - TP - AG - CL

Spitaleri Rappresentanze di Spitaleri Gaetano & C. snc
Via degli Ioni, 7 - 91100 Trapani (TP)
Tel. 0923 567361 - Fax 0923 553588

Gaetano SPITALERI
Cell. 335 5389203
info@spitalerirappresentanze.it

SICILIA ORIENTALE ME - CT - SR - RG - EN

Matteo ARDIZZONE
Via Salvatore Quasimodo, 8
95030 S. Agata Li Battiati (CT)
Tel. 095 213911 - Fax 095 213911
Cell. 337 888806
ardizzone@videobank.it

Nello Fabrizio SCIMONE
Cell. 340 8911730
nf.scimone@gmail.com

SARDEGNA

Marco SECCI
Via Torricelli, 9 - 09047 Selargius (CA)
Tel. 070 3320991 - Fax 1782746902
Cell. 348 6027354
agenzia.mgr@gmail.com

Marine Division

Alessio PAOLESCHI
SALES MANAGER MARINE DIVISION
Cell. +39 335 5251961
alessio.paoleschi@racmet.com



TECHNICAL & SALES CONSULTANT

Matteo AVANZI
Tel. 0376 96001 - Fax 0376 96422
Cell. 342 8068177
tecnico@racmet.com



Raccorderie Metalliche S.p.a.

Struttura commerciale Estero Sales Organization



RM Sales Team

**Germany - Austria
Switzerland - Luxembourg**

Francesco GUANZINI
Tel. +39 0376 960285
Mob. +39 335 7371662
francesco.guanzini@racmet.com

Greece

Massimiliano GABBI
Tel. +39 0376 96 02 06
Mob. +39 335 7663876
massimiliano.gabbi@racmet.com

**Denmark - Finland - Norway
Sweden - Estonia - Latvia
Lithuania - Iceland
Great Britain - Ireland - Spain
Portugal - Netherlands**

Paolo IMPERIALE
Tel. +39 0376 960259
Mob. +39 344 0958857
paolo.imperiale@racmet.com

**France - Poland - Russia
Ukraine - Belarus
Czech Republic
Slovak Republic
Hungary - Belgium**

Roberto PEREZ
Tel. +39 0376 960122
Mob. +39 344 0961187
roberto.perez@racmet.com

**RACCORDERIE METALLICHE
FRANCE**

Frédéric DEVAUX
Tel. +33 4 78 67 54 46
Mob. +33 698565339
frederic.devaux@racmet.com

Sales Partners

DEUTSCHLAND

Horst HAGEBOEKE
Linden Str., 41
D-32312 Lübbecke
Tel. +49 (0) 5741 370180
Fax +49 (0) 5741 370182
Mob. +49 (0) 170 204 2100
industrie@hageboeke.com

**ROMANIA - BULGARIA
SLOVENIA - CROATIA
MACEDONIA - ALBANIA
MONTENEGRO
BOSNIA ERZEGOVINA
SERBIA-MOLDOVA
KOSOVO**

Dejan UGRINIC
Hrvatska - 10431 Sveta
Nedjelja
Novaki, Rakitska 25
Mob. +385 (0) 98 282 405
ugrineks@ugrineks.hr

**CZECH & SLOVAKIA
REPUBLIC**

Samuele PEDRIALI
Mob. +420 736 540 017
samuele.p@atlas.cz

**Technický poradce
Radim OBERHERR**
Mob. +420 777 049 805

GREECE

**VADIA
GIANNOPOULOS
ENTERPISES S.A.**
Varis-Koropiou 40-42, Ave
16672 Vari-Athens
Tel. +30 210 9654006
Fax +30 210 9654666
info@bgiannopoulos.gr

POLAND

Robert WRÓBLEWSKI
Tel. +48 603 093 881
robert.wroblewskirm@gmail.com

HUNGARY

György KOVÁCS
Mob. +36 20 432 4732
gyorgy.kovacs@racmet.com

Extra EU Countries

Sandro CARIOTTI
SALES MANAGER EXTRA EU
Mob. +39 342 6310071
sandro.cariotti@racmet.com

Akash YADAV
COUNTRY MANAGER - INDIA
Mob. +91 9910921430
akash.yadav@racmet.com

Marine Division

Alessio PAOLESCHI
SALES MANAGER MARINE DIVISION
Mob. +39 335 5251961
alessio.paoleschi@racmet.com



RM Pressfitting GmbH

Wagmüllerstraße 23
Tel. + 49 (0)89 242 90 90 0
Fax + 49 (0)89 242 90 90 33
info@kaiser-zenneck.de



Technische Beratung Für Pressfittingsysteme

DEUTSCHLAND

Roger PFATTHEICHER
Mob. + 49 (0)151 52483379
r.pfattheicher@racmet.com

DEUTSCHLAND

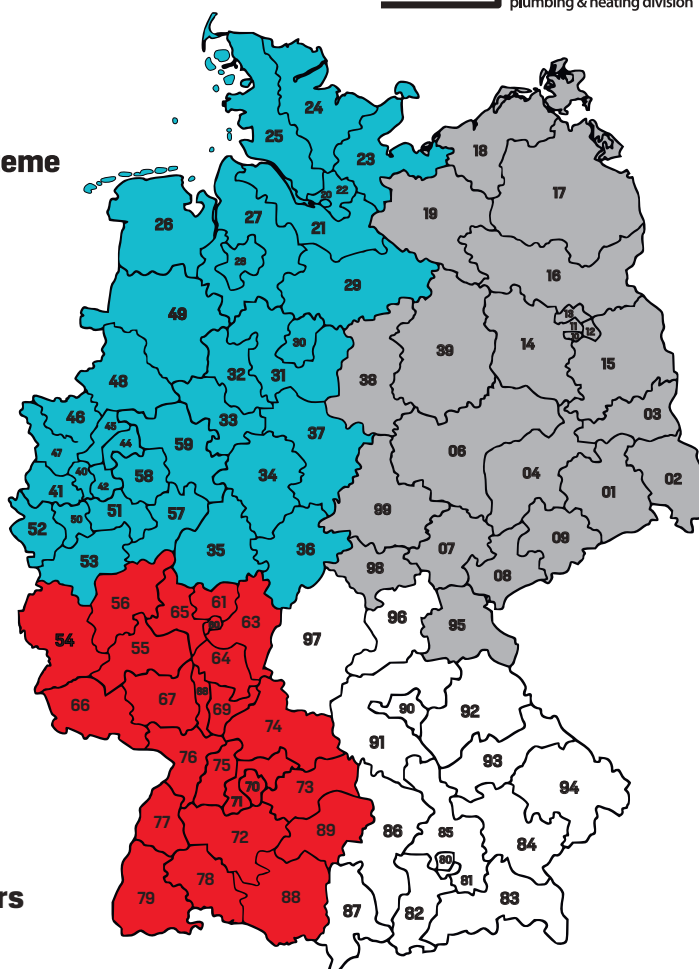
Stephan SCHAPER
Mob. +49 (0) 170 7216127
s.schaper@racmet.com

DEUTSCHLAND

Mike ROCKMANN
Mob. +49 (0) 151 24069608
m.rockmann@racmet.com

DEUTSCHLAND

Max FRIEßL
Mob. +49 (0) 151 12947989
m.friessl@racmet.com



RM Sales Team

**Germany - Austria
Switzerland - Luxembourg**

Francesco GUANZINI
Tel. +39 0376 960285
Mob. +39 335 7371662
francesco.guanzini@racmet.com

Sales Partners

DEUTSCHLAND

Horst HAGEBOEKE
Linden Str., 41
D-32312 Lübbecke
Tel. +49 (0) 5741 370180
Fax +49 (0) 5741 370182
Mob. +49 (0) 170 204 2100
industrie@hageboeke.com

Raccorderie Metalliche France

1 rue des Piverts
69800 SAINT-PRIEST
Tel. +33 4 78 67 54 46
Mob. +33 698565339
frederic.devaux@racmet.com

RM Sales Team

Roberto PEREZ
Tel. +39 0376 960122
Mob. +39 344 0961187
roberto.perez@racmet.com

Frédéric DEVAUX
Responsable des ventes France
Tel. +33 4 78 67 54 46
Mob. +33 698565339
frederic.devaux@racmet.com

Marine Division

MARINE DIVISION
Alessio PAOLESCHI
SALES MANAGER MARINE DIVISION
Mob. +39 335 5251961
alessio.paoleschi@racmet.com



Condizioni Generali di Vendita

Di seguito sono riportate le Condizioni Generali di Vendita ("CGV") applicabili a tutti i rapporti di vendita tra Raccorderie Metalliche S.p.A. ("RM" o la "Società") e i soggetti che effettuano, direttamente o tramite agente, un ordine di merce (gli "Acquirenti" o, singolarmente, l'Acquirente").

Tutte le CGV, incluse le presenti premesse, si intendono pertanto conosciute ed accettate dagli Acquirenti, senza riserva alcuna, con il conferimento dell'ordine a RM, a nulla rilevando eventuali condizioni generali predisposte dall'Acquirente.

Le CGV trovano applicazione ai rapporti di vendita, in quanto non derogate da specifici accordi contrattuali tra RM e gli Acquirenti.

Nell'interpretazione ed esecuzione degli ordini si farà riferimento inoltre alle clausole previste dagli Incoterms edizione 2020.

1. Ordini

- 1.1 Le nostre offerte sono da considerarsi impegnative solo a fronte di una regolare conferma d'ordine scritta ("CdO") inviata all'Acquirente da RM.
- 1.2 Gli ordini richiesti a RM non sono vincolanti fino a CdO scritta.
- 1.3 E' facoltà di RM di richiedere ulteriori chiarimenti prima di accettare l'ordine ovvero di rifiutarlo a proprio insindacabile giudizio.
- 1.4 Gli ordinativi di merce si intendono fatti con riferimento al catalogo vigente. I prodotti ed i prezzi riportati sono da considerarsi comunque indicativi. E' facoltà di RM di modificare le caratteristiche tecniche dei prodotti indicati e di rivedere i prezzi.

2. Prezzo

- 2.1 Il prezzo, le modalità e i termini di pagamento sono quelli indicati nella CdO o in fattura e sono vincolanti per l'Acquirente.
- 2.2 In nessun caso l'Acquirente potrà ritardare, ridurre o sospendere il pagamento. In caso di mancato o parziale pagamento, l'Acquirente sarà considerato in mora senza necessità di formale diffida e saranno applicabili gli interessi legali di mora ai sensi degli articoli 2 lettera e), 4 e 5 del D.Lgs. 9 Ottobre 2002 n. 231.
- 2.3 È sempre salva la facoltà per RM di sospendere l'esecuzione di ordini, qualora l'Acquirente non abbia regolarmente adempiuto ai pagamenti relativi a precedenti ordinativi ovvero abbia dimostrato di non essere in grado di adempiere al proprio pagamento. In tale caso, l'ordine potrà essere eseguito soltanto a fronte di un pagamento anticipato ovvero a seguito di presentazione di idonea garanzia di gradimento di RM.
- 2.4 Nel caso di aumenti del prezzo della merce in corso d'opera superiori al 5% del prezzo indicato in catalogo, tali diversi importi saranno comunicati da RM all'Acquirente. Tali diversi importi sono vincolanti per l'Acquirente, fatto salvo, in questo caso, il suo diritto di rinunciare all'acquisto della merce, senza che l'Acquirente possa avanzare pretese di danni nei confronti di RM.

3. Trasporto

- 3.1 Salvo diversamente previsto nel Contratto di Vendita, i prodotti saranno consegnati al cliente in conformità alla Regola Incoterms 2020, Ex-Works (EXW) o FCA – stabilimento del Venditore.

4. Consegna

- 4.1 I termini di consegna sono da intendersi indicativi e non sono vincolanti per la Società e l'eventuale ritardo non potrà in alcun modo dare diritto all'Acquirente di recedere dal contratto, annullare l'ordine, sospendere, ridurre o ritardare il pagamento del prezzo, o pretendere il pagamento di danni, di qualunque natura, anche in forma di interessi moratori.
- 4.2 In ogni caso, i termini di consegna decorrono esclusivamente dalla data della CdO. Sono inefficaci eventuali termini riportati nell'ordine.
- 4.3 Qualora l'Acquirente necessitasse di specifici termini di consegna, questi dovranno preventivamente essere concordati e per essere efficaci dovranno inoltre essere confermati per iscritto nella CdO. In ogni caso, è fatto salvo il caso della forza maggiore, con ciò intendendosi, a titolo puramente esplicativo ma non esaustivo, casi di scioperi anche dei vettori, guerre, epidemie, catastrofi, atti terroristici, incidenti, chiusura delle frontiere o impedimento per ordine dell'Autorità.
- 4.4 Nel caso in cui la consegna diventi impossibile o particolarmente gravosa, RM si riserva il diritto di annullare l'ordine senza che l'Acquirente possa avanzare richiesta di danni.

5. Riserva di Proprietà

- 5.1 RM si riserva il diritto di proprietà sulla merce sino a quando saranno interamente pagati tutti gli importi relativi al prezzo della merce ed al trasporto, ivi incluse a titolo esemplificativo ma non esaustivo le spese di imballaggio e di dogana, quest'ultime se applicabili.
- 5.2 In caso di risoluzione del contratto per inadempimento dell'Acquirente, gli acconti pagati resteranno acquisiti a RM a titolo d'indennità.

6. Reclami

- 6.1 Eventuali reclami per difetti della merce dovranno essere comunicati entro dieci giorni dal ricevimento della stessa.
- 6.2 Gli eventuali reclami non danno diritto all'Acquirente di sospendere o ritardare il pagamento nei termini indicati.
- 6.3 Nel caso in cui l'Acquirente richieda la compatibilità della merce per un uso particolare, tale richiesta dovrà avvenire con l'ordine e avrà valore solo se confermata specificatamente per iscritto nella CdO.

7. Garanzia sistemi a pressare

- 7.1 Per quanto concerne la garanzia dei sistemi a pressare, fanno fede le condizioni ed i termini esposti sul Manuale Tecnico Sistemi a Pressare di Raccorderie Metalliche S.p.A.

8. Lingua, Controversie, Legge applicabile

- 8.1 Eventuali altre traduzioni delle CGV sono da intendersi di mera cortesia e non superano quella italiana, la quale è la sola che fa fede.
- 8.2 In caso di controversie è competente in via esclusiva il Tribunale del luogo dove ha sede la Società.
- 8.3 Per quanto non previsto dalle presenti CGV, i rapporti di vendita tra RM e gli Acquirenti saranno regolati dalla legge italiana.

General Conditions of Sale

Below you can find our General Conditions of Sale (hereinafter, the "GCS") that shall apply to all sale relationships between Raccorderie Metalliche S.p.A. (hereinafter, "RM" or the "Company") and subjects who place their orders, either directly or through their agents, with the latter (hereinafter, the "Purchasers" or, individually, the "Purchaser").

All GCS (including the recitals) are therefore acknowledged and accepted by the Purchasers, without reservation, on the date of the order placement to RM; in case of existing Purchaser's conditions, the GCS will prevail.

The GCS shall apply to all sale relationships, unless otherwise agreed upon between RM and the Purchasers.

To interpret and execute the orders, the parties shall moreover refer to the provisions provided for by Incoterms 2020.

1. Orders

- 1.1 Our offers shall be considered as binding only in case of regular order confirmation in written form (hereinafter, the "OC") sent by RM to the Purchaser.
- 1.2 The orders sent to RM shall be considered to be binding only in case a written OC is sent to the Purchaser.
- 1.3 RM is entitled to require further information before accepting an order, as well as to decline the latter, at its sole discretion.
- 1.4 The orders shall refer to RM's catalogue being in force from time to time. Anyway, both the products and the prices are indicative. RM reserves the right to modify the technical features of the products and readjust the prices.

2. Price

- 2.1 Price, payment method and conditions being indicated in the OC are binding on the Purchaser.
- 2.2 Under no circumstances, the Purchaser may delay, reduce or cease payments. In case of partial or total non payment, the Purchaser will be considered to be in arrears, with no need to send him formal injunction, and in this case interest of arrears will be applied according to articles 2 letter e), 4 and 5 of the Decree Law N° 231, dated 9th October 2002.
- 2.3 RM reserves the right to stop the execution of orders, in the event the Purchaser has not fulfilled payment relating to preceding orders, i.e. has proven not to be in a position to fulfil its payment. In such a case, the orders will only be executed against a payment in advance and after RM sends its consent to the Purchaser.
- 2.4 In case of price increase regarding goods belonging to orders in progress and exceeding 5 % of the price contained in the catalogue, RM will inform the Purchaser about the relevant different amounts. The latter will be binding on the Purchaser, who has anyway the right to refuse to purchase the goods but not the right to put forward claims against RM.

3. Transport

- 3.1 Unless otherwise provided in the Sales Contract, the products will be delivered to the customer according to the Incoterms 2020, Ex-Works (EXW) or FCA – Supplier's company.

4. Delivery

- 4.1 The delivery time is indicative and not binding on the Company and a possible delay does not entitle the Purchaser to back out of a contract, cancel an order, cease, reduce, delay a payment of the price, nor claim for any damages and/or interest of arrears.
- 4.2 In any case, the delivery time starts on the date of the OC. Possible different terms contained in the orders will be considered null and void.
- 4.3 In case the Purchaser requires a specific delivery time, the latter shall preliminarily be agreed and written in the OC to confirm its validity. In any case, the foregoing is without prejudice to force majeure including, but not limited to strike (even forwarders' strike), war, epidemics, disasters, terrorist attacks, accidents, closed borders, authority vetoes.
- 4.4 In the event it is impossible or very difficult to deliver, RM reserves the right to cancel the order and the Purchaser is not entitled to put forward claims against RM.

5. Retention of Title

- 5.1 RM reserves its property right concerning the goods, until all amounts relating to the price of the goods and the freight including, but not limited to packing & customs charges (if applicable).
- 5.2 In case of contract termination due to the Purchaser's breach, possible down payments shall remain acquired by RM as indemnity.

6. Complaints

- 6.1 Possible complaints regarding defects of the goods shall be notified within ten days from the receiving of the latter by the Purchaser.
- 6.2 Possible complaints do not entitle the Purchaser to stop or delay the payment of the goods, which has to be issued within the scheduled time.
- 6.3 In case the Purchaser requires the goods to be conformed to a special purpose, the relevant request shall be made with the order and it shall be valid only in case it has been specifically confirmed in writing in the OC.

7. Warranty of press systems.

- 7.1 Concerning the warranty of press systems, the terms and conditions indicated in Press Systems Technical Manual of Raccorderie Metalliche S.p.A. shall apply.

8. Language, Disputes, Applicable Law

- 8.1 Any possible translation other than the present GCS one shall be intended as mere favour and shall not prevail over the Italian text, which is the only applicable text.
- 8.2 All possible disputes shall be subject to the exclusive jurisdiction of the court of the place in which the Company has its registered office.
- 8.3 For any aspect not provided for by the present GCS, the sales relationships between RM and the Purchasers shall be ruled by the Italian law.

Allgemeine Geschäftsbedingungen

Nachfolgend werden die Allgemeinen Geschäftsbedingungen aufgeführt, die auf alle Verkaufsbeziehungen zwischen Raccorderie Metalliche S.p.A. ("RM" oder die "Gesellschaft") und Personen, die direkt oder durch einen Vertreter eine Bestellung aufgeben (im Folgenden "Käufer") anwendbar sind. Sämtliche AGB, einschließlich der vorliegenden Vorbemerkungen, verstehen sich vorbehaltlos als von den Käufern verstanden und akzeptiert durch die Bestellerteilung an RM, wobei etwaige verfasste allgemeine Geschäftsbedingungen des Käufers keine Bedeutung haben. Die AGB finden Anwendung in den Verkaufsbeziehungen, weil sie nicht von bestimmten Vertragsvereinbarungen zwischen RM und den Käufern abweichen. In der Beurteilung und Ausführung der Bestellungen wird außerdem auf die von Incoterms Ausgabe 2020 vorgesehenen Klauseln Bezug genommen.

1. Bestellungen

- 1.1 Unsere Bestellungen sind als bindend zu betrachten nur bei Vorliegen einer regulären schriftlichen Auftragsbestätigung ("AB"), die dem Käufer durch RM zugestellt wird.
- 1.2 Die an RM angefragten Bestellungen sind bis zur schriftlichen AB nicht bindend.
- 1.3. RM steht es frei, vor der Bestellannahme weitere Auskünfte einzuholen oder die Bestellung nach eigenem Ermessen abzulehnen.
- 1.4 Die Warenbestellungen verstehen sich in Bezug auf den gültigen Katalog. Die angegebenen Produkte und Preise sind als maßgebend zu verstehen. RM behält sich das Recht vor, Änderungen an den technischen Eigenschaften der Produkte vorzunehmen und die Preise anzupassen.

2. Preis

- 2.1 Preis, Zahlungsbedingungen und Zahlungsfristen sind in der Auftragsbestätigung angegeben und sind bindend für den Käufer.
- 2.2. In keinem Fall darf der Käufer die Zahlung verzögern, mindern oder aufheben. Bei Nichtzahlung oder teilweiser Zahlung befindet sich der Käufer in Verzug, ohne dass es einer formellen Benachrichtigung bedarf, und es werden Verzugszinsen gemäß des italienischen Gesetzesdekrets Nr. 231, Art. 2 Satz 4 und 5 vom 9. Oktober 2002 angerechnet. Weiterhin behält sich RM das Recht vor, die Ausführung von Bestellungen aufzuheben, wenn der Käufer nicht ordnungsgemäß Zahlungen für vorherige Bestellungen vorgenommen hat oder anderweitig bewiesen hat, zahlungsunfähig zu sein. In diesem Fall kann die Bestellung nur bei vorzeitiger Zahlung oder bei Vorliegen entsprechender Vertrauensgarantie durch RM ausgeführt werden.
- 2.4 Im Falle von Preiserhöhung über 5% im Vergleich zum Katalogpreis bei Waren in Bearbeitung, wird RM die entsprechenden Beträge dem Käufer mitteilen. Diese abweichenden Beträge sind für den Käufer bindend, unberührt seines Rechts, in diesem Fall auf den Kauf der Ware zu verzichten, ohne dass der Käufer Schadensersatz gegenüber RM fordern kann.

3. Transport

- 3.1 Sofern im Kaufvertrag nichts anderes vereinbart wurde, werden die Produkte gemäß den Incoterms 2020, Ex-Works (EXW) oder FCA - Werk des Verkäufers an den Kunden geliefert.

4. Lieferung

- 4.1 Die Lieferzeiten sind nicht verbindlich und nicht bindend für die Gesellschaft. Eine eventuelle Verspätung berechtigt den Käufer in keiner Weise vom Vertrag zurück zu treten, die Bestellung zu annullieren, die Zahlung einzustellen, zu mindern oder zu verzögern, oder Schadensersatz jeglicher Art zu fordern, einschließlich der Verzugszinsen.
- 4.2 In jedem Fall richten sich die Lieferzeiten ausschließlich nach dem Datum der AB. Eventuelle in der Bestellung angegebene Fristen sind unwirksam.
- 4.3. Falls der Käufer bestimmte Lieferzeiten benötigt, müssen diese im Voraus vereinbart werden und für ihre Wirksamkeit müssen sie außerdem schriftlich in der AB bestätigt werden. Jedenfalls bleiben die Fälle höherer Gewalt unberührt, darunter, als Erläuterung aber keinesfalls vollständig, Fälle von Streik, einschließlich der Beförderungsunternehmen, Kriege, Epidemien, Katastrophen, Terroranschläge, Grenzschließungen oder Verhinderung durch behördliche Anweisung.
- 4.4. für den Fall, dass die Lieferung unmöglich oder besonders belastend wird, behält sich RM das Recht vor, die Bestellung zu annullieren, ohne dass der Käufer Schadensersatz fordern kann.

5. Eigentumsvorbehalt

- 5.1 RM behält sich das Recht des Eigentums an der Ware bis zur vollständigen Zahlung aller Beträge bezüglich des Warenpreises und des Transports vor, einschließlich – als Erläuterung aber keinesfalls vollständig – Verpackungs- und Zollkosten, falls anwendbar.
- 5.2 Im Falle der Vertragsauflösung wegen Nichterfüllung durch den Käufer werden bereits geleistete Anzahlungen an RM als Entschädigung erworben gelten.

6. Beanstandungen

- 6.1 Eventuelle Beanstandungen wegen fehlerhafter Ware müssen innerhalb einer Frist von zehn Tagen ab Warenerhalt mitgeteilt werden.
- 6.2 Eventuelle Beanstandungen berechtigen nicht den Käufer, die Zahlung innerhalb der genannten Frist einzustellen oder zu verzögern.
- 6.3 Falls der Käufer die Kompatibilität der Ware für eine bestimmte Verwendung verlangt, muss dies Anfrage mit der Bestellung erfolgen und sie wird nur durch schriftliche Bestätigung in der AB wirksam.

7. Gewährleistung Drucksysteme.

- 7.1 Bezüglich der Gewährleistung der Drucksysteme, sind die im Technischen Handbuch Drucksysteme von Metalliche S.p.A. angegebenen Bedingungen und Fristen verbindlich.

8. Sprache, Streitigkeiten, anwendbares Recht

- 8.1 Eventuelle Übersetzungen der AGB sind als reine Dienstleistung zu sehen und stehen nicht über die italienische Version, die ausschließlich gültig ist.
- 8.2 Bei Streitigkeiten ist ausschließlich das Gericht zuständig, in dessen Bezirk die Gesellschaft ihren Sitz hat.
- 8.3 Falls nicht durch die vorliegenden AGB abgedeckt, werden die Kaufbeziehungen zwischen RM und Käufer durch italienisches Recht geregelt.

Conditions Générales de Vente

Ci-Après les Conditions Générales de Vente ("CGV") applicables à tous les rapports de vente entre Raccorderie Metalliche S.p.A. ("RM" ou la "Société") et les sujets qui effectuent, directement ou par l'intermédiaire d'un agent, un ordre de marchandise (les "Acheteurs" ou, individuellement, l'"Acheteur"). Toutes les CGV, y compris ces prémisses, s'entendent par conséquent, connues et acceptées par les Acheteurs, sans aucune réserve, avec l'attribution de l'ordre à RM, si les éventuelles conditions de vente prédisposées par l'Acheteur ne sont pas en contradiction. Les CGV s'appliquent aux rapports de vente dans la mesure où elles ne dérogent pas d'accords contractuels spécifiques entre RM et les Acheteurs. Pour l'interprétation et l'exécution des commandes, il faudra en outre faire référence aux clauses prévues par les conditions internationales de vente Incoterms édition 2020.

1. Commandes

- 1.1 Nos offres doivent être considérées liantes uniquement vis-à-vis d'une confirmation régulière d'une commande écrite ("CdC") envoyée à l'Acheteur par RM.
- 1.2 Les commandes requises à RM ne sont liantes qu'après la rédaction de la CdC.
- 1.3 RM est en droit de demander des précisions supplémentaires avant d'accepter la commande ou de la refuser à son jugement sans appel.
- 1.4 Les commandes de marchandise s'entendent comme passées sur la base du catalogue en vigueur. Les produits et les prix indiqués doivent dans tous les cas être considérés comme indicatifs. RM est en droit de modifier les caractéristiques techniques des produits indiqués et de revoir les prix.

2. Prix

- 2.1 Le prix, les modalités et les délais de paiement sont ceux indiqués dans la CdC ou dans la facture et sont liants pour l'Acheteur.
- 2.2 En aucun cas l'Acheteur ne pourra retarder, réduire ou suspendre le paiement. En cas de non-paiement ou de paiement partiel, l'Acheteur sera considéré en demeure sans obligation d'une mise en demeure formelle et des intérêts légaux pour retard de paiement s'appliqueront, conformément aux articles 2 point e), 4 et 5 du décret législatif du 9 octobre 2002 n° 231.
- 2.3 RM a toujours le droit de suspendre l'exécution de la commande dans le cas où l'acheteur n'a pas effectué les paiements relatifs aux commandes précédentes ou s'il a démontré être incapable d'effectuer le paiement. Dans ce cas, la commande pourra être effectuée uniquement contre un paiement anticipé après la présentation d'une garantie de complaisance de RM.
- 2.4 En cas d'augmentations du prix de la marchandise en cours de production supérieures à 5 % du prix indiqué dans le catalogue, ces montants différents seront communiqués à l'Acheteur par RM. Ces différents montants liants pour l'Acheteur, sous réserve, dans ce cas d'exercer son droit de renoncer à l'achat de la marchandise sans que l'Acheteur puisse prétendre des dommages et intérêts vis à vis de RM.

3. Transport

- 3.1 Sauf disposition contraire dans le contrat de vente, les produits seront livrés au client conformément à la réglementation Incoterms 2020, Ex-Works (EXW) ou FCA – à l'adresse du vendeur.

4. Livraison

- 4.1 Les délais de livraison sont indicatifs et non contraignants pour la Société et tout retard éventuel ne peut en aucune façon permettre à l'acheteur de résilier le contrat, annuler la commande, suspendre, réduire ou retarder le paiement du montant, ou exiger le paiement de dommages de toute nature, de quelque nature que ce soit, même sous la forme d'intérêts moratoires.
- 4.2 Dans tous les cas, les délais de livraison commencent à courir exclusivement à la date de la CdC. Les éventuels délais reportés dans la commande ne sont pas pris en compte.
- 4.3 Dans le cas où l'Acheteur aurait besoin de délais de livraison spécifiques, ceux-ci devront préalablement être fixés et pour qu'ils deviennent effectifs, ils devront être confirmés par écrit dans la CdC. Dans tous les cas, exception est faite en cas de force majeure, c'est à dire à titre purement explicatif, mais sans s'y limiter, les cas de grève, également des transporteurs, les guerres, les épidémies, les catastrophes, les actes de terrorisme, les accidents, la fermeture des frontières ou tout empêchement sur l'ordre des Autorités.
- 4.4 Dans le cas où la livraison devient impossible ou particulièrement excessive, RM se réserve le droit d'annuler la commande sans que l'Acheteur puisse réclamer des dommages et intérêts.

5. Réserve de propriété

- 5.1 RM se réserve le droit de propriété sur la marchandise jusqu'à ce que soient payés tous les montants relatifs au prix de la marchandise et au transport, y compris, à titre d'exemple mais sans s'y limiter, les frais de conditionnement et de douane, si ces derniers sont applicables.
- 5.2 En cas de résiliation du contrat par non-exécution de l'Acheteur, les acomptes payés resteront acquis à RM à titre d'indemnisation.

6. Réclamations

- 6.1 Les éventuelles réclamations pour défauts de la marchandise devront être communiquées dans les dix jours à compter de la réception de celle-ci.
- 6.2 Les éventuelles réclamations n'autorisent pas l'Acheteur à suspendre ou retarder le paiement dans les délais indiqués.
- 6.3 Dans le cas où l'Acheteur requiert la compatibilité de la marchandise pour un usage particulier, cette demande devra parvenir avec la commande et sera effective uniquement si spécifiquement confirmée par écrit dans la CdC.

7. Garantie systèmes à sertir

- 7.1 En ce qui concerne la garantie des systèmes à sertir, font foi les termes et les conditions exposés dans le Manuel Technique des Systèmes à Presser de Raccorderie Metalliche S.p.A.

8. Langue, Litige, Juridiction

- 8.1 Les éventuelles traductions des CGV ne sont fournies que pour des raisons de commodité mais l'Italien est la seule langue faisant foi.
- 8.2 En cas de litige, seul le Tribunal du lieu où la Société à son siège, est compétent.
- 8.3 Pour tout ce qui n'est pas prévu par les présentes CGV, les rapports de vente entre RM et les Acheteurs seront régis par la loi italienne.

Condiciones Generales de Venta

A continuación encontrará las Condiciones Generales de Venta ("CGV") que se aplican a todas las ventas entre Raccorderie Metalliche S.p.A. (en adelante "RM" o la "Sociedad") y los sujetos que efectúan, directa o indirectamente a través de un agente, un pedido de productos (los "Compradores" o, de manera individual, el "Comprador"). Todas las CGV, incluso esta introducción, se entienden por lo tanto conocidas y aceptadas por los Compradores, sin reserva alguna, al otorgar a RM el pedido, y prevalecen ante posibles condiciones generales redactadas por el Comprador. Las CGV se aplican a las relaciones de venta, siempre que no hayan sido derogadas por acuerdos contractuales específicos entre RM y los Compradores. Para interpretar y ejecutar los pedidos se tomarán además como referencia las cláusulas previstas por los Incoterms edición de 2020.

1. Pedidos

- 1.1 Nuestras ofertas se considerarán vinculantes únicamente en el caso de confirmación escrita del pedido ("CdP") enviada por RM al Comprador.
- 1.2 Los pedidos efectuados a RM no son vinculantes si no existe la confirmación del pedido ("CdP") escrita.
- 1.3 RM tiene la facultad para solicitar ulteriores aclaraciones antes de aceptar el pedido o incluso para rechazarlo, en cuyo caso, su decisión es inapelable.
- 1.4 Los pedidos de mercancía se entienden efectuados según el catálogo vigente. Los productos y los precios que allí aparecen deben considerarse indicativos. RM tiene la facultad de modificar las características técnicas de los productos indicados y de rectificar los precios.

2. Precio

- 2.1 El precio, las formas y los plazos de pago son los que se indican en la CdP o en la factura y son vinculantes para el Comprador.
- 2.2 En ningún caso el Comprador podrá retrasar, reducir o suspender el pago. En caso de pago parcial o pago no efectuado, el Comprador será considerado moroso sin necesidad de intimación formal y se le aplicarán los intereses por mora de conformidad con los artículos 2 letra e), 4 y 5 del Decreto Legislativo del 9 de octubre de 2002 n. 231.
- 2.3 RM se reserva siempre la facultad de suspender la ejecución de los pedidos, en caso de que el Comprador no haya cumplido con los pagos de pedidos anteriores o haya demostrado que no puede realizar los mismos. En este caso, se podrá dar curso al pedido solo si se efectúa el pago anticipado o se presenta una garantía adecuada que cuente con el beneplácito de RM.
- 2.4 Si durante el proceso de venta, se produjeran aumentos de precio de la mercancía superiores al 5% del precio indicado en el catálogo, los nuevos importes serán comunicados por RM al Comprador. Dichos importes serán vinculantes para el Comprador, sin perjuicio, en este caso, de su derecho a renunciar a la compra de la mercancía, sin que por este motivo pueda exigir ninguna indemnización por parte de RM.

3. Transporte

- 3.1 A menos que se estipule lo contrario en el Contrato de venta, los productos se entregarán al cliente de acuerdo con los Incoterms 2020, Ex-Works (EXW) o FCA – establecimiento del vendedor.

4. Entrega

- 4.1 Los plazos de entrega son indicativos y no son vinculantes para la Sociedad y en ningún caso el eventual retraso podrá dar derecho al Comprador para rescindir el contrato, anular el pedido, suspender, reducir o retrasar el pago del precio, así como tampoco pretender una indemnización por daños de cualquier tipo, incluso bajo forma de intereses moratorios.
- 4.2 De cualquier forma, los plazos de entrega se cuentan exclusivamente a partir de la fecha de la CdP. No tendrán validez los plazos indicados en el pedido.
- 4.3 En caso de que el Comprador necesitara determinados plazos de entrega, los mismos tendrán que pactarse previamente y para que tengan validez deberán ser confirmados por escrito en la CdP, sin perjuicio de los casos de fuerza mayor, bajo cuyo nombre se entienden, a modo de ejemplo no exhaustivo, huelgas incluso de los transportistas, guerras, epidemias, catástrofes, actos terroristas, accidentes, cierre de fronteras o impedimento por orden de las autoridades.
- 4.4 En caso de que la entrega sea imposible o muy difícil y costosa, RM se reserva el derecho de anular el pedido sin que el Comprador pueda exigir ningún tipo de indemnización por daños y perjuicios.

5. Reserva de Propiedad

- 5.1 RM se reserva el derecho de propiedad de la mercancía hasta cuando no hayan sido pagados totalmente todos los importes correspondientes al precio de la misma y al transporte, incluso a modo de ejemplo no exhaustivo los gastos de embalaje y de aduana, estos últimos siempre que correspondan.
- 5.2 En caso de rescisión del contrato por incumplimiento del Comprador, los pagos a cuenta que haya percibido RM serán retenidos por RM a título de indemnización.

6. Reclamaciones

- 6.1 Las eventuales reclamaciones por defectos de la mercancía tendrán que ser comunicadas dentro de un plazo de diez días a partir de la fecha de recepción de la misma.
- 6.2 Las eventuales reclamaciones no dan derecho al Comprador para que suspenda o retrase el pago dentro de los plazos estipulados.
- 6.3 En el caso de que el Comprador requiera la compatibilidad de la mercancía para un uso especial, dicha solicitud se deberá hacer en el pedido y tendrá valor sólo si se confirma por escrito y explícitamente en la CdP.

7. Garantía de sistemas de prensado.

- 7.1 Por lo que se refiere a la garantía de los sistemas de prensado, tienen validez las condiciones y los términos expuestos en el Manual Técnico de Sistemas de Prensado de Raccorderie Metalliche S.p.A.

8. Lengua, Litigios, Ley aplicable

- 8.1 Las posibles traducciones de las CDV deben entenderse como traducciones de cortesía, que no prevalecen ante el texto en italiano que es el único que da fe.
- 8.2 En caso de litigios es competente en vía exclusiva el Tribunal del lugar en el que tiene su sede la Sociedad.
- 8.3 Todos los aspectos no previstos en estas CGV y relacionados con las relaciones de venta entre RM y los Compradores estarán regulados por la ley italiana.

Indice analitico / Index

(Codice articolo/item code -> pagina/page)

089100316	346	11502230N	275, 210	116018030	223, 31	132112102	350	146304304	353	156600304	508, 380
089102316	346	11502230R	211	116018200	222, 108, 77	132112114	350	146308104	353	156600316	509, 381, 34
089102316P	346	11502230V	276, 211		29	132112304	350	146308308	353	156600316G	510, 382, 313, 34
089104316	346	11502231G	210	116018203	30	132114100	350	155054304	507, 379		
089108316	346	11502830GH	276	116018300	222, 108, 97	132114102	350	155100304	507, 379	156800304	508, 380
089112316	346	11502830N	275, 210		77, 30	132114304	350	155102304	507, 379	157027000	511, 383
089114316	346	11502830R	211	116022030	223, 31	132200100	350	155112304	507, 379	157030000	511, 383
089200316	346	11502830V	276, 211	116022200	222, 108, 77	132200102	350	15514304	507, 379	157032000	512, 384
089300316	346	11502831G	210		29	132200112	350	155200304	507, 379	157041000	512, 384
089308316	346	11503530GH	276	116022203	30	132200114	350	155212304	507, 379	157041001	513, 385
090100316	347	11503530N	275, 210	116022300	222, 108, 97	132200304	350	155300304	507, 379	158212045	516, 388
090102316	347	11503530R	211		77, 30	132304102	350	155304304	507, 379	158212090	516, 388
090104316	347	11503530V	276, 211	116028030	223, 31	132308104	350	155308304	507, 379	158215008	516, 388
090108316	347	11503532G	210	116028200	222, 108, 77	140100102	350	155312304	507, 379	158215010	516, 388
090112316	347	11504240N	210		29	140100304	350	155400304	507, 379	158216008	516, 388
090114316	347	11504240R	211	116028203	30	140102308	350	155500304	507, 379	158216008K	507, 379
090200316	347	11504240V	211	116028300	222, 108, 97	140108104	350	155600304	507, 379	158216010	516, 388
090212316	347	11504241G	210		77, 30	140112100	350	155800304	507, 379	158216010K	507, 379
090300316	347	11504242GH	276	116035030	223, 31	140112114	350	156015304	508, 380	158218008	517, 389
090304316	347	11504250N	275	116035200	222, 108, 77	140114100	350		224, 33	158218010	517, 389
090308316	347	11504250V	276		29	140114102	350	1560200316	509, 381	158219008	516, 388
090400316	347	11505430N	275	116035203	30	140114304	350	156054304	508, 380	158219010	516, 388
091102045	347	11505440GH	276	116035300	222, 108, 97	140200100	350		224, 33	158220008	517, 389
091102090	347	11505440N	210		77, 30	140200112	350	156054316	509, 381	158220010	517, 389
092100316	348	11505440R	211	116042030	223, 31	140200114	350	156054316G	510, 382	158263008	517, 389
092102316	348	11505440V	276, 211	116042200	222, 108, 77	140304102	350	156070316	509, 381	158263010	517, 389
092104316	348	11505441G	210		29	140308104	350	156070316G	510, 382	158264008	517, 389
092108316	348	11507670GM	210	116042203	30	141100102	351	156100304	508, 380	158264010	517, 389
092112316	348	11507770NM	210	116042300	222, 108, 97	141100304	351		224, 33	1590038304	518, 390
092114316	348	11507770R	211		77, 30	141102104	351	156100304G	508, 380	1590054304	518, 390
092200316	348	11507770VM	211	116054030	223, 31	141102308	351		224, 175, 33	1590065304	518, 390
092212316	348	11508870GM	210	116054200	222, 108, 77	141104108	351	156100316	509, 381	1590070304	518, 390
092300316	348	11509070NM	210		29	141112100	351	156100316G	510, 382	1590084304	518, 390
092304316	348	11509070R	211	116054203	30	141112102	351	156102304	508, 380	1590104304	518, 390
092308316	348	11509070VM	211	116054300	222, 108, 97	141112114	351		224, 33	1590129304	518, 390
092400316	348	11510809GM	210		77, 30	141112304	351	156102304G	508, 380	1590154304	518, 390
101000001	541	11510909NM	210	116076007	208	141114100	351		224, 175, 33	1590204304	518, 390
103100001	535	11510909VM	211	116076200	77, 29	141114102	351	156102316	509, 381	1590254304	518, 390
103100002	535	11510990R	211	116076203	30	141114304	351	156102316G	510, 382	1590304304	518, 390
103100121	535	115139100N	210	116076300	77, 30	141200100	351	156108304	508, 380, 33	1590354304	518, 390
103100122	535	115139100V	211	116088007	208	141200112	351	156108316	509, 381	1591000304	518, 390
103100141	535	115168100N	210	116088200	77, 29	141200114	351	156108316G	510, 382, 175,	159100304	518, 390
103100142	535	115168100V	211	116088203	30	141212100	351		33	159102304	518, 390
103100181	535	115183051E	277, 212	116088300	77, 30	141212112	351	156112304	508, 380	159112304	518, 390
103100182	535	115183051F	277, 213	116108007	208	141212114	351	156112304G	508, 380, 313,	159114304	518, 390
103100341	535	115183054E	277, 212	116108200	77, 29	141212200	351		224, 175, 33	159200304	518, 390
103100342	535	115183054F	277, 213	116108203	30	141300200	351	156112316	509, 381	159212304	518, 390
103100381	535	115183112E	277, 212	116108300	77, 30	141300212	351	156112316G	510, 382	159300304	518, 390
103100382	535	115183112F	277, 213	116139200	29	141304102	351	156114304	508, 380	159304304	518, 390
104102000	540	115183112H	212	116139260	29	141304104	351		224, 33	159308304	518, 390
104102001	540	115183134E	277, 212	116168200	29	141304308	351	156114304G	508, 380, 313,	159400304	518, 390
104102141	540	115183134F	277, 213	116168260	29	141308104	351		224, 175, 33	159500304	518, 390
104102181	540	115183154E	212	120234000K	524	141308108	351	156114316	509, 381	159600304	518, 390
104102381	540	115183154F	213	120234235K	524, 525	141400200	351	156114316G	510, 382	159800304	518, 390
104304000	540	115183200E	277, 212	120235000K	525	141400212	351	156125316	509, 381	168100316	354
104308000	540	115183200F	277, 213	120236004K	521	141400300	351	156125316G	510, 382	168102316	354
105100102	537	115183200H	212	121100316	348	145100102	352	156150304G	508, 380	168104316	354
105100102V	537	115183242E	277, 212	121102316	348	145100304	352		224, 175, 33	168108316	354
105100102Z	538	115183242F	213	121104316	348	145102104	352	156160316	509, 381	168112316	354
105100308	537	115183254E	277, 212	121108316	348	145102308	352	156160316G	510, 382	168114316	354
105100308T	537	115183254F	213	121112316	348	145104108	352	156200304	508, 380	168200316	354
105102000	539	115183540E	277, 212	121114316	348	145112100	352	156200304G	508, 380	168212316	354
105114102	538	115183540F	277, 213	121200316	348	145112114	352	156200316	509, 381	168300316	354
105114308	538	115683100E	277, 212	121212316	348	145112304	352	156200316G	510, 382	168304316	354
10610012MS	539	115683100F	277, 213	121300316	348	145114100	352	156212304	508, 380, 33	168308316	354
10610038MS	539	115683100H	212	121304316	348	145114102	352	156212304G	508, 380, 313,	168400316	354
109100001	536	115683102E	277, 212	121308316	348	145114304	352		175, 33	171076035	67
109100002	536	115683102F	277, 213	121400316	348	145200100	352	156212316	509, 381	171088042	67
109100121	536	115683102H	212	122100316	349	145200112	352	156212316G	510, 382	171108054	67
109100122	536	115683112E	277, 212	122102316	349	145200114	352	156300304	508, 380, 33	171141337	319
109100141	536	115683114E	277, 212	122104316	349	145212100	352	156300304G	508, 380, 313,	174114424	319
109100142	536	115683114F	277, 213	122108316	349	145212112	352		175, 33	174114483	319
109100341	536	115683114H	212	122112316	349	145212114	352	156300316	509, 381	174114603	319
109100342	536	115683134E	212	122114316	349	145212200	352	156300316G	510, 382	174114761	319
109100381	536	115683304E	277, 212	122200316	349	145300200	352	156304304	508, 380	174114889	319
109100382	536	115683304F	277, 213	122212316	349	145300212	352		224, 33	174139101	319
114015200	109, 32	115683304H	212	122300316	349	145304102	352	156304304G	508, 380,	174139114	320
114018200	109, 32	116000000	206	122304316	349	145304104	352		224, 175, 33	174139603	319
114022200	109, 32	116000003	206	122308316	349	145304308	352	156304316	509, 381	174139761	319
114028200	109, 32	116000006	208	122400316	349	145308104	352	156304316G	510, 382	174139889	319
114035200	109, 32	116000011	206	131100316	349	145308108	352	156308304	508, 380	174168114	320
114042200	109, 32	116000012	206	131102316	349	145400200	352		224, 33	174168139	320
114054200	109, 32	116000016	208	131104316	349	145400212	352	156308304G	508, 380,	174168603	320
114076200	119, 32										

174424213	319	178028316	116,60	181022901CST	111	181054901	39	182054000U	229	183028003U	233
174424269	319	179015000	241,60	181022901CST	226	181054901G	79	182076000U	43	183028012G	48
174424337	319	179015001	66	181028150	35	181054901HT	99	182076000G	81	183028012G	85
174483213	319	179018000	241,60	181028151	35	181054901ST	111	182076000NW	120	183028012U	233
174483269	319	179018001	66	181028300	36	181054901U	226	182088000	43	183028022	48
174483337	319	179022000	241,60	181028301	36	181076150C	35	182088000G	81	183028100GD	93
174483424	319	179022001	66	181028450C	37	181076151C	35	182088000NW	120	183028708GDA	93
174603213	319	179028000	241,60	181028450CC	78	181076300	36	182108000	43	183035000	47
174603269	319	179028001	66	181028450CCHT	98	181076301	36	182108000G	81	183035000G	84
174603337	319	179035001	66	181028450CST	110	181076450	37	182108000NW	120	183035000HT	101
174603424	319	179042001	66	181028450CU	225	181076450G	78	182139000	43	183035000ST	113
174603483	319	179054001	66	181028451C	37	181076450NW	119	182168000	43	183035000U	232
174761269	319	179076001	66	181028451CG	78	181076451	37	183015000	47	183035001	47
174761337	319	179088001	66	181028451CHT	98	181076451G	78	183015000G	84	183035001G	84
174761424	319	179108001	66	181028451CST	110	181076451NW	119	183015000HT	101	183035001U	232
174761483	319	180100316	354	181028451CU	225	181076600	38	183015000ST	113	183035002	48
174761603	319	180102316	354	181028600	38	181076601	38	183015000U	232	183035002G	85
174889337	319	180104316	354	181028601	38	181076900	39	183015001	47	183035002U	233
174889424	319	180108316	354	181028900	39	181076900G	79	183015001G	84	183035003	49
174889483	319	180112316	354	181028900CG	79	181076900NW	120	183015001U	232	183035003G	85
174889603	319	180114316	354	181028900CCHT	99	181076901	39	183015002	48	183035003HT	102
174889761	319	180200316	354	181028900CST	111	181076901G	79	183015002G	85	183035003ST	114
176114337	321	180212316	354	181028900CU	226	181076901NW	120	183015002U	233	183035003U	233
176114424	321	180300316	354	181028901C	39	181088150C	35	183015003	49	183035012	48
176114483	321	180304316	354	181028901CG	79	181088151C	35	183015003G	85	183035012G	85
176114603	321	180308316	354	181028901CHT	99	181088300	36	183015003HT	102	183035114GD	93
176114761	321	180400316	354	181028901CST	111	181088301	36	183015003ST	114	183042000	47
176114889	321	180151500	35	181028901CU	226	181088450	37	183015003U	233	183042000G	84
176139101	321	18015151	35	181035150	35	181088450G	78	183015012	48	183042000HT	101
176139114	322	180153000	36	181035151	35	181088450NW	119	183015012G	85	183042000ST	113
176139603	321	18015301	36	181035300	36	181088451	37	183015012U	233	183042000U	232
176139761	321	180154500	37	181035301	36	181088451G	78	183015020GD	93	183042001	47
176139889	321	180154500CG	78	181035450	37	181088451NW	119	183015020G	93	183042001G	84
176168114	322	180154500CCHT	98	181035450G	78	181088600	38	183015040GP	93	183042001U	232
176168139	322	180154500CST	110	181035450HT	98	181088601	38	183015708GP	93	183042002	48
176168603	322	180154500CU	225	181035450ST	110	181088900	39	183018000	47	183042002G	85
176168761	322	18015451C	37	181035450U	225	181088900G	79	183018000G	84	183042003	49
176168889	322	18015451CG	78	181035451	37	181088900NW	120	183018000HT	101	183042003G	85
176219114	322	18015451CHT	98	181035451G	78	181088901	39	183018000ST	113	183042003HT	102
176219139	322	18015451CST	110	181035451HT	98	181088901G	79	183018000U	232	183042003ST	114
176219168	322	18015451CU	225	181035451ST	110	181088901NW	120	183018001	47	183042003U	233
176219889	322	180156000	38	181035451U	225	181108150C	35	183018001G	84	183042012	48
176269172	321	18015601	38	181035600	38	181108151C	35	183018001U	232	183042012G	85
176269213	321	180159000	39	181035601	38	181108300	36	183018002	48	183042012U	233
176273139	322	180159000CG	79	181035900	39	181108301	36	183018002G	85	183042022	48
176273168	322	180159000CCHT	99	181035900G	79	181108450	37	183018002U	233	183042022G	85
176273219	322	180159000CST	111	181035900HT	99	181108450G	78	183018003	49	183042212GD	93
176337172	321	180159000CU	226	181035900ST	111	181108450NW	119	183018003G	85	183054000	47
176337213	321	18015901C	39	181035900U	226	181108451	37	183018003HT	102	183054000G	84
176337269	321	18015901CG	79	181035901	39	181108451G	78	183018003ST	114	183054000HT	101
176424213	321	18015901CHT	99	181035901G	79	181108451NW	119	183018003U	233	183054000ST	113
176424269	321	18015901CST	111	181035901HT	99	181108600	38	183018012	48	183054000U	232
176424337	321	18015901CU	226	181035901ST	111	181108601	38	183018012G	85	183054001	47
176483213	321	180181500	35	181035901U	226	181108900	39	183018012U	233	183054001G	84
176483269	321	180183000	36	181042150	35	181108900G	79	183018012GD	93	183054001U	232
176483337	321	180184500	37	181042151	35	181108900NW	120	1830180304GD	93	183054002	48
176483424	321	180184500CG	78	181042300	36	181108901	39	183018304GP	93	183054002G	85
176603213	321	180184500CCHT	98	181042301	36	181108901G	79	183018708GC	94	183054003	49
176603269	321	180184500CST	110	181042450	37	181108901NW	120	183018708GCP	94	183054003G	85
176603337	321	180184500CU	225	181042450G	78	181139450	37	183018708GD	93	183054003HT	102
176603424	321	18018451C	37	181042450HT	98	181139451	37	183018708GP	93	183054003ST	114
176603483	321	18018451CG	78	181042450ST	110	181139900	39	183022000	47	183054003U	233
176761269	321	18018451CHT	98	181042450U	225	181139901	39	183022000G	84	183054012	48
176761337	321	18018451CST	110	181042451	37	181168450	37	183022000HT	101	183054012G	85
176761424	321	18018451CU	225	181042451G	78	181168451	37	183022000ST	113	183054012U	233
176761483	321	180186000	38	181042451HT	98	181168900	39	183022000U	232	183054022	48
176761603	321	18018601	38	181042451ST	110	181168901	39	183022001	47	183054022G	85
176889337	321	180189000	39	181042451U	225	182015000	43	183022001G	84	183054200GD	93
176889424	321	180189000CG	79	181042600	38	182015000G	81	183022001U	232	183076000	47
176889483	321	180189000CCHT	99	181042601	38	182015000HT	100	183022002	48	183076000G	84
176889603	321	180189000CST	111	181042900	39	182015000ST	112	183022002G	85	183076000NW	122
176889761	321	180189000CU	226	181042900G	79	182015000U	229	183022002U	233	183076001	47
177114304	342	18018901C	39	181042900HT	99	182018000	43	183022003	49	183076001G	84
177114316	342	18018901CG	79	181042900ST	111	182018000G	81	183022003G	85	183076001NW	122
177139304	342	18018901CHT	99	181042900U	226	182018000HT	100	183022003HT	102	183076003	49
177139316	342	18018901CST	111	181042901	39	182018000ST	112	183022003ST	114	183076003G	85
177168304	342	18018901CU	226	181042901G	79	182018000U	229	183022003U	233	183076003NW	122
177168316	342	180221500	35	181042901HT	99	182022000	43	183022012	48	183088000	47
177172304	342	18022151	35	181042901ST	111	182022000G	81	183022012G	85	183088000G	84
177172316	342	180223000	36	181042901U	226	182022000HT	100	183022012U	233	183088000NW	122
177213304	342	18022301	36	181054150	35	182022000ST	112	183022304GD	93	183088001	47
177213316	342	180224500	37	181054151	35	182022000U	229	183022304GP	93	183088001G	84
177219304	342	180224500CG	78	181054300	36	182028000	43	183022708GC	94	183088001NW	122
177219316	342	180224500CCHT	98	181054301	36	182028000G	81	183022708GCP	94	183088003	49
177269304	342	180224500CST	110	181054450	37	182028000HT	100	183022708GDA	93	183088003G	85
177269316	342	180224500CU	225	181054450G	78	182028000ST	112	183022708GP	93	183088003NW	122
177337304	342	18022451C	37	181054450HT	98	182028000U	229	183028000	47	183108000	47
177337316	342	18022451CG	78	181054450ST	110	182035000	43	183028000G	84	183108000G	84
177424304	342	18022451CHT	98	181054450U	225	182035000G	81	183028000HT	101	183108000NW	122
177424316	342	18022451CST	110	181054451	37	182035000HT	100	1830280			

184015001U	237	184054000	56	187112035	53	189102028HT	100	190114035G	88	191054042	59
184015002	97	184054001	56	187112035G	87	189102028ST	112	190114035HT	103	191054042G	92
184015002G	50	184054001U	237	187112035U	235	189102028U	229	190114035ST	115	191054042HT	103
184015002I	91	184054002	57	187112042	53	189102035	44	190114035U	236	191054042ST	115
184015002IG	58	184054002G	90	187112042G	87	189102035G	82	190114042	54	191054042U	240
184015002IU	239	184054002I	58	187112042HT	102	189102035U	229	190114042G	88	191076035UNW	123
184015002U	238	184054002IU	239	187112042ST	114	189102042	44	190114042U	236	191076042	59
184015003	57	184054002U	238	187112042U	235	189102042G	82	19011435NPT	54	191076042U	240
184015003G	90	184054003	57	187112054	53	189102042U	229	190200054	54	191076042UNW	123
184015003I	58	184054003G	90	187112054G	87	189102054	44	190200054G	88	191076054	59
184015003IG	91	184054003I	58	187112054U	235	189102054HT	82	190200054HT	103	191076054G	92
184015003IU	239	184054003IU	239	18711242NPT	53	189102054HT	100	190200054ST	115	191076054U	240
184015003U	238	184054003U	238	187114028	53	189102054U	229	190200054U	236	191076054UNW	123
184015012I	58	185000C0NG	92	187114028G	87	189200054	44	190200054NPT	54	191088054	59
184015013I	58	185100122G	86	187114028U	235	189200054G	82	190304015	54	191088054G	92
184018000	56	185100128G	86	187114035	53	189200054HT	100	190304015G	88	191088054U	240
184018001	56	185102015	49	187114035G	87	189200054ST	112	190304015U	236	191088054UNW	123
184018001U	237	185102015G	86	187114035HT	102	189200076	44	190304018	54	191088076	59
184018002	57	185102015U	50	187114035ST	114	189200076G	82	190304018G	88	191088076G	92
184018002G	90	185102015U	234	187114035U	235	189200076NW	121	190304018U	236	191088076NW	123
184018002I	58	185102018	49	187114042	53	189200088	44	190304022	54	191108054	59
184018002IG	91	185102018G	86	187114042G	87	189200088G	82	190304022G	88	191108054G	92
184018002IU	239	185102018M	50	187114042U	235	189200088NW	121	190304022HT	103	191108054U	240
184018002U	238	185102018U	234	18711435NPT	53	189200108	44	190304022ST	115	191108054UNW	123
184018003	57	185102022U	234	187139000R	52	189200108G	82	190304022U	236	191108076	59
184018003G	90	1851020215	50	187168000R	52	189200108NW	121	190304028	54	191108076G	92
184018003I	58	185102115M	51	187200054	53	189200139	44	190304028G	88	191108076NW	123
184018003IG	91	185102118	50	187200054G	87	189200168	44	190304028HT	103	191108088	59
184018003IU	239	185102118M	51	187200054HT	102	189200168G	44	190304028ST	115	191108088G	92
184018003U	238	185102315	51	187200054ST	114	189304018G	82	190304028U	236	191108088NW	123
184018012I	58	185102315U	234	187200054U	235	189304018U	229	19030422NPT	54	191139076	59
184018013I	58	185102318	51	18720054NPT	53	189304022	44	191018015	59	191139088	59
184022000	56	185102318U	234	187212076	53	189304022G	82	191018015G	92	191139108	59
184022001	56	185102322	51	187212076G	87	189304022HT	100	191018015HT	103	191168076	59
184022001U	237	185102322U	234	187212076NW	123	189304022ST	112	191018015ST	115	191168088	59
184022002	57	185304022	49	187300088	53	189304022U	229	191018015U	240	191168108	59
184022002G	90	185304022G	86	187300088G	87	189304028	44	191022015	59	191168139	59
184022002I	58	185304022M	50	187300088NW	123	189304028G	82	191022015G	92	192018015	45
184022002IG	91	185304022U	234	187304015	53	189304028HT	100	191022015U	240	192018015G	83
184022002IU	239	185304122	50	187304015G	87	189304028MF	43	191022018	59	192018015HT	101
184022002U	238	185304122M	51	187304015U	235	189304028ST	112	191022018G	92	192018015ST	113
184022003	57	185304218	50	187304018	53	189304028U	229	191022018HT	103	192018015U	230
184022003G	90	186042134R	42	187304018G	87	189304035	44	191022018ST	115	192022015	45
184022003I	58	186054238R	42	187304018U	235	189304035G	82	191022018U	240	192022015G	83
184022003IG	91	186100028C	42	187304022	53	189304042	44	191028015	59	192022015U	230
184022003IU	239	186100028CU	228	187304022G	87	189304042G	82	191028015G	92	192022018	45
184022003U	238	186100035	42	187304022HT	102	189304054	44	191028015HT	103	192022018G	83
184022012I	58	186102015C	42	187304022ST	114	189304054G	82	191028015U	240	192022018HT	101
184022013I	58	186102015CU	228	187304022U	235	189304054HT	100	191028018	59	192022018ST	113
184022022I	58	186102015FCU	228	187304028	53	189304076	44	191028018G	92	192022018U	230
184022122	57	186102018C	42	187304028G	87	191028018U	82	191028015	240	192028015	45
184022122G	90	186102018CU	228	187304028HT	102	189304076NW	121	191028022	59	192028015G	83
184022123	57	186112042	42	187304028ST	114	189304088	44	191028022G	92	192028015U	230
184022123G	90	186114035	42	187304028U	235	189304088G	82	191028022HT	103	192028018	45
1840228000	56	186114042	42	18730422NPT	53	189304088NW	121	191028022ST	115	192028018G	83
1840228001	56	186200054	42	187308015	53	189304108	44	191028022U	240	192028018U	230
1840228001U	237	186304018FCU	228	187308015G	87	189304108G	82	191035015	59	192028022	45
1840228002	57	186304022C	42	18730815NPT	53	189304108NW	121	191035015G	92	192028022G	83
1840228002G	90	186304022CU	228	187400108	53	191000022	54	191035015U	240	192028022HT	101
1840228002I	58	187015000R	52	187400108G	87	191000022G	88	191035018	59	192028022ST	113
1840228002IG	91	187018000R	52	187400108NW	123	191000022U	236	191035018G	92	192028022U	230
1840228002IU	239	187022000R	52	188028022	46	191000028	54	191035018U	240	192035015	45
1840228002U	238	187028000R	52	188028022G	81	191000028G	88	191035022	59	192035015G	83
1840228003	57	187035000R	52	188035022	46	191000028HT	103	191035022G	92	192035015U	230
1840228003G	90	187042000R	52	188035022G	81	191000028ST	115	191035022U	240	192035018	45
1840228003I	58	187054000R	52	188035028	46	191000028U	236	191035028	59	192035018G	83
1840228003IG	91	187076000R	52	188035028G	81	191000035	54	191035028G	92	192035018U	230
1840228003IU	239	187088000R	52	188042028	46	191000035G	88	191035028HT	103	192035022	45
1840228003U	238	187100022	53	188042028G	81	191000035U	236	191035028ST	115	192035022G	83
1840228342	57	187100022G	87	188054028	46	19100028NPT	54	191035028U	240	192035022HT	101
1840228342G	90	187100022HT	102	188054028G	81	191002015	54	191042015	59	192035022ST	113
1840228343	57	187100022ST	114	189100028	44	191002015G	88	191042015G	92	192035022U	230
1840228343G	90	187100022U	235	189100028U	229	191002015HT	103	191042018	59	192035028	45
184035000	56	187100028	53	189100035	44	191002015ST	115	191042018G	92	192035028G	83
184035001	56	187100028G	87	189100035HT	100	191002015U	236	191042022	59	192035028HT	101
184035001U	237	187100028HT	102	189100035ST	112	191002018	54	191042022G	92	192035028ST	113
184035002	57	187100028ST	114	189100042	44	191002018G	88	191042022U	240	192035028U	230
184035002G	90	187100028U	235	189100042HT	100	191002018HT	103	191042028	59	192042018	45
184035002I	58	187100035	53	189100042ST	112	191002018ST	115	191042028EST	116	192042018U	230
184035002IG	91	187100035G	87	189100076	44	191002018U	236	191042028G	92	192042022	45
184035002IU	239	187100035U	235	189100139	44	191002022	54	191042028ST	115	192042022G	83
184035002U	238	18710028NPT	53	189100168	44	191002022G	88	191042028U	240	192042022U	230
184035003	57	187102015	53	189102015	44	191002022U	236	191042035	59	192042028	45
184035003G	90	187102015G	87	189102015G	82	191002028	54	191042035G	92	192042028G	83
184035003I	58	187102015HT	102	189102015HT	100	191002028HT	100	191042035HT	103	192042028HT	101
184035003IG	91	187102015ST	114	189102015ST	112	191002028NPT	54	191042035ST	115	192042028ST	113
184035003IU	239	187102015U	235	189102015ST	112	19102035	54	191042035U	240	192042035U	230
184035003U	238	187102018	53	189102015U	229	19102035G	88	191054015	59	192042035	45
184042000	56	187102018G	87	189102018	44	19102035G	88	191054015G	92	192042035G	83
184042001	56	187102018HT	1								

192054035HT	101	193032005	340	195015027	74	19605400N	202	200139304	323	212900000	482
192054035ST	113	193035000	62	195018003	68	19605400UNU	274	200139316	324	213000008	490
192054042	230	193035000G	88	195018004	70	196076000	199	200168001	420	213000010	490
192054042G	45	193035000HT	104	195018005	67	196076001	198	200168304	323	213008000	490
192054042HT	83	193035000ST	116	195022003	68	196076002	204	200168316	324	213008041	491
192054042ST	101	193035000U	240	195022004	70	196076003	203	200213001	420	213008M41	491
192054042U	113	193035002	62	195022005	67	196076108	199	200213004	323	213010000	490
192076022	230	193035003	64	195022008	71	196076108N	203	200213006	324	213010041	491
192076022U	45	193035004	64	195028003	68	196088000	199	200213304	323	213010M41	491
192076028	231	193035006	63	195028004	70	196088001	198	200213316	324	213012041	491
192076028U	45	193040005	340	195028005	67	196088002	204	200219001	420	213012M41	491
192076028UNW	231	193042000	62	195035003	68	196088003	203	200219304	323	214000008	493
192076035	121	193042000G	88	195035004	70	196108000	199	200219316	324	214000010	493
192076035U	45	193042000HT	104	195035007	75	196108001	198	200269001	420	214008030	492
192076035UNW	231	193042000ST	116	195042003	68	196108002	204	200269004	323	214008040	492
192076042	121	193042000U	240	195042004	70	196108003	203	200269006	324	214008040041	492
192076042U	45	193042002	62	195042007	75	196139002	204	200269304	323	2140080401	515,387
192076042UNW	231	193042003	64	195054003	68	196168002	204	200269316	324	214008041	493
192076054	121	193042004	64	195054004	70	197100028	41	200273001	420	214008041H	515,387
192076054G	45	193042006	63	195054007	75	197100028G	80	200323001	420	214008050041	492
192076054U	83	193050005	340	195076003	68	197100028U	227	200337001	420	214008060041	492
192076054UNW	231	193054000	62	195076004	70	197102015	41	200337004	323	214010030	492
192088022	121	193054000G	88	195076007	75	197102015G	80	200337006	324	214010040	492
192088022U	45	193054000HT	104	195088003	68	197102015H	227	200337304	323	214010040041	492
192088022UNW	231	193054000ST	116	195088004	70	197102018	41	200337316	324	2140100401	515,387
192088028	45	193054000U	240	195088007	75	197102018G	80	200355001	420	214010041	493
192088028G	83	193054001	63	195108003	68	197102018U	227	200406001	420	214010041H	515,387
192088028U	231	193054002	62	195108004	70	197102022	41	200424001	420	214010060041	492
192088028UNW	121	193054003	64	195108007	75	197102022U	227	200424004	323	214012041	493
192088035	45	193054004	64	196000000	194	197120242	41	200424006	324	214100000	491
192088035U	231	193054006	63	196000000U	195	197120242G	80	200424304	323	214800000	491
192088042	45	193076000	62	196000000UNW	204	19714035	41	200424316	324	215006001	493
192088042U	231	193076000G	88	196000001	201	19714035G	80	200483001	420	215008001	493
192088054	45	193076000HT	124	196000001U	201	197200054	41	200483004	323	215010001	493
192088054G	83	193076001	63	196000001UNW	204	197200054G	80	200483006	324	215012001	493
192088054U	231	193076001HT	124	196000002	201	197304022	41	200483304	323	215016001	493
192088054UNW	121	193076002	62	196000002U	201	197304022G	80	200483316	324	216008090	494
192088076	45	193076003	64	196000002UNW	201	197304022U	227	200603001	420	216008093	494
192088076G	83	193076004	64	196000002U	201	197304028	41	200603004	323	216008100	494
192088076UNW	121	193076006	63	196000108N	204	197304028G	80	200603006	324	216008100K	494,453
192108022	45	193088000	62	196001009V	195	197304028U	227	200603304	323	216010093	494
192108022U	231	193088000G	88	196001012	196	198100028	41	200603316	324	216010120	494
192108028	45	193088000HT	124	196001013	196	198100028G	80	200761001	420	216010120K	494,453
192108028G	83	193088001	63	196001014	196	198100028U	227	200761004	323	216010140	494
192108028U	231	193088001HT	124	196001015	197	198102015	41	200761006	324	216010180	494
192108035	45	193088002	62	196001016	197	198102015G	80	200761304	323	216010250	494
192108035U	231	193088003	64	196001017	196	198102015U	227	200761316	324	218000006	495
192108042	45	193088004	64	196001018	194	198102018	41	200889001	420	218000008	495
192108042U	231	193088006	63	196001019	194	198102018G	80	200889004	323	218000010	495
192108054	45	193108000	62	196001020	195	198102018U	227	200889006	324	218000012	495
192108054U	231	193108000G	88	196001021	195	198102022	41	200889304	323	218000016	495
192108054UNW	121	193108000HT	124	196002000	200	198102022U	227	200889316	324	218008000	495
192108076	45	193108001	63	196002001	200	198102028	41	204000000	501	218010000	495
192108076G	83	193108001HT	124	19600200N	205	198102028G	80	204300600	501	218012000	495
192108076UNW	121	193108002	62	19600201N	205	19812042	41	204304300	501	219000008	495
192108088	45	193108003	64	19600202N	205	19812042G	80	205030000	484	219000010	495
192108088G	83	193108004	64	19600204N	205	19814035	41	205038000	485	219000012	495
192108088UNW	121	193108006	63	19600205N	205	19814035G	80	206030000	485	220000008	496
192139035	46	193139000	62	196003001	200	198200054	41	206030001	485	220000010	496
192139076	46	193139001	63	19600300N	205	198200054G	80	206038000	486	220000012	496
192139088	46	193168000	62	196004001	200	198304015	41	206038001	486	222102008	496
192139108	46	193168001	63	196012000	197	198304022	41	207030000	486	222102010	496
192168035	46	194015900	60	196012002	197	198304022G	80	207030001	487	223008060	505
192168076	46	194018150	61	19601200N	202	198304022U	227	207038000	487	224000050	443
192168088	46	194018300	61	19601200UNU	274	199015000	147,71	207038001	487	224102010	443
192168108	46	194018900	60	196015000	197	199015000HT	105	208030000	488	224102012	443
192168139	46	194022300	61	196015002	197	199015001	73	208030001	488	224102200	443
192181515U	231	194022900	60	19601500N	202	199015002	73	208038000	488	224304012	443
193015000	62	194028150	61	19601500UNU	274	199018000	147,71	208038001	489	224304050	443
193015000G	88	194028300	61	196015035K	198	199018000HT	105	208041000	489	224304201	443
193015000HT	104	194028600	61	196015035KV	198	199018001	73	208041001	489	225000010	547
193015000ST	116	194028900	60	196015035N	202	199018002	73	209030000	490	225000012	547
193015002	62	194035150	61	196015035NU	274	199022000	147,71	209032000	490	225000014	547
193015005	340	194035300	61	196015035NV	274,202	199022000HT	105	209038000	490	225000015	547
193015006	63	194035600	61	196018000	197	199022001	73	210000000	477	225000016	547
193018000	62	194035900	60	196018002	197	199022002	73	210000001	477	225000018	547
193018000G	88	194042150	61	19601800N	202	199028000	147,71	210000002	478	225000022	547
193018000HT	104	194042300	61	19601800NU	274	199028000HT	105	210000004	476	225000026	547
193018000ST	116	194042600	61	196022000	197	199028001	73	210000005	476	225000100	547
193018002	62	194042900	60	196022002	197	199028002	73	210000006	478	225000200	547
193018006	63	194054150	61	19602200N	202	199035000	147,71	210000007	478	226000008	543
193020005	340	194054300	61	19602200UNU	274	199035000HT	105	210000008	479	22600000R	543
193022000	62	194054600	61	196028000	197	199035001	73	210000009	479	227000000	444
193022000G	88	194054900	60	196028002	197	199035002	73	211000001	534	227100000	444
193022000HT	104	194076150	61	19602800N	202	199042000	147,71	211000002	534	227250000	444
193022000ST	116	194076300	61	19602800NU	274	199042000HT	105	211001021	534	228000000	444
193022000U	240	194088150	61	196035000	197	199042001	73	211001022	534	228000001	444
193022002	62	194088300	61	196035002	197	199042002	73	211001081	534	229000050	445
193022003	64	19408150	61	19603500N	202	199054000	147,71	211001082	534	229000100	445
193022004	64	19408300	61	19603500NU	274	199054000HT	105	211003421	534	23	

231520000	481	2520080TT	498	264160001	495	2701200CU	469	276219133	417	291200316	356
231525000	481	252010ACC	498	264600001	495	270120200	468	276219139	417	291212316	356
231600304	514, 386	252010ACV	499	264800001	495	270140000	467	276219159	417	291300316	356
231625000	481	2520100TT	498	265100100	530	2701400CU	469	276219168	417	291304316	356
232420450	502	252012ACC	498	265100800	530	270140200	468	276244159	417	291308316	356
232420600	502	252012ACV	499	265800700	530	270150000	467	276244168	417	291400316	356
233450800	502	2520120TT	498	266100120	530	270150200	468	276244219	417	292100001	408
234000000	524	252016ACC	498	266100140	530	270160000	467	276273159	417	292100316	357
234000002	522	252016ACV	499	266100180	530	2701600CU	469	276273168	417	292102001	408
234000005	527	252060350	497	266100250	530	270160200	468	276273193	417	292102316	357
234235000	519	252100500	497	266800900	530	270180000	467	276273219	417	292104001	408
234235001	519	252100600	497	267100120	531	2701800CU	469	276273244	417	292104316	357
234235002	526	252100700	497	267100140	531	270180200	468	276323219	417	292108316	357
234239002	523	252140700	497	268100000	395	270200000	467	276323244	417	292112001	408
235000000	525	252140750	497	268100001	394	270200200	468	276323273	417	292112316	357
235000002	522	252600300	497	268100102	395	270220000	467	276337269	416	292114001	408
235000005	527	252800400	497	268100304	355	2702200CU	469	276355219	418	292114316	357
235001005	528	253600800	529	268100316	355	270220200	468	276355273	418	292200001	408
235002005	528	253600801	529	268102000	395	270280000	467	276355323	418	292200316	357
236000180	520	253600802	529	268102001	394	2702800CU	469	276406219	418	292212316	357
237000000	520	254340000	530	268102120	395	270280200	468	276406273	418	292300316	357
238000004	523	254460000	530	268102304	355	270350000	469	276406323	418	292304001	408
239000005	528	255100000	450	268102316	355	2704200CU	469	276406355	418	292304316	357
239120100	526	255102000	450	268104000	395	2705400CU	469	276424269	416	292308001	408
240100102	405	255112000	450	268104001	394	271000000	471	276424337	416	292308316	357
240102104	405	255114000	450	268104102	395	271120000	471	276483269	416	292400316	357
240102304	405	255200000	450	268104304	355	271140000	471	276483337	416	300100004	409
240104108	405	255212000	450	268104316	355	271160000	471	276483424	416	300100316	357
240114100	405	255300000	450	268108000	395	271200000	471	276508273	418	300102004	409
240304100	405	255304000	450	268108001	394	271220000	471	276508323	418	300102316	357
240304308	405	255308000	450	268108304	355	271260000	471	276508355	418	300104004	409
240308102	405	255400000	450	268108316	355	271280000	471	276508406	418	300104316	357
240308104	405	255500000	450	268112000	395	271320000	471	276603337	416	300108316	357
241100124	405	255600000	450	268112001	394	271400000	471	276603424	416	300112004	409
241100344	405	255800000	450	268112102	395	271500000	471	276603483	416	300112316	357
241100384	405	256100000	466	268112304	355	271600000	471	276609323	418	300114004	409
241102144	405	256102000	466	268112316	355	272100001	466	276609355	418	300114316	357
241102184	405	256112000	466	268114000	395	272102001	466	276609406	418	300200316	357
241102384	405	256114000	466	268114001	394	272112001	466	276609508	418	300212316	357
241104184	405	256200000	466	268114102	395	272114001	466	276700424	416	300300316	357
241112144	405	256212000	466	268114304	355	272200001	466	276700483	416	300304004	409
241114104	405	256300000	466	268114316	355	272212001	466	276700603	416	300304316	357
241200104	405	256304000	466	268200000	395	272300001	466	276761424	416	300308004	409
241200124	405	256308000	466	268200001	394	272304001	466	276761483	416	300308316	357
241200144	405	256400000	466	268200102	395	272400001	466	276761603	416	300400316	357
241304124	405	256500000	466	268200304	355	272500001	466	276889424	416	310100001	409
241304144	405	256600000	466	268200316	355	272600001	466	276889483	416	310100316	358
241304184	405	256800000	466	268212000	395	272800001	466	276889603	416	310102001	409
241304384	405	257100000	470	268212001	394	274000000	209	276889700	416	310102316	358
241308144	405	257120000	470	268212102	395	274000001	209	276889761	416	310104001	409
241308184	405	257140000	470	268212304	355	274000003	275	277101600	421	310104316	358
245100124	406	257160000	470	268212316	355	275100000	465	277108000	421	310108001	409
245100344	406	257180000	470	268300000	395	275102000	465	277114000	421	310108316	358
245102144	406	257220000	470	268300001	394	275112000	465	277113300	421	310112316	358
245102184	406	257260000	470	268300102	395	275114000	465	277139000	421	310114316	358
245102384	406	257280000	470	268300304	355	275200000	465	277159000	421	310200316	358
245104184	406	257320000	470	268300316	355	275304000	465	277168000	421	310212316	358
245112144	406	257350000	470	268304000	395	275308000	465	277193000	421	310300316	358
245114104	406	257400000	470	268304001	394	276101603	416	277219000	421	310304001	409
245200104	406	257420000	470	268304102	395	276101700	416	277269000	421	310304316	358
245200124	406	257480000	470	268304304	355	276101761	416	277273000	421	310308001	409
245200144	406	257500000	470	268304316	355	276101889	416	277337000	421	310308316	358
245304124	406	257600000	470	268308000	395	276108603	416	277424000	421	310400316	358
245304144	406	258000000	469	268308001	394	276108700	416	277483000	421	316012003	127
245304384	406	258000001	469	268308102	395	276108761	416	277603000	421	316012005	126
245308144	406	258000005	469	268308304	355	276108889	416	277700000	421	316015003	127
245308184	406	258000006	469	268308316	355	276114101	416	277761000	421	316015005	126
246100114	407	258000008	469	268400000	395	276114603	416	277889000	421	316018003	127
246102100	407	258000010	469	268400001	394	276114761	416	280100004	407	316018005	126
246102304	407	258008000	505	268400102	395	276114889	416	280100316	356	316022002	128
246104108	407	258010000	505	268400304	355	276133101	416	280102004	407	316022003	127
246104308	407	258012000	505	268400316	355	276133108	416	280102316	356	316022005	126
246123401	406	259100000	470	268500000	395	276133114	416	280104004	407	316028002	128
246304100	407	259120000	470	268500001	394	276133700	416	280104316	356	316028003	127
246308102	407	259140000	470	268600000	395	276133761	416	280108004	407	316028005	126
246308304	407	259160000	470	268600001	394	276133889	416	280108316	356	316035002	128
246341100	406	259200000	470	269100028	237, 55	276139101	417	280112004	407	316035003	127
246381201	406	259220000	470	269100128	236, 55	276139108	417	280112316	356	316035005	126
251100000	451	259260000	470	269102015	237, 55	276139114	417	280114004	407	316042002	128
251102000	451	259280000	470	269102018	237, 55	276139133	417	280114316	356	316042003	127
251112000	451	259320000	470	269102022	237, 55	276139761	417	280200004	407	316042005	126
251114000	451	259400000	470	269102115	236, 55	276139889	417	280200316	356	316054002	128
251200000	451	259500000	470	269102118	236, 55	276159101	417	280212316	356	316054003	127
251212000	451	259600000	470	269102122	236, 55	276159108	417	280300316	356	316054005	126
251300000	451	260140000	460	269112042	237, 55	276159114	417	280304004	407	316076000	128
251304000	451	260160000	460	269112142	236, 55	276159133	417	280304316	356	316076003	127
251308000	451	260200000	460	269114035	237, 55	276159139	417	280308004	407	316076005	126
251400000	451	261140000	461	269114135	236, 55	276159889	417	280308316	356	316088000	128
251500000	451	261160000	461	269200054	237, 55	276168101	417	280400316	356	316088003	127
251600000	451	261200000	461	269200154	236, 55	276168108</					

330114316	358	352102000	462	359304000	474	381076451	130	387300088	139	392088042	134
330200316	358	352112000	462	359304001	474	381076900	131	387304015	139	392088054	134
330212316	358	352140000	462	359308000	474	381076901	131	387304018	139	392088076	134
330300316	358	352200000	462	359308001	474	381088450	130	387304022	139	392108028	134
330304316	358	352304000	462	360040000	460	381088451	130	387304028	139	392108035	134
330308316	358	352308000	462	360050000	460	381088900	131	387308012	139	392108042	134
330400316	358	353076000	463	360063000	460	381088901	131	387308015	139	392108054	134
3401000BW	359	353076001	464	360075000	460	381108450	130	387400108	139	392108076	134
340100316	359	353100000	463	360090000	460	381108451	130	389100028	135	392108088	134
340100FBW	360	353100001	464	360100000	460	381108900	131	389100035	135	393015000	144
340100MBW	360	353110000	463	360110000	460	381108901	131	389100054	135	393015002	143
3401020BW	359	353110001	464	360125000	460	382012000	133	389102015	135	393018000	144
340102316	359	353125000	463	361040000	461	382015000	133	389102018	135	393018002	143
340102FBW	360	353125001	464	361050000	461	382018000	133	389102022	135	393022000	144
340102MBW	360	353140000	463	361063000	461	382022000	133	389102028	135	393022002	143
340104316	359	353140001	464	361075000	461	382028000	133	389102035	135	393028000	144
340108316	359	353160000	463	361090000	461	382035000	133	389102042	135	393028002	143
3401120BW	359	353160001	464	361100000	461	382042000	133	389102054	135	393035000	144
340112316	359	354080000	465	361110000	461	382054000	133	389102076	135	393035002	143
340112FBW	360	354080002	465	361125000	461	382076000	133	389102088	135	393042000	144
340112MBW	360	354140000	465	362040000	461	382088000	133	389102108	135	393042002	143
3401140BW	359	354140002	465	362050000	461	382108000	133	389304022	135	393054000	144
340114316	359	355054000	452	362063000	461	383012000	136	389304028	135	393054002	143
340114FBW	360	355100000	452	362075000	461	383012001	136	389304035	135	393076000	144
340114MBW	360	355100001	454	362090000	461	383012003	137	389304042	135	393076002	143
3402000BW	359	355102000	452	362110000	461	383015000	136	389304054	135	393088000	144
340200316	359	355102001	454	362125000	461	383015001	136	389304076	135	393088002	143
340200FBW	360	355108000	452	363000200	475	383015002	137	389304088	135	393100128	142
340200MBW	360	355112000	452	363000212	475	383015003	137	389304108	135	393102015	142
340212316	359	355112001	454, 462	3630002126	475	383018000	136	390100022	140	393102018	142
340300316	359	355114000	452	363000244	475	383018001	136	390100028	140	393102022	142
3403040BW	359	355114001	454, 462	3630002446	475	383018002	137	390100035	140	393102015	142
340304316	359	355150001	454	363000300	475	383018003	137	390102012	140	393102118	142
340304FBW	360	355200000	452	363000300G	475	383022000	136	390102015	140	393102122	142
340304MBW	360	355200001	454, 462	363000400	475	383022001	136	390102018	140	393108000	144
3403080BW	359	355212000	452	363000400G	475	383022002	137	390102022	140	393108002	143
340308316	359	355212001	454, 462	363000500	475	383022003	137	390102028	140	393304018	142
340308FBW	360	355300000	452	363000500G	475	383022012	137	390112042	140	393304022	142
340308MBW	360	355300001	454, 462	363000600	475	383022022	137	390114035	140	393304118	142
341100316	361	355304000	452	363000600G	475	383028000	136	390200054	140	393304122	142
341102316	361	355304001	454	363000800	475	383028001	136	390304015	140	394015900	142
341104316	361	355308000	452	363000800G	475	383028002	137	390304018	140	394018900	142
341108316	361	355308001	454	363001000	475	383028003	137	390304022	140	394022900	142
341112316	361	355312001	454	363001000G	475	383028012	137	390304028	140	394028150	143
341114316	361	355400000	452	363001200	475	383028022	137	390308015	140	394028300	143
341200316	361	355400001	454, 462	363001200G	475	383035000	136	39015012	141	394028900	142
341212316	361	35605400G	473	363001400	475	383035001	136	39018012	141	394035150	143
341300316	361	356100000	472	363001400G	475	383035002	137	39018015	141	394035300	143
341304316	361	35610000G	473	363001600	475	383035003	137	390122012	141	394035900	142
341308316	361	356102000	472	363001600G	475	383035012	137	390122015	141	394042150	143
341400316	361	35610200G	473	363001800	475	383042000	136	390122018	141	394042300	143
342100316	361	35611000G	472	363001800G	475	383042001	136	390128015	141	394042900	142
342102316	361	356112000	472	363002000	475	383042002	137	390128018	141	394054150	143
342104316	361	35611200G	473	363002000G	475	383042003	137	390128022	141	394054300	143
342112316	361	356114000	472	375100028	146	383042012	137	390135022	141	394054900	142
342114316	361	35611400G	473	375102018	146	383042022	137	390135028	141	395012012	150
342200316	361	356200000	472	375112042	146	383054000	136	390142022	141	395015012	150
342304316	361	35620000G	473	375114035	146	383054001	136	390142028	141	395015015	150
342308316	361	356212000	472	375200054	146	383054002	137	390142035	141	395018012	150
343100316	362	35621200G	473	375212076	146	383054003	137	390154022	141	395018015	150
343102316	362	356300000	472	375300088	146	383054012	137	390154028	141	395022012	150
343104316	362	35630000G	473	375304022	146	383054022	137	390154035	141	395022015	150
343112316	362	356304000	472	375308012	146	383076000	136	390154042	141	395028012	150
343114316	362	35630400G	473	375308015	146	383076001	136	390176042	141	395028015	150
343200316	362	356308000	472	375400108	146	383076003	137	390176054	141	396012012	150
343304316	362	35630800G	473	379012000	141	383088000	136	390188054	141	396015012	150
343308316	362	356312000	472	379015000	141	383088001	136	390188076	141	396015015	150
344100316	362	35631200G	473	379018000	141	383088003	137	390180076	141	396018012	150
344102316	362	356400000	472	379022000	141	383108000	136	390180888	141	396018015	150
344104316	362	35640000G	473	379028000	141	383108001	136	392012015	135	396022012	150
344108316	362	356412000	472	381012900	131	383108003	137	392015012	134	396022015	150
344112316	362	35641200G	473	381012901	131	384015000	138	392015018	135	396028012	150
344114316	362	356500000	472	381015450	130	384015001	138	392015022	135	396028015	150
344200316	362	35650000G	473	381015451	130	384018000	138	392018012	134	396035015	150
344304316	362	356600000	472	381015900	131	384018001	138	392018015	134	396102015V	146
344308316	362	35660000G	473	381015901	131	384022000	138	392018022	135	396102018V	146
351054000	453, 129	356612000	472	381018450	130	384022001	138	392022012	134	397100028	132
351100000	453, 129	35661200G	473	381018451	130	384028000	138	392022015	134	397102015	132
351100001	455	356800000	472	381018900	131	384028001	138	392022018	134	397102018	132
351102000	453, 129	35680000G	473	381018901	131	384035000	138	392022028	135	397112042	132
351102001	455	357000000	505	381022450	130	384035001	138	392028015	134	397114035	132
351108000	453, 129	357000001	506	381022451	130	384042000	138	392028018	134	397200054	132
351112000	453	357000002	506	381022900	131	384042001	138	392028022	134	397304022	132
351112001	455	357000003	506	381022901	131	384054000	138	392035015	134	397308012	132
351114000	453, 129	357000004	505	381028450	130	384054001	138	392035018	134	397308015	132
351114001	455	359054000	474	381028451	130	385102015	132	392035022	134	398102028	132
351150001	455, 129	359054001	474	381028900	131	385102018	132	392035028	134	398304022	132
351200000	453	359063000	474	381028901	131	385304022	132	392042022	134	398304028	132
351200001	455	359063001	474	381035450	130	385308015	132	392042028	134	399015015	149
351212000	453, 129	359100000	474	381035451	1						

40111412	534	414250010	427	421250010	433	428100304	331	434025000G	89	442040304	339,339
401114341	534	414250010	438	421300010	433	428125304	331	434025006	440,343,188,	442050304	339,339
401114342	534	414300010	427	421350010	433	428150304	331		144,65	442065304	339,339
401114381	534	414300010	438	421400010	433	428200304	331	434032000	441,344,188,	442080304	339,339
401114382	534	414350010	427	421450010	433	428250304	331		145,65	442100304	339,339
410015316	327	414400010	427	421500010	433	428300304	331	434032000G	89	442125304	339,339
410020316	327	415015016	427,428,429,	422015016	433,434	429015304	335,336	434032006	440,343,188,	442150304	339,339
410025006	424		429	422020016	433,434	429015316	336		144,65	442200304	339
410025006I	435	415020016	427,428,429,	422025016	433,434	429020304	335,336	434040000	441,344,304,	442250304	339
410025316	327		429	422032016	433,434	429020316	336		188,145,65	442300304	339
410032006	424	415025016	427,428,429,	422040016	433,434	429025304	335,336	434040006G	89	443200304	339
410032006I	435		429	422050016	433,434	429025316	336	434040006	440,343,	443250304	339
410032316	327	415025016I	438,438	422065016	433,434	429032304	335,336		304,188,144,65	443300304	339
410040006	424	415032016	427,428,429,	422080016	433,434	429032316	336	434050000	441,344,304,	529100150	410
410040006I	435		429	422100016	433,434	429040304	335,336		188,145,65	529100200	410
410040316	327	415032016I	438,438	422125016	433,434	429040316	336	434050000G	89	529100250	410
410050006	424	415040016	427,428,429,	422150016	433,434	429050304	335	434050006	440,343,	529100300	410
410050006I	435		429	422200016	434	429050316	336		304,188,144,65	529100400	410
410050316	327	415040016I	438,438	422250016	434	429065304	335	434065000	441,344,304,	529100500	410
410065006	424	415050016	427,428	422300016	434	429065316	336		188,145,65	529102100	410
410065006I	435	415050016I	438,438	422350016	434	429080304	335	434065000G	89	529102150	410
410065316	327	415065016	427,428	422400016	434	429080316	336	434065006	440,343,	529102200	410
410080006	424	415065016I	438,438	422450016	434	429100304	335		304,188,144,65	529102250	410
410080006I	435	415080016	427,428	422500016	434	429100316	336	434080000	441,344,304,	529102300	410
410080316	327	415080016I	438,438	423015304	341	429125304	335		188,145,65	529102350	410
410100006	424	415100016	427,428	423020304	341	429125316	336	434080000G	89	529102400	410
410100006I	435	415100016I	438,438	423025304	341	429150304	335	434080006	440,343,	529102500	410
410100316	327	415125016	427,428	423032304	341	429150316	336		304,188,144,65	529304100	410
410125006	424	415125016I	438,438	423040304	341	429200304	335	434100000	441,344,304,	529304150	410
410125006I	435	415150016	427,428	423050304	341	429200316	336		188,145,65	529304200	410
410150006	424	415150016I	438,438	423065304	341	429250304	335	434100000G	89	529304250	410
410150006I	435	415200016	428	423080304	341	429250316	336	434100006	440,343,	529304300	410
410200006	424	415200016I	438	423100304	341	429300304	335		304,188,144,65	529304350	410
410200006I	435	415250016	428	423125304	341	429300316	336	434125000	441,344,304,	529304400	410
410250006	424	415250016I	438	423150304	341	429350304	335		65	529304500	410
410250006I	435	415300016	428	423200304	341	429350316	336	434125006	440,343,304	529308100	410
410300006	424	415300016I	438	423250304	341	429400304	335	434150000	441,344,304,	529308150	410
410300006I	435	415350016	428	425010010	340	429400316	336		65	529308200	410
410350006	424	415400016	428	425015010	340	429500304	335	434150006	440,343,304	529308250	410
410400006	424	416200025	429	425020010	340	429500316	336	434200000	441,344	529308300	410
410450006	424	416250025	429	425025010	340	430050304	336	434200006	440,343,	529308350	410
410500006	424	416300025	429	425032010	340	430065304	336	434250000	441,344	529308400	410
410600006	424	417050040	429,429	425040010	340	430080304	336	434250006	440,343	529308500	410
411015010	425,426	417065040	429,429	425050010	340	430100304	336	434300000	441,344	530100040	397
411015010I	436,437	417080040	429,429	425065010	340	430125304	336	434300006	440,343,	530100043	400
411020010	425,426	417100040	429,429	425080010	340	430150304	336	434350000	441,344	530100050	397
411020010I	436,437	417125040	429,429	425100010	340	430200304	336	434400000	441,344	530100053	400
411025010	425,426	417150040	429,429	425125010	340	430250304	336	435012000	442	530100060	397
411025010I	436,437	417200040	429	425150010	340	430300304	336	435012001	345	530100063	400
411032010	425,426	417250040	429	425200010	340	432200304	332	435016000	442	530100070	397
411032010I	436,437	417300040	429	425250010	340	432200316	333	435016001	345	530100071	48
411040010	425,426	418015006	430	425300010	340	432250304	332	435016080	442	530100073	400
411040010I	436,437	418020006	430	426200304	327	432250316	333	435016090	442	530100080	397
411050010	425,426	418025006	430	426200316	329	432300304	332	435016095	442	530100083	400
411050010I	436,437	418032006	430	426250304	327	432300316	333	435016100	442	530100093	401
411065010	425,426	418040006	430	426250316	329	432350316	333	435016110	442	530100100	398
411065010I	436,437	418050006	430	426300304	327	432400316	333	435016120	442	530100103	404
411100010	425,426	418065006	430	426300316	329	432500316	333	435016130	442	530100103	401
411100010I	436,437	418080006	430	426350304	327	433015304	332,332	435016140	442	530100113	401
411125010	425,426	418100006	430	426350316	329	433015316	333,334	435020000	442	530100120	398
411125010I	436,437	419015010	430	426400304	327	433020304	332,332	435020001	345	530100123	401
411150010	425,426	419015010Z	431	426400316	329	433020316	333,334	435020100	442	530100140	398
411150010I	436,437	419020010	430	426500304	327	433025304	332,332	435020110	442	530100143	401
411200010	425	419020010Z	431	426500316	329	433025316	333,334	435020150	442	530100150	398
411200010I	436	419025010	430	427015304	327,328,331	433032304	332,332	435020160	442	530100153	404
411250010	425	419025010Z	431	427015316	329,330	433032316	333,334	435024000	442	530100153	402
411250010I	436	419032010	430	427020304	327,328,331	433040304	332,332	435024001	345	530100160	398
411300010	425	419032010Z	431	427020316	329,330	433040316	333,334	440200304	337	530100163	402
411300010I	436	419040010	430	427025304	327,328,331	433050304	332,332	440200316	338	530100180	398
411350010	425	419040010Z	431	427025316	329,330	433050316	333,334	440250304	337	530100183	402
411350010I	436	419050010	430	427032304	327,328,331	433065304	332,332	440250316	338	530100200	399
411400010	425	419050010Z	431	427032316	329,330	433065316	333,334	440300304	337	530100203	404
411450010	425	419065010	430	427040304	327,328,331	433080304	332,332	440300316	338	530100203	402
411500010	425	419065010Z	431	427040316	329,330	433080316	333,334	441015304	337,337	530100250	399
412080016	425,426	419080016	430	427050304	327,328	433100304	332,332	441015316	338,338	530100253	402
412080016I	436,437	419080016Z	431	427050316	329,330	433100316	333,334	441020304	337,337	530100300	399
412200016	426	419100010	430	427065304	327,328	433125304	332,332	441020316	338,338	530100303	403
412200016I	437	419100010Z	431	427065316	329,330	433125316	333,334	441025304	337,337	530100304	363
412250016	426	419125010	430	427080304	327,328	433150304	332,332	441025316	338,338	530100316	363
412250016I	437	419125010Z	431	427080316	329,330	433150316	333,334	441032304	337,337	530100400	399
412300016	426	419150010	430	427100304	327,328	433200304	332	441032316	338,338	530100403	403
412300016I	437	419150010Z	431	427100316	329,330	433200316	333,334	441040304	337,337	530100500	399
412350016	426	420015006	432	427125304	327,328	433250304	332	441040316	338,338	530100503	403
412350016I	437	420020006	432	427125316	329,330	433250316	334	441050304	337,337	530100603	403
412400016	426	420025006	432	427150304	327,328	433300304	332	441050316	338,338	530100703	404
412450016	426										

530102120	398	530200100	398	530308040	397	600104304	365	679018001CN	190	681028450U	244,244
530102123	401	530200103	401	530308043	400	600104316	365	679018001GU	272	681028451	153
530102133	401	530200120	398	530308050	397	600108304	365	679018001U	256,256	681028451U	178
530102140	398	530200123	401	530308053	400	600108316	365	679018002GU	272	681028451G	165
530102143	401	530200143	401	530308060	397	600112035I	49	679018002U	256,256	681028451GU	260
530102150	398	530200150	398	530308063	400	600112100	396	679022001CN	190	681028451U	244,244
5301021503	404	530200153	402	530308073	400	600112150	396	679022001GU	272	681028600CN	179
530102153	402	530200163	402	530308080	397	600112200	396	679022001U	256,256	681028900	154
530102160	398	530200183	402	530308083	400	600112304	365	679022002GU	272	681028900CN	180
530102163	402	530200200	399	530308100	398	600112316	365	679022002U	256,256	681028900G	166
530102180	398	530200203	402	530308103	401	600114035I	49	679028001CN	190	681028900GU	261
530102183	402	530200250	399	530308120	398	600114100	396	679035001CN	190	681028900U	245,245
530102200	399	530200253	403	530308123	401	600114150	396	679042001CN	190	681028901	154
5301022003	404	530200300	399	530308150	398	600114200	396	679054001CN	190	681028901G	180
530102203	402	530200303	403	530308153	402	600114304	365	679076001CN	190	681028901G	166
530102250	399	530200304	363	530308183	402	600114316	365	679088001CN	190	681028901GU	261
530102253	402	530200316	363	530308200	399	600134035I	49	679108001CN	190	681028901U	245,245
530102300	399	530200403	403	530308203	402	600200100	396	681012450	153	681035150CN	176
530102303	403	530200503	403	530308250	399	600200150	396	681012450U	244,244	681035151CN	177
530102304	363	530212080	397	530308253	402	600200200	396	681012451	153	681035300CN	176
530102316	363	530212083	400	530308300	399	600200304	365	681012451U	244,244	681035301CN	177
530102400	399	530212100	398	530308303	403	600200316	365	681012900	154	681035450	153
530102403	403	530212103	401	530308304	363	600212100	396	681012900U	245,245	681035450CN	178
530102500	399	530212120	398	530308316	363	600212150	396	681012901	154	681035450G	165
530102503	403	530212123	401	530308403	403	600212200	396	681012901U	245,245	681035450GU	260
530102603	403	530212150	398	530308503	403	600212304	365	681015150CN	176	681035450U	244,244
530102703	404	530212153	402	530400080	397	600212316	365	681015151CN	176	681035451	153
530102803	404	530212183	402	530400083	400	600238035I	49	681015300CN	177	681035451CN	178
530104304	363	530212200	399	530400100	398	600300100	396	681015301CN	177	681035451G	165
530104316	363	530212203	402	530400103	401	600300150	396	681015450	153	681035451GU	260
530108304	363	530212250	399	530400120	398	600300200	396	681015450CN	178	681035451U	244,244
530108316	363	530212253	403	530400123	401	600300304	365	681015450G	165	681035800CN	179
530112040	397	530212300	399	530400150	398	600300316	365	681015450GU	260	681035801CN	179
530112043	400	530212303	403	530400153	402	600304100	396	681015450U	244,244	681035900	154
530112050	397	530212304	363	530400183	402	600304150	396	681015451	153	681035900CN	180
530112053	400	530212316	363	530400200	399	600304200	396	681015451CN	178	681035900G	166
530112060	397	530212403	403	530400203	402	600304304	365	681015451G	165	681035900GU	261
530112063	400	530212503	403	530400250	399	600304316	365	681015451GU	260	681035900U	245,245
530112070I	48	530238070I	48	530400253	403	600308100	396	681015451U	244,244	681035901	154
530112073	400	530300080	397	530400300	399	600308150	396	681015900	154	681035901CN	180
530112080	397	530300083	400	530400303	403	600308200	396	681015900CN	180	681035901G	166
530112083	400	530300100	398	530400304	363	600308304	365	681015900G	166	681035901GU	261
530112093	401	530300103	401	530400316	363	600308316	365	681015900U	261	681035901U	245,245
530112100	398	530300120	398	530400403	403	600400100	396	681015900U	245,245	681042150CN	176
530112103	401	530300123	401	530400503	403	600400150	396	681015901	154	681042150G	176
530112120	398	530300150	398	531100004	411	600400200	396	681015901CN	180	681042150GU	177
530112123	401	530300153	402	531100316	364	600400304	365	681015901G	166	681042301CN	177
530112143	401	530300183	402	531102004	411	600400316	365	681015901GU	261	681042450	153
530112150	398	530300200	399	531102316	364	600500100	396	681015901U	245,245	681042450CN	178
530112153	402	530300203	402	531104004	411	600500150	396	681018450	153	681042450G	165
530112163	402	530300250	399	531104316	364	600500200	396	681018450CN	178	681042450GU	260
530112183	402	530300253	403	531112004	411	600600100	396	681018450G	165	681042450U	244,244
530112200	399	530300300	399	531112316	364	600600150	396	681018450GU	260	681042451	154
530112203	402	530300303	403	531114004	411	600600200	396	681018450U	244,244	681042451CN	178
530112250	399	530300304	363	531114316	364	616015000CN	175	681018451	153	681042451G	165
530112253	403	530300316	363	531200004	411	616018000CN	175	681018451CN	178	681042451GU	260
530112300	399	530300403	403	531200316	364	616022000CN	175	681018451G	165	681042451U	244,244
530112303	403	530300503	403	531304004	411	616028000CN	175	681018451GU	260	681042600CN	179
530112304	363	530304040	397	531304316	364	616035000CN	175	681018451U	244,244	681042601CN	179
530112316	363	530304043	400	531308004	411	616042000CN	175	681018900	154	681042900	154
530112403	403	530304050	397	531308316	364	616054000CN	175	681018900CN	180	681042900CN	180
530112503	403	530304053	400	532100140	404	616076000CN	175	681018900G	166	681042900G	166
530114040	397	530304060	397	532102100	404	616088000CN	175	681018900GU	261	681042900GU	261
530114043	400	530304063	400	532112150	404	616108000CN	175	681018900U	245,245	681042900U	245,245
530114050	397	530304070	397	532114150	404	669014015GU	273	681018901	154	681042901	154
530114053	400	530304073	400	532200170	404	669014015U	257,257	681018901CN	180	681042901CN	180
530114060	397	530304080	397	532304120	404	669016015GU	273	681018901G	166	681042901G	166
530114063	400	530304083	400	532308100	404	669016015U	257,257	681018901GU	261	681042901GU	261
530114070I	48	530304093	401	555100000	456	669016018GU	273	681018901U	245,245	681042901U	245,245
530114073	400	530304100	398	555100001	457	669016018U	257,257	681022150CN	176	681054450CN	176
530114080	397	530304103	404	555100200	456	669100028U	271,255,255	681022151CN	176	681054451CN	176
530114083	400	530304103	401	555102001	457	669100128U	271,254,254	681022300CN	177	681054300CN	177
530114093	401	530304113	401	555112000	456	669102012U	255,255	681022300G	177	681054301CN	177
530114100	398	530304120	398	555112001	457	669102015U	271,255,255	681022450	153	681054450	153
530114103	401	530304123	401	555114000	456	669102018U	271,255,255	681022450CN	178	681054450CN	178
530114120	398	530304133	401	555114001	457	669102022U	271,255,255	681022450G	165	681054450G	165
530114123	401	530304140	398	555150001	457	669102112U	254,254	681022450GU	260	681054450GU	260
530114143	401	530304143	401	555200000	456	669102115U	271,254,254	681022450U	244,244	681054450U	244,244
530114150	398	530304150	398	555200001	457	669102118U	271,254,254	681022451	153	681054451	153
530114153	402	5303041503	404	555212000	456	669102122U	271,254,254	681022451CN	178	681054451CN	178
530114163	402	530304153	402	555212001	457	669112042U	271,255,255	681022451G	165	681054451G	165
530114183	402	530304160	398	555300000	456	669112142U	271,254,254	681022451GU	260	681054451GU	260
530114200	399	530304163	402	555300001	457	669114035U	271,255,255	681022451U	244,244	681054451U	244,244
530114203	402	530304180	398	555304000	456	66911435U	271,254,254	681022900	154	681054600CN	179
530114250	399	530304183	402	555304001	457	669200054U	271,255,255	681022900CN	180	681054601CN	179
530114253	402	530304200	399	555308000	456	669200154U	271,254,254	681022900G	166	681054900	154
530114300	399	5303042003	404	555308001	457	669304018U	271,255				

681076600CN	179	683018003	157	684015002CN	185	687102018U	251, 251	689102054G	168	690304028G	172
681076601CN	179	683018003G	169	684015002U	254, 254	687102022	159	689102054GU	265	690304028GU	268
681076900CN	180	683018003GU	266	684015003	162	687102022CN	184	689102054U	249, 249	690304028U	252, 252
681076901CN	180	683018003U	251, 251	684015003CN	186	687102022G	171	689304022	157	690304035GU	268
681088150CNC	176	683018016G	273	684015012	162	687102022GU	267	689304022CN	181	690304035U	252, 252
681088151CNC	176	683018016U	257, 257	684015012U	254, 254	687102022U	251, 251	689304022G	168	690308012	160
681088300CN	177	683022000	158	684015013	162	68712035	159	689304022GU	265	690308012U	252, 252
681088301CN	177	683022000CN	183	684018001CN	185	68712035G	171	689304022U	249, 249	690308015	160
681088450CN	178	683022000G	170	684018001U	253, 253	68712035GU	267	689304028	157	690308015G	172
681088451CN	178	683022000GU	265	684018002	162	68712035U	251, 251	689304028CN	181	690308015GU	268
681088600CN	179	683022000U	249, 249	684018002CN	185	68712042	159	689304028G	168	690308015U	252, 252
681088601CN	179	683022001	158	684018002U	254, 254	68712042G	184	689304028GU	265	691015012	161
681088900CN	180	683022001CN	183	684018003	162	68712042GU	171	689304028U	249, 249	691015012U	253, 253
681088901CN	180	683022001G	170	684018003CN	186	68712042U	267	689304035	157	691018012	161
68108150CNC	176	683022001U	266	684018012	162	68712042U	251, 251	689304035CN	181	691018012U	253, 253
68108151CNC	176	683022001U	250, 250	684018012U	254, 254	68712054	159	689304035G	168	691018015	161
681083000CN	177	683022002U	250, 250	684018013	162	68712054G	171	689304042	157	691018015CN	186
681083010CN	177	683022003	157	684022001CN	185	68712054GU	267	689304042CN	181	691018015G	173
68108450CN	178	683022003G	169	684022001U	253, 253	68712054U	251, 251	689304042G	168	691018015GU	270
68108451CN	178	683022003GU	266	684022002	162	68714028	159	689304054	157	691018015U	253, 253
68108600CN	179	683022003U	251, 251	684022002CN	185	68714028G	171	689304054CN	181	691022015	161
68108601CN	179	683022012U	250, 250	684022002U	254, 254	68714028GU	267	689304054G	168	691022015CN	186
68108600CN	180	683028000	158	684022003	162	68714028U	251, 251	689304076CN	181	691022015G	173
68108901CN	180	683028000CN	183	684022003CN	186	68714035	159	689304088CN	181	691022015GU	270
682012000	156	683028000G	170	684022012	162	68714035G	184	689304108CN	181	691022015U	253, 253
682012000U	248, 248	683028000GU	265	684022012U	254, 254	68714035U	171	689308015	157	691022018	161
682015000	156	683028000U	249, 249	684022013	162	68714035U	267	689308015G	168	691022018CN	186
682015000CN	181	683028001	158	684022021U	254, 254	68714035U	251, 251	689308015U	249, 249	691022018G	173
682015000G	168	683028001CN	183	684022023	162	68714042	159	69100022	160	691022018GU	270
682015000GU	264	683028001G	170	684022023CN	185	68714042G	171	69100022G	172	691022018U	253, 253
682015000U	248, 248	683028001U	266	684028001U	253, 253	68714042GU	267	69100022GU	268	691028015	161
682018000	156	683028001U	250, 250	684028002	162	68714042U	251, 251	69100022U	252, 252	691028015CN	186
682018000CN	181	683028002U	250, 250	684028002CN	185	687200054	159	69100028	160	691028015G	173
682018000G	168	683028003	157	684028002U	254, 254	687200054CN	184	69100028CN	184	691028015GU	270
682018000GU	264	683028003G	169	684028003	162	687200054G	171	69100028G	172	691028015U	253, 253
682018000U	248, 248	683028003GU	266	684028003CN	186	687200054GU	267	69100028GU	268	691028018	161
682022000	156	683028003U	251, 251	684028012U	254, 254	687200054U	251, 251	69100028U	252, 252	691028018G	173
682022000CN	181	683028012U	250, 250	684035001CN	185	687304015	159	69100035G	160	691028018GU	270
682022000G	168	683028022U	250, 250	684035001U	253, 253	687304015G	171	69100035G	172	691028018U	253, 253
682022000GU	264	683035000	158	684035002	162	687304015GU	267	69100035GU	268	691028022	161
682022000U	248, 248	683035000CN	183	684035002CN	185	687304015U	251, 251	69100035U	252, 252	691028022CN	186
682028000	156	683035000G	170	684035002U	254, 254	687304018	159	69102012	160	691028022G	173
682028000CN	181	683035000GU	265	684035003	162	687304018CN	184	69102012U	252, 252	691028022GU	270
682028000G	168	683035000U	249, 249	684035003CN	186	687304018G	171	69102012U	160	691028022U	253, 253
682028000GU	264	683035001	158	684042001CN	185	687304018GU	267	69102015CN	184	691035022	161
682028000U	248, 248	683035001CN	183	684042001U	253, 253	687304018U	251, 251	69102015G	172	691035022CN	186
682035000	156	683035001G	170	684042002	162	687304022	159	69102015GU	268	691035022G	173
682035000CN	181	683035001GU	266	684042002CN	185	687304022CN	184	69102015U	252, 252	691035022GU	270
682035000G	168	683035001U	250, 250	684042002U	254, 254	687304022G	171	69102018	160	691035022U	253, 253
682035000GU	264	683035002U	250, 250	684042003	162	687304022GU	267	69102018CN	184	691035028	161
682035000U	248, 248	683035003	157	684042003CN	186	687304022U	251, 251	69102018G	172	691035028CN	186
682042000	156	683035003G	169	684054001CN	185	687304028	159	69102018GU	268	691035028G	173
682042000CN	181	683035003GU	266	684054001U	253, 253	687304028G	171	69102018U	252, 252	691035028GU	270
682042000G	168	683035003U	251, 251	684054002	162	687304028GU	267	69102022	160	691035028U	253, 253
682042000GU	264	683035012U	250, 250	684054002CN	185	687304028U	251, 251	69102022CN	184	691042022	161
682042000U	248, 248	683042000	158	684054002U	254, 254	687308012	159	69102022G	172	691042022CN	186
682054000	156	683042000CN	183	684054003	162	687308012U	251, 251	69102022GU	268	691042022G	173
682054000CN	181	683042000G	170	684054003CN	186	687308015	159	69102022U	252, 252	691042022GU	270
682054000G	168	683042000GU	265	685100022	161	687308015G	171	69102028	160	691042022U	253, 253
682054000GU	264	683042000U	249, 249	685100028	161	687308015GU	267	69102028CN	184	691042028	161
682054000U	248, 248	683042001	158	685100212	161	687308015U	251, 251	69102028G	172	691042028CN	186
682076000CN	181	683042001CN	183	685102012U	255, 255	689100028	157	69102028GU	268	691042028G	173
682088000CN	181	683042001G	170	685102015	161	689100028G	168	69102028U	252, 252	691042028GU	270
682108000CN	181	683042001GU	266	685102015G	173	689100028GU	265	69102028U	160	691042028U	253, 253
683012000	158	683042001U	250, 250	685102015U	249, 249	689100028U	249, 249	69102042CN	184	691042035	161
683012000U	272, 249	683042002U	250, 250	685102015U	255, 255	689100035	157	69102042G	172	691042035CN	186
683012001	158	683042003	161	685102018	161	689100035G	168	69102042GU	268	691042035G	173
683012001U	250, 250	683042003G	169	685102018G	173	689102012	157	69102042U	252, 252	691042035GU	270
683012003	157	683042003GU	266	685102018U	272	689102012U	249, 249	691042028	160	691042035U	253, 253
683012003U	251, 251	683042003U	251, 251	685102018U	255, 255	689102015	157	69104208G	172	691054022	161
683015000	158	683042022U	250, 250	685102315U	256, 256	689102015CN	181	69104208GU	268	691054022G	173
683015000CN	183	683054000	158	685102318U	256, 256	689102015G	168	69104208U	252, 252	691054028	161
683015000G	170	683054000CN	183	685102322U	256, 256	689102015GU	265	69104208U	160	691054028CN	186
683015000GU	265	683054000G	170	685304022	161	689102015U	249, 249	69104208U	184	691054028G	173
683015000U	249, 249	683054000GU	265	685304022G	173	689102015U	157	69104208U	172	691054035	161
683015001	158	683054000U	249, 249	685304022GU	272	689102018CN	181	69104208U	268	691054035CN	186
683015001CN	183	683054001	158	685304022U	255, 255	689102018G	168	69104208U	252, 252	691054035G	173
683015001G	170	683054001CN	183	687100022	159	689102018GU	265	69104208U	160	691054035GU	270
683015001GU	266	683054001G	170	687100022G	171	689102018U	249, 249	69104208U	172	691054035U	253, 253
683015001U	250, 250	683054001GU	266	687100022GU	267	689102018U	249, 249	69104208U	268	691054042	161
683015002U	250, 250	683054001U	250, 250	687100022U	251, 251	689102022	157	69104208U	252, 252	691054042CN	186
683015003	157	683054002U	250, 250	687100028	159	689102022G	168	69104208U	160	691054042G	173
683015003G	169	683054003	157	687100028CN	184	689102022GU	265	69104208U	184	691054042GU	270
683015003GU	266										

692022012U	248, 248	693015000CN	187	6973040188BGU	263	700101000	412	705101000	419	802050250	283
692022015	156	693015002CN	187	6973040188BU	247, 247	700101304	317	705108000	419	802050300	283
692022015CN	182	693018000CN	187	697304018G	167	700101316	317	705114000	419	802065025	283
692022015G	169	693018002CN	187	697304018GU	262	700101800	412	705133000	419	802065050	283
692022015GU	264	693022000CN	187	697304018U	246, 246	700114000	412	705139000	419	802065075	283
692022015U	248, 248	693022002CN	187	697304022	155	700114304	317	705159000	419	802065100	283
692022018	156	693022003CN	189	697304022BGU	263	700114316	317	705168000	419	802065150	283
692022018G	169	693022004CN	189	697304022BU	247, 247	700133000	412	705193000	419	802065200	283
692022018GU	264	693028000CN	187	697304022G	167	700139000	412	705219000	419	802065250	283
692022018U	248, 248	693028002CN	187	697304022GU	262	700139304	317	705273000	419	802065300	283
692028015	156	693028003CN	189	697304022U	246, 246	700139316	317	705424000	419	802080025	283
692028015CN	182	693028004CN	189	697308012	155	700159000	412	705483000	419	802080050	283
692028015G	169	693035000CN	187	697308012BGU	247, 247	700168000	412	705603000	419	802080075	283
692028015GU	264	693035002CN	187	697308012BU	246, 246	700168304	317	705761000	419	802080100	283
692028015U	248, 248	693035003CN	189	697308015	155	700168316	317	705889000	419	802080150	283
692028018	156	693035004CN	189	697308015BU	247, 247	700193000	412	740101000	415	802080200	283
692028018CN	182	693042000CN	187	697308015G	167	700213304	317	740108000	415	802080250	283
692028018G	169	693042002CN	187	697308015GU	262	700213316	317	740114000	415	802080300	283
692028018GU	264	693042003CN	189	697308015U	246, 246	700219000	412	740133000	415	802100025	283
692028018U	248, 248	693042004CN	189	698100022	155	700219304	317	740139000	415	802100050	283
692028022	156	693054000CN	187	698100022BGU	263	700219316	317	740159000	415	802100075	283
692028022CN	182	693054002CN	187	698100022BU	247, 247	700244000	412	740168000	415	802100100	283
692028022G	169	693054003CN	189	698100022G	167	700269000	412	740213000	415	802100150	283
692028022GU	264	693054004CN	189	698100022GU	262	700269304	317	740219000	415	802100200	283
692028022U	248, 248	693076000CN	187	698100022U	246, 246	700269316	317	740269000	415	802100250	283
692035015	156	693076002CN	187	698100028	155	700273000	412	740273000	415	802100300	283
692035015CN	182	693076003CN	189	698100028BGU	263	700300000	412	740323000	415	802125025	283
692035015G	169	693076004CN	189	698100028BU	247, 247	700323000	412	740337000	415	802125050	283
692035015GU	264	693088000CN	187	698100028G	167	700337000	412	740424000	415	802125075	284
692035015U	248, 248	693088002CN	187	698100028GU	262	700337304	317	740483000	415	802125100	284
692035018	156	693088003CN	189	698100028U	246, 246	700337316	317	740603000	415	802125150	284
692035018CN	169	693088004CN	189	698102012	155	700380000	412	740761000	415	802125200	284
692035018G	169	693108000CN	187	698102012BGU	247, 247	700424000	412	740889000	415	802125250	284
692035018GU	264	693108002CN	187	698102012BU	246, 246	700424304	317	770101000	413	802125300	284
692035018U	248, 248	693108003CN	189	698102015	155	700424316	317	770108000	413	802150025	284
692035022	156	693108004CN	189	698102015BGU	263	700445000	412	770114000	413	802150050	284
692035022CN	182	695015003CN	191	698102015BU	247, 247	700483000	412	770269000	413	802150075	284
692035022G	169	695015004CN	193	698102015G	167	700483304	317	770337000	413	802150100	284
692035022GU	264	695018003CN	191	698102015GU	262	700483316	317	770424000	413	802150150	284
692035022U	248, 248	695018004CN	193	698102015U	246, 246	700510000	412	770483000	413	802150200	284
692035028	156	695022003CN	191	698102018	155	700540000	412	770510000	413	802150250	284
692035028CN	182	695022004CN	193	698102018BGU	263	700570000	412	770540000	413	802150300	284
692035028G	169	695022008CN	190	698102018BU	247, 247	700603000	412	770570000	413	8030400250	284
692035028GU	264	695028003CN	191	698102018G	167	700603304	317	770603000	413	8030400500	284
692042015	156	695028004CN	193	698102018GU	262	700603316	317	770700000	413	8030400750	284
692042015G	169	695035003CN	191	698102018U	246, 246	700700000	412	770761000	413	8030401000	284
692042015GU	264	695035004CN	193	698102022	155	700761000	412	770889000	413	8030401500	284
692042018	156	695042003CN	191	698102022BGU	263	700761304	317	774213000	413	8030402000	284
692042018CN	169	695042004CN	193	698102022BU	247, 247	700761316	317	800101000	422	8030402500	284
692042018G	169	695054003CN	191	698102022G	167	700889000	412	800101316	325	8030403000	284
692042018GU	264	695054004CN	193	698102022GU	262	700889304	317	800108000	422	8030500250	284
692042018U	248, 248	695076003CN	191	698102022U	246, 246	700889316	317	800108316	325	8030500500	284
692042022	156	695076004CN	193	698102028	155	70101304	318	800114000	422	8030500750	284
692042022CN	182	695088003CN	191	698102028BGU	263	70101316	318	800114316	325	8030501000	284
692042022G	169	695088004CN	193	698102042	155	70114304	318	800133000	422	8030501500	284
692042022GU	264	695108003CN	191	698102042BGU	263	70114316	318	800139000	422	8030502000	284
692042022U	248, 248	695108004CN	193	698102042BU	247, 247	701139304	318	800139316	325	8030502500	284
692042028	156	697100028	155	698102042G	167	701139316	318	800159000	422	8030503000	284
692042028CN	182	697100028BGU	263	698102042GU	262	701168304	318	800168000	422	8030650250	285
692042028G	169	697100028BU	247, 247	698102042U	246, 246	701168316	318	800168316	325	8030650500	285
692042028GU	264	697100028G	167	698114035	155	701219304	318	800194000	422	8030650750	285
692042028U	248, 248	697100028GU	262	698114035BGU	263	701219316	318	800213316	325	8030651000	285
692054022	156	697100028U	246, 246	698114035BU	247, 247	701337304	318	800219000	422	8030651500	285
692054022CN	182	697102012	155	698114035G	167	701337316	318	800219316	325	8030652000	285
692054022G	169	697102012BGU	247, 247	698114035GU	262	701424304	318	800244000	422	8030652500	285
692054022GU	264	697102012U	246, 246	698114035U	246, 246	701424316	318	800269000	422	8030653000	285
692054022U	248, 248	697102015	155	698200054	155	701483304	318	800269316	325	8030800750	285
692054028	156	697102015BGU	263	698200054BGU	263	701483316	318	800273000	422	8030801000	285
692054028CN	182	697102015BU	247, 247	698200054BU	247, 247	701603304	318	800273316	325	8030801500	285
692054028G	169	697102015G	167	698200054U	167	701603316	318	800324000	422	8030802000	285
692054028GU	264	697102015GU	262	698200054GU	262	701761304	318	800324316	325	8030802500	285
692054028U	248, 248	697102018	246, 246	698200054U	246, 246	701761316	318	800337000	422	8030803000	285
692054035	156	697102018BGU	263	698304015	155	701889304	318	800337316	325	8031000750	285
692054035CN	182	697102018BU	247, 247	698304015BGU	263	701889316	318	800355000	422	8031001000	285
692054035G	169	697102018G	167	698304015GU	247, 247	704101000	414	800406000	422	8031001500	285
692054035GU	264	697102018GU	262	698304015U	167	704108000	414	800424000	422	8031002000	285
692054035U	248, 248	697102018U	246, 246	698304015U	246, 246	704114000	414	800424316	325	8031002500	285
692054042	156	697102022	155	698304015U	246, 246	704133000	414	800483000	422	8031003000	285
692054042CN	182	697102022BGU	263	698304018	155	704139000	414	800483316	325	8031250750	285
692054042G	169	697102022BU	247, 247	698304018BGU	263	704159000	414	800570000	422	8031251000	285
692054042GU	264	697102028	155	698304018GU	247, 247	704168000	414	800603000	422	8031251500	285
692054042U	248, 248	697102028G	167	698304018U	167	704172000	414	800603316	325	8031252000	285
692076022CN	182	697112042	155	698304018GU	262	704193000	414	800700000	422	8031252500	285
692076022G	169	697112042BGU	263	698304018U	246, 246	704213000	414	800761000	422	8031253000	285
692076022GU	264	697112042BU	247, 247	698304022	155	704219000	414	800761316	325	8031500750	285
692076022U	248, 248	697112042G	167	698304022BGU	263	704219000	414	80088			

804065087	286	810100065	291	819040003	298	822125010	303	826125001	312	982102000FR	370
804080015	287	810100080	291	819040004	299	822150006	303	826150001	312	982102001	369
804080030	286	810125050	291	819050000	297	822150010	303	827040000	299	982104000	368
804080045	286	810125065	291	819050001	297	823040000	305	827042040	299	982112000	368
804080087	286	810125100	291	819050002	298	823040001	305	827050000	299	982112001	369
805040000	287	810150065	291	819050003	298	823040002	306	827053050	299	982114000	368
805040045	288	810150100	291	819050004	299	823040003	306	827065000	299	982114001	369
805040087	287	810150125	291	819065000	297	823040004	307	827073075	299	982200000	368
805050000	287	811050045	292	819065001	297	823050000	305	827080000	299	982200001	369
805050045	288	811050087	292	819065002	298	823050001	305	827100000	299	982212000	368
805050087	287	811065045	292	819065003	298	823050002	306	827125000	299	982300000	368
805065000	287	811065087	292	819065004	299	823050003	306	827150000	299	982304000	368
805065045	288	811100045	292	819080000	297	823050004	307	850NS000000	213	982304001	369
805065087	287	811100087	292	819080001	297	823065000	305	942130000	545	982308000	368
805080045	288	811125045	292	819080002	298	823065001	305	942175881	546	982308001	369
805080087	287	811125087	292	819080003	298	823065002	306	942195000	544	983100000	371
805100015	288	811150045	292	819080004	299	823065003	306	942195001	544	983100001	372
805100030	288	811150087	292	819100000	297	823065004	307	942195002	546	983100002	373
805100045	288	812050040	293	819100001	297	823080000	305	942195003	546	983102000	371
805100087	287	812065050	293	819100002	298	823080001	305	942195005	544	983102001	372
805125015	288	812080050	293	819100003	298	823080002	306	942195006	546	983102002	373
805125030	288	812100050	293	819100004	299	823080003	306	942195007	546	983104000	371
805125045	288	812100065	293	819125000	297	823080004	307	942205881	546	983104001	372
805125087	287	812100080	293	819125001	297	823100000	305	942220003	546	983104002	373
805150015	288	812125100	293	819125002	298	823100001	305	942240000	544	983112000	371
805150030	288	812150100	293	819125003	298	823100002	306	942240001	545	983112001	372
805150045	288	812150125	293	819125004	299	823100003	306	942245001	544	983112002	373
805150087	287	813050040	293	819150000	297	823100004	307	942245003	546	983114000	371
806065075	289	813065050	293	819150001	297	823125000	305	942245881	546	983114001	372
806065130	289	813080050	293	819150002	298	823125001	305	942460000	544	983114002	373
806065200	289	813100065	293	819150003	298	823125002	306	942460001	545	983200000	371
806080075	289	813100080	293	819150004	299	823125004	307	950100001	541	983200001	372
806080130	289	813125100	293	820000000	311	823150000	305	950102001	541	983200002	373
806080200	289	813150100	293	820040000	301	823150001	305	950110001	541	983212000	371
806100075	289	813150125	293	820040006	300	823150002	306	950111002	542	983212001	372
806100130	289	814050045	294	820040010	303	823150004	307	950111003	541	983212002	373
806100200	289	814050087	294	820040100	301	8240500600	307	950114001	541	983300000	371
806125075	289	814065045	294	820040112	301	8240500750	307	950114002	542	983300001	372
806125130	289	814065087	294	820040114	301	8240501000	307	950114003	541	983300002	373
806125200	289	814080045	294	820050000	301	8240501100	307	950304001	541	983304000	371
807050000	289	814080087	294	820050006	300	8240501250	307	951100000	542	983304001	372
807050040	290	814100045	294	820050010	300	8240501500	307	951102000	542	983304002	373
807065000	289	814100087	294	820050112	301	8240502000	307	951112000	542	983308000	371
807065050	290	814125045	294	820050114	301	8240502500	307	951114000	542	983308001	372
807080000	289	814125087	294	820050200	301	825040011	308	951200000	542	983308002	373
807100000	289	814150045	294	820065006	300	825040022	308	951304000	542	983400000	371
807125000	289	814150087	294	820065010	300	825040033	308	951308000	542	983400001	372
807150000	289	815050040	295	820065040	301	825040044	309	952100000	543	983400002	373
808040045	290	815065050	295	820080006	300	825040055	309	952102000	543	984100000	378
808040087	290	815080050	295	820080010	300	825040066C	310	952112000	543	984102000	378
808050045	290	815100065	295	820100006	300	825040066Q	309	952114000	543	984112000	378
808050087	290	815100080	295	820100010	300	825040077C	310	952200000	543	984114000	378
808065045	290	815125100	295	820125006	300	825040077Q	310	952304000	543	984200000	378
808065087	290	815150100	295	820125010	300	825050011	308	952308000	543	984304000	378
808080045	290	815150125	295	820150006	300	825050022	308	958100000	540	985100000	375
808080087	290	816050040	295	820150010	300	825050033	308	958114000	540	985102000	375
808100045	290	816065050	295	820205000	300	825050044	309	971020000	548	985112000	375
808100087	290	816100065	295	820260000	300	825050055	309	971308000	548	985114000	375
808125045	290	816125100	295	821040006	302	825050066C	310	973102000	548	985200000	375
808125087	290	816150100	295	821040010	302	825050066Q	309	973308000	548	985212000	375
808150045	290	816150125	295	821050006	302	825050077C	310	973308001	548	985300000	375
808150087	290	817050040	296	821050010	302	825050077Q	310	975102006	554	985304000	375
809050040	291	817065040	296	821065006	302	825065011	308	975104000	554	985400000	375
809065040	291	817065050	296	821065010	302	825065022	308	975104006	554	986100000	376
809065050	291	817080065	296	821080006	302	825065033	308	975108000	554	986100316	377
809080050	291	817100050	296	821080010	302	825065044	309	975308000	554	986102000	376
809100040	291	817100065	296	821100006	302	825065055	309	975308006	554	986102316	377
809100050	291	817100080	296	821100010	302	825065066C	310	979000000	555	986104000	376
809100065	291	817125065	296	821125006	302	825065066Q	309	979102002	555	986104316	377
809100080	291	817125100	296	821125010	302	825065077C	310	979304002	555	986112000	376
809125050	291	817150100	296	821150006	302	825065077Q	310	979308002	555	986112316	377
809125065	291	817150125	296	821150010	302	825100022	308	981100000	367	986114000	376
809125100	291	818050040	296	822040006	303	825100044	309	981102000	367	986114316	377
809150065	291	818065050	296	822040010	303	825100055	309	981104000	367	986200000	376
809150100	291	818080065	296	822050006	303	826000002	312	981112000	367	986200316	377
809150125	291	818100050	296	822050010	303	826040000	312	981114000	367	986212316	377
809150040	291	818100065	296	822065006	303	826040001	312	981200000	367	986300316	377
810065040	291	818100080	296	822065010	303	826050000	312	981304000	367	986304000	376
810065050	291	818125100	296	822080006	303	826050001	312	981308000	367	986304316	377
810080050	291	818150125	296	822080010	303	826065000	312	982100000	368	986308000	376
810080065	291	819040000	297	822100006	303	826065001	312	982100001	369	986308316	377
810100040	291	819040001	297	822100010	303	826080001	312	982102000	368	986400316	377
810100050	291	819040002	298	822125006	303	826100001	312	982102000FB	370		



Pilastro [Mantova]



RacMet Academy [Mantova]



**Head Office and Manufacturing Plant
Campitello [Mantova]**

years
50
1970-2020



RACORDERIE METALLICHE S.P.A.

Strada Sabbionetana, 59
46010 Campitello di Marcaria (MN) ITALY

Tel. +39 0376 96001

Fax. +39 0376 96422

info@racmet.com

raccorderiemetalliche.com

follow us on

